


# City of Woodward & Woodward Municipal Authority



## FY Budget 2024-2025

***City Manager  
Shaun Barnett***

***Mayor  
Tom Fisher***

***Ward 1  
Commissioner  
Debbie Covalt***

***Ward 2  
Commissioner  
John Brown***

***Ward 3  
Commissioner  
John Meinders***


***Ward 4  
Commissioner  
Tom Fisher***

***At Large  
Commissioner  
Hunter Wellman***



**CITY OF WOODWARD**  
**FY 2024-2025**  
**ANNUAL BUDGET**

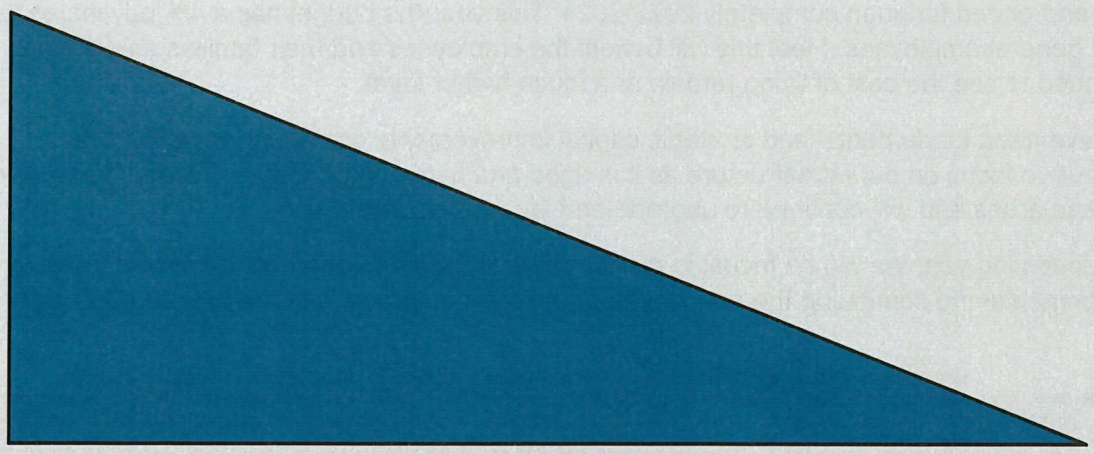
<b><u>TABLES OF CONTENTS</u></b>	<b><u>SECTION</u></b>
BUDGET MESSAGE	1
MUNICIPAL BUDGET ACT	2
BUDGET RESOLUTIONS	3
ORGANIZATIONAL CHART	4
BUDGET SUMMARIES	5
FUND LISTING (Budget Detail)	6
11-GENERAL	
13-HOTEL MOTEL TAX	
15-WMA LIMITED PURPOSE SALES TAX	
16-RESTRICTED REVENUE-CAPITAL IMPROVEMENT	
30-GRANTS	
33-AIRPORT	
74-DEBT SERVICE	
75-MUNICIPAL AUTHORITY	
76-CEMETERY CARE	
94-CEMETERY PERPETUAL CARE	
99-CAPITAL PROJECT FUND	







**Budget Message  
2024-2025**



# CITY OF WOODWARD

Shaun Barnett | CITY MANAGER

722 MAIN STREET | WOODWARD, OK 73801 | TEL: 580.254.8584



WOODWARD  
OKLAHOMA

June 3, 2024

To: Honorable Mayor and City Commissioners  
Chairman and Trustees of the Woodward Municipal Authority

## Budget Message Fiscal Year 2024-2025

The combined budgets for all municipal funds are presented in summary and detail for the coming fiscal year within the accompanying pages for your consideration. This message is required by law to provide a brief explanation of the budget and any major changes from the previous year.

The City of Woodward, the Woodward Municipal Authority, and all related component entities and departments are authorized to budget revenues and expenditures under the Municipal Budget Act, Title 11 O. S. 1979, Section 17-201 through 17-206, as may be revised. Accordingly, publishing the budget summary, proper notice, and the scheduled public hearing meet the statutory requirements. A copy of the Act is included for your reference.

This year we have made some positive progress forward but still face some challenges with the cost of operations and supply and demand has continued to hamper us in keeping up with some repairs and routine maintenance. Our operating costs continue to rise with the increase of outside utilities and materials, which is why we had to reevaluate our utility rates with a third-party study of our current rates and operational costs. The rate study was performed by Oklahoma Rural Water Association, and they recommended steep increases to our utility rates across the board. We have evaluated their study and have recommended a lower rate increase to help balance our budget.

Sales tax revenues have remained steady at the level we had hoped for and at times were higher than expected. We have budgeted flat again this year, meaning we are not projecting any increase above our normal tax collections.

This year I have proposed that we financially impact our general employees. The employees experienced furlough of four hours a week from 2016-2022, we reduced it to 2 hours in 2022-2023 and ended furlough completely 2023-2024. This year the budget has a 4% pay increase for all general employees. I feel this will benefit the employees and their families as we have continued to see the cost of living remain at a much higher level.

We have seen fundamental and strategic capital improvements completed recently. We continue to focus on our infrastructure as it is aged and becoming an issue. We will be focusing on these areas and will continue to upgrade and improve our system.

This upcoming year we will be focusing on our water storage tank rehabs, additional water line replacements and continuing the new developments at the airport with the \$20,000,000 grant.

To file a program discrimination complaint, complete the USDA Program Discrimination Complaint Form, AD-30027, found online at [http://www.ascr.usda.gov/complaint\\_filing\\_cust.html](http://www.ascr.usda.gov/complaint_filing_cust.html) and at any USDA office, or write a letter addressed to USDA and provide in the letter all of the information requested in the form. To request a copy of the complaint form, call (866) 632-9992. Submit your completed complaint form or letter to USDA by mail at U.S. Department of Agriculture, Office of the Assistant Secretary for Civil Rights, 1400 Independence Avenue, SW., Washington, D.C. 20250-9410, by fax (202) 6907442 or email at [program.intake@usda.gov](mailto:program.intake@usda.gov). For TTD or TTY options, please dial 711.

This institution is an equal opportunity provider and employer.


With the approved OWRB loan we will target the Wastewater Plant as a priority along with finishing the water tank rehabs. With the current economic conditions, this year will be one in which we assure you that all existing and new obligations will be met without fail.

As always, a tremendous amount of work has gone into the preparation of this document. I greatly appreciate the efforts of our staff in this process.

Respectfully submitted,



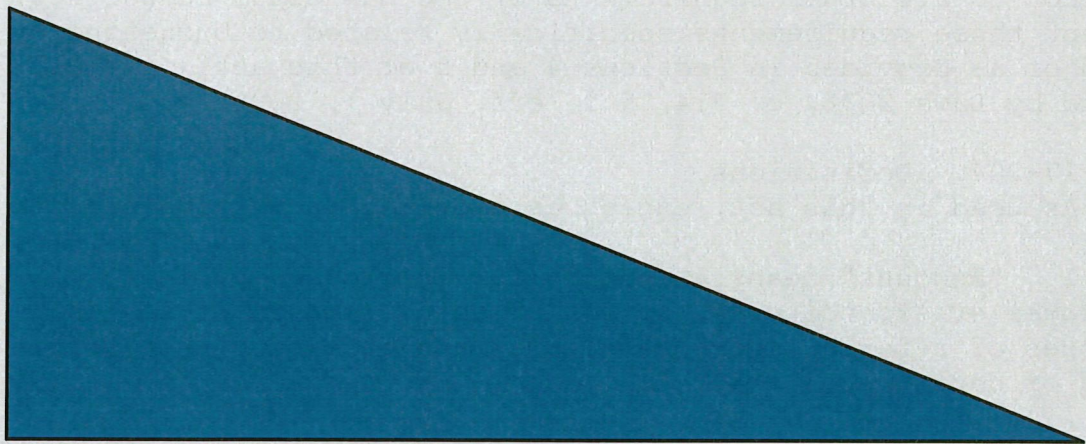
Shaun Barnett  
City Manager







**Municipal  
Budget Act  
2024-2025**



## Municipal Budget Act

§11-17-201. Short title.

This act may be cited as the "Municipal Budget Act".

Laws 1979, c. 111, § 1. 0

§11-17-202. Purpose of act.

The purpose of this act is to provide an alternate budget procedure for municipal governments which will:

1. Establish standard and sound fiscal procedures for the adoption and administration of budgets;
2. Make available to the public and investors sufficient information as to the financial conditions, requirements and expectations of the municipal government; and
3. Assist municipal governments to improve and implement generally accepted standards of finance management.

Laws 1979, c. 111, § 2.

§11-17-203. Application of act.

This act shall apply to any incorporated city or town which, by resolution of the governing body, opts to come under and comply with all its provisions and requirements. Once a municipality has selected the Municipal Budget Act to govern its budget procedures, the provisions of this act shall take precedence over any other state laws applicable to municipal budgets, except as may be provided otherwise in this act, and supersede any conflicting laws. Any action of a municipal governing body to implement, rescind or repeal the application of the Municipal Budget Act shall be effective as of the beginning or end of a budget year pursuant to this act.

Laws 1979, c. 111, § 3.

§11-17-203.1. Budget format.

A municipality that opts to prepare its budget pursuant to the Municipal Budget Act may select a budget format based on funds and departments or, in the alternative, it may select a format based on purpose. A purpose-based budget shall be subject to all other requirements of the Municipal Budget Act, except those requirements specifically related to budgeting by fund or as provided in Sections 4 and 5 of this act.

Added by Laws 2006, c. 314, § 1, eff. July 1, 2006.

§11-17-204. Definitions.

As used in this act, except as provided in Section 4 of this act:

1. "Account" means an entity for recording specific revenues or expenditures, or for grouping related or similar classes of revenues and expenditures and recording them within a fund or department;

2. "Appropriated fund balance" means any fund balance appropriated for a fund for the budget year;
3. "Appropriation" means an authorization to expend or encumber revenues and fund balance of a fund;
4. "Budget" means a plan of financial operations for a fiscal year, including an estimate of proposed expenditures for given purposes and the proposed means for financing them;
5. "Budget summary" means a tabular listing of revenues by source and expenditures by fund and by department within each fund for the budget year;
6. "Budget year" means the fiscal year for which a budget is prepared or being prepared;
7. "Chief executive officer" means the mayor of an aldermanic city or a strong-mayor-council city, the mayor of a town, or the city manager or chief administrative officer as it may be defined by applicable law, charter or ordinance;
8. "Current year" means the year in which the budget is prepared and adopted, or the fiscal year immediately preceding the budget year;
9. "Deficit" means the excess of a fund's current liabilities and encumbrances over its current financial assets as reflected by its books of account;
10. "Department" means a functional unit within a fund which carries on a specific activity, such as a fire department or a police department within a general fund;
11. "Estimated revenue" means the amount of revenues estimated to be received during the budget year in each fund for which a budget is prepared;
12. "Fiscal year" means the annual period for reporting fiscal operations which begins and ends on dates as the Legislature provides or as provided by law;
13. "Fund" means an independent fiscal and accounting entity with a self-balancing set of accounts to record cash and other financial resources, together with all liabilities, which are segregated for the purpose of carrying on specific activities or attaining certain objectives;
14. "Fund balance" means the excess of a fund's current financial assets over its current liabilities and encumbrances, as reflected by its books of account;
15. "Governing body" means the city council of a city, the board of trustees of a town, or the legislative body of a municipality as it may be defined by applicable law or charter provision;
16. "Immediate prior fiscal year" means the year preceding the current year;
17. "Levy" means to impose ad valorem taxes or the total amount of ad valorem taxes for a purpose or entity;

18. "Operating reserve" means that portion of the fund balance which has not been appropriated in a budget year; and

19. "Municipality" means any incorporated city or town. Added by Laws 1979, c. 111, § 4. Amended by Laws 1980, c. 226, § 2, emerg. eff. May 27, 1980; Laws 1995, c. 166, § 1, emerg. eff. May 4, 1995; Laws 2002, c. 98, § 1, eff. Nov. 1, 2002; Laws 2006, c. 314, § 2, eff. July 1, 2006.

§11-17-205. Annual budget - Preparation and submission - Assistance of officers, employees and departments.

At least thirty (30) days prior to the beginning of each fiscal year, a budget for the municipality shall be prepared by the chief executive officer and submitted to the governing body. The chief executive officer may require any other officer or employee who is charged with the management or control of any department or office of the municipality to furnish estimates for the fiscal year covering estimated revenues and expenditures of the department or office on or before a date set by the chief executive officer.

Laws 1979, c. 111, § 5.

§11-17-206. Requirements and contents of budget.

A. The municipal budget shall present a complete financial plan for the municipality and shall present information necessary and proper to disclose the financial position and condition of the municipality and the revenues and expenditures thereof, both past and anticipated.

B. Unless the budget is prepared in accordance with Sections 4 and 5 of this act, the budget shall be prepared by fund and department and shall contain the following contents:

1. The budget shall contain a budget summary;
2. It shall also be accompanied by a budget message which shall explain the budget and describe its important features;
3. The budget format shall be as provided by the governing body in consultation with the chief executive officer; and
4. It shall contain at least the following in tabular form for each fund, itemized by department and account within each fund:

- a. actual revenues and expenditures for the immediate prior fiscal year,
- b. revenues and expenditures for the current fiscal year as shown by the budget for the current year as adopted or amended, and
- c. estimates of revenues and expenditures for the budget year.

C. The estimate of revenues for any budget year shall include probable income by source which the municipality is legally empowered to collect or receive at the time the budget is

adopted. The estimate shall be based on a review and analysis of past and anticipated revenues of the municipality. Any portion of the budget of revenues to be derived from ad valorem property taxation shall not exceed the amount of tax which is available for appropriation, as finally determined by the county excise board, or which can or must be raised as required by law. The budget of expenditures for each fund shall not exceed the estimated revenues for each fund. No more than ten percent (10%) of the total budget for any fund may be budgeted for miscellaneous purposes. Included in the budget of revenues or expenditures for any fund may be amounts transferred from or to another fund. Any such interfund transfer must be shown as a disbursement from the one fund and as a receipt to the other fund.

D. Encumbrances for funds whose sole purpose is to account for grants and capital projects and/or any unexpended appropriation balances may be considered nonfiscal and excluded from the budget by the governing body, but shall be reappropriated to the same funds, accounts and for the same purposes for the successive fiscal year, unless the grant, project or purpose is designated or declared closed or completed by the governing body.

Added by Laws 1979, c. 111, § 6. Amended by Laws 2002, c. 98, § 2, eff. Nov. 1, 2002; Laws 2002, c. 440, § 1, eff. Nov. 1, 2002; Laws 2006, c. 314, § 3, eff. July 1, 2006.

§11-17-207. Monies received and expended must be accounted for by fund or account.

Any monies received or expended by a municipality must be accounted for by fund and account. Each municipality shall adopt an appropriation for the general fund and for all other funds established by the governing body pursuant to the provisions of Section 17-212 of this title. The municipal governing body shall determine the needs of the municipality for sinking fund purposes, pursuant to the provisions of Section 431 of Title 62 of the Oklahoma Statutes, Section 3017 of Title 68 of the Oklahoma Statutes, and Section 28 of Article 10 of the Oklahoma Constitution, and include these requirements in the debt service fund budget for the budget year.

Added by Laws 1979, c. 111, § 7. Amended by Laws 1984, c. 146, § 1, operative July 1, 1984; Laws 1991, c. 124, § 6, eff. July 1, 1991; Laws 2002, c. 98, § 3, eff. Nov. 1, 2002.

§11-17-208. Public hearing on proposed budget - Notice - Copies of proposed budget.

The municipal governing body shall hold a public hearing on the proposed budget no later than fifteen (15) days prior to the

beginning of the budget year. Notice of the date, time and place of the hearing, together with the proposed budget summary, shall be published in a newspaper of general circulation in the municipality not less than five (5) days before the date of the hearing. The municipal clerk shall make available a sufficient number of copies of the proposed budget as the governing body shall determine and have them available for review or for distribution or sale at the office of the municipal clerk. Whenever the total operating budget, not including debt service, does not exceed Twelve Thousand Dollars (\$12,000.00) per year, the proposed budget summary and notice may be posted at the governing body's principal headquarters in lieu of publication in a newspaper. At the public hearing on the budget any person may present to the governing body comments, recommendations or information on any part of the proposed budget.

Laws 1979, c. 111, § 8.

§11-17-209. Adoption of budget - Filing - Effective period - Use of appropriated funds - Levying tax.

A. After the hearing and at least seven (7) days prior to the beginning of the budget year, the governing body shall adopt the budget by resolution, or as any charter may require, at the level of classification as defined in Section 17-213 of this title. The governing body may add or increase items or delete or decrease items in the budget. In all cases the proposed expenditures shall not exceed the estimated revenues and appropriated fund balance for any fund.

B. The adopted budget shall be transmitted to the State Auditor and Inspector within thirty (30) days after the beginning of the fiscal year of the municipality and one copy shall be kept on file in the office of the municipal clerk. A copy of the municipality's sinking fund requirements shall be filed with the excise board of the county or counties in which the municipality is located.

C. The adopted budget shall be in effect on and after the first day of the fiscal year to which it applies. The budget as adopted and filed with the State Auditor and Inspector shall constitute an appropriation for each fund, and the appropriation thus made shall not be used for any other purpose except as provided by law.

D. At the time required by law, the county excise board shall levy the taxes necessary for the municipality's sinking fund for the budget year pursuant to Section 431 of Title 62 of the Oklahoma Statutes.

Added by Laws 1979, c. 111, § 9. Amended by Laws 1991, c. 124, § 7, eff. July 1, 1991; Laws 2002, c. 98, § 4, eff. Nov. 1, 2002.

§11-17-210. Protests - Failure to protest - Examination of filed budget.

Within fifteen (15) days after the filing of any municipal budget with the State Auditor and Inspector, any taxpayer may file protests against any levy of ad valorem taxes for creating sinking funds in the manner provided by this section and Sections 24104 through 24111 of Title 68 of the Oklahoma Statutes. The fifteen-day protest period begins upon the date the budget is received in the Office of the State Auditor and Inspector. After receipt of a taxpayer protest, the State Auditor and Inspector shall transmit by certified mail one copy of each protest to the municipal clerk, and one copy of each protest to the county treasurer and the excise board of each county in which the municipality is located. The taxpayer shall specify the grounds upon which the protest is based. Any protest filed by any taxpayer shall inure to the benefit of all taxpayers. Provided, the provisions of this section shall not delay any budget expenditures of a municipality if the amount of revenue from the ad valorem tax levy which is deposited in the municipal general fund is less than five percent (5%) of the total revenue accruing to the municipal general fund during the prior fiscal year. If no protest is filed by any taxpayer within the fifteen-day period, the budget and any appropriations thereof shall be deemed legal and final until amended by the governing body or the county excise board as authorized by law. Taxpayers shall have the right at all reasonable times to examine the budget on file with the municipal clerk or the State Auditor and Inspector for the purpose of filing protests in accordance with this section and Sections 24104 through 24111 of Title 68.

Laws 1979, c. 111, § 10, eff. Oct. 1, 1979; Laws 1980, c. 226, § 3, emerg. eff. May 27, 1980; Laws 1991, c. 124, § 8, eff. July 1, 1991.

§11-17-211. Expenditure of funds - Balances to be carried forward - Unlawful acts and liability therefor.

A. No expenditure may be incurred or made by any officer or employee which exceeds the fund balance for any fund. Any fund balance remaining in a fund at the end of the fiscal year shall be carried forward to the credit of the fund for the next fiscal year. No expenditure may be authorized or made by any officer or employee which exceeds the appropriation of any fund.

B. It shall be unlawful for any officer or employee of the municipality in any budget year:

1. To create or authorize creation of a deficit in any fund; or

2. To authorize, make or incur expenditures in excess of ninety percent (90%) of the appropriation for any fund of the budget as adopted or amended until revenues received, including the prior fiscal year's fund balance carried forward, totals an amount equal to at least ninety percent (90%) of the appropriation for the fund. Expenditures may then be made and authorized so long as any expenditure does not exceed any fund balance.

C. Any obligation that is contracted or authorized by any officer or employee in violation of this act shall become the obligation of the officer or employee himself and shall not be valid or enforceable against the municipality. Any officer or employee who violates this act shall forfeit his office or position and shall be subject to such civil and criminal punishments as are provided by law. Any obligation, authorization for expenditure or expenditure made in violation of this act shall be illegal and void.

Added by Laws 1979, c. 111, § 11. Amended by Laws 1991, c. 124, § 9, eff. July 1, 1991; Laws 1992, c. 371, § 2, eff. July 1, 1992; Laws 2002, c. 98, § 5, eff. Nov. 1, 2002.

§11-17-212. Funds - Establishment - Kinds.

A municipality shall establish funds consistent with legal and operating requirements. Each municipality shall maintain according to its own needs some or all of the following funds or ledgers in its system of accounts:

1. A general fund, to account for all monies received and disbursed for general municipal government purposes, including all assets, liabilities, reserves, fund balances, revenues and expenditures which are not accounted for in any other fund or special ledger account. All monies received by the municipality under the motor fuel tax or under the motor vehicle license and registration tax and earmarked for the street and alley fund may be deposited in the general fund and accounted for as a "street and alley account" within the general fund. Expenditures from this account shall be made as earmarked and provided by law. All references to the street and alley fund or to the special fund earmarked for state-shared gasoline and motor vehicle taxes may mean the street and alley account provided in this section;

2. Special revenue funds, as required, to account for the proceeds of specific revenue sources that are restricted by law to expenditures for specified purposes;

3. Debt service fund, which shall include the municipal sinking fund, established to account for the retirement of general obligation bonds or other long-term debt and payment of interest thereon and judgments as provided by law. Any monies

pledged to service general obligation bonds or other long-term debt must be deposited in the debt service fund;

4. Capital project funds, to account for financial resources segregated for acquisition, construction or other improvement related to capital facilities other than those accounted for in enterprise funds and nonexpendable trust funds;

5. Enterprise funds, to account for each utility or enterprise or other service, other than those operated as a department of the general fund, where the costs are financed primarily through user charges or where there is a periodic need to determine revenues earned, expenses incurred or net income for a service or program;

6. Trust and agency funds, to account for assets held by the municipality as trustee or agent for individuals, private organizations or other governmental units or purposes, such as a retirement fund or a cemetery perpetual care fund;

7. Internal service funds, to account for the financing of goods or services provided by one department or agency of the municipality to another department or agency, or to another government, on a cost reimbursement basis;

8. A ledger or group of accounts in which to record the details relating to the general fixed assets of the municipality;

9. A ledger or group of accounts in which to record the details relating to the general bonds or other long-term debt of the municipality; or

10. Such other funds or ledgers as may be established by the governing body.

Laws 1979, c. 111, § 12; Laws 1991, c. 124, § 10, eff. July 1, 1991.

#### §11-17-213. Funds - Classification of revenues and expenditures.

Each fund shall be made up of accounts for classifying revenues and expenditures. Revenues shall be classified separately by source. Expenditures shall be departmentalized within each fund and shall be classified into at least the following accounts:

1. Personal services, which may include expenses for salaries, wages, per diem or other compensation, fees, allowances or reimbursement for travel expenses, and related employee benefits, paid to any officer or employee for services rendered or for employment. Employee benefits may include employer contributions to a retirement system, insurance, sick leave, terminal pay or similar benefits;

2. Materials and supplies, which may include articles and commodities which are consumed or materially altered when used,

such as office supplies, operating supplies and repair and maintenance supplies, and all items of expense to any person, firm or corporation rendering a service in connection with repair, sale or trade of such articles or commodities;

3. Other services and charges, which may include all current expenses other than those listed in paragraphs 1, 2, 4, 5 or 6 of this section, such as services or charges for communications, transportation, advertising, printing or binding, insurance, public utility services, repairs and maintenance, rentals, miscellaneous items and all items of expenses to any person, firm or corporation rendering such services;

4. Capital outlays, which may include outlays which result in acquisition of or additions to fixed assets which are purchased by the municipality, including machinery and equipment, furniture, land, buildings, improvements other than buildings, and all construction, reconstruction, appurtenances or improvements to real property accomplished according to the conditions of a contract;

5. Debt service, which may include outlays in the form of debt principal payments, periodic interest payments, or related service charges for benefits received in part in prior fiscal periods as well as in current and future fiscal periods; and

6. Fund transfers, which may include permanent transfers of resources from one fund to another.

Added by Laws 1979, c. 111, § 13. Amended by Laws 1991, c. 124, § 11, eff. July 1, 1991; Laws 2002, c. 98, § 6, eff. Nov. 1, 2002.

§11-17-214. Funds - Operating reserve.

A municipality may create an operating reserve for the purpose of providing a fund or reserve out of which to meet emergency expenditures.

Laws 1979, c. 111, § 14.

§11-17-215. Transfer of unexpended or unencumbered appropriation - Limitations on encumbrances or expenditures.

A. The chief executive officer, or designee, as authorized by the governing body, may transfer any unexpended and unencumbered appropriation or any portion thereof from one department to another within the same fund; except that no appropriation for debt service or other appropriation required by law or ordinance may be reduced below the minimums required.

B. Any fund balance in an enterprise fund of the municipality may be transferred to another fund of the municipality as authorized by the governing body. Other interfund transfers may be made only as adopted or amended according to Section 17-206 or 17-216 of this title.

C. Whenever the necessity for maintaining any fund of a municipality has ceased to exist and a balance remains in the fund, the governing body may authorize the transfer of the balance to the general fund or any other designated fund, unless otherwise provided by law.

D. No encumbrance or expenditure may be authorized or made by any officer or employee which exceeds the available appropriation for each department within a fund.  
Added by Laws 1979, c. 111, § 15. Amended by Laws 1980, c. 226, § 4, emerg. eff. May 27, 1980; Laws 1991, c. 124, § 12, eff. July 1, 1991; Laws 2002, c. 98, § 7, eff. Nov. 1, 2002.

§11-17-216. Supplemental appropriations to funds - Amendment of budget.

A. The governing body may amend the budget to make supplemental appropriations to any fund up to the amount of additional revenues which are available for current expenses for the fund due to:

1. Revenues received or to be received from sources not anticipated in the budget for that year;

2. Revenues received or to be received from anticipated sources but in excess of the budget estimates therefor; or

3. Unexpended and unencumbered fund balances on hand at the end of the preceding fiscal year which had not been anticipated or appropriated in the budget. Any appropriation authorizing the creating of an indebtedness shall be governed by the applicable provisions of Article 10 of the Oklahoma Constitution.

B. If at any time during the budget year it appears probable that revenues available will be insufficient to meet the amount appropriated, or that due to unforeseen emergencies there is temporarily insufficient money in a particular fund to meet the requirements of appropriation for the fund, the governing body shall take action as it deems necessary. For that purpose, it may amend the budget to reduce one or more appropriations or it may amend the budget to transfer money from one fund to another fund, but no appropriation for debt service may be reduced and no appropriation may be reduced by more than the amount of the unencumbered and unexpended balance thereof. No transfer shall be made from the debt service fund to any other fund except as may be permitted by the terms of the bond issue or applicable law.

C. A budget amendment as provided in this section authorizing supplemental appropriations or a decrease in the total appropriation of funds shall be adopted at a meeting of the governing body and filed with the municipal clerk and the State Auditor and Inspector.

Added by Laws 1979, c. 111, § 16. Amended by Laws 1991, c. 124, § 13, eff. July 1, 1991; Laws 2002, c. 98, § 8, eff. Nov. 1, 2002.

§11-17-217. Purpose-based budget - Definitions.

As used for a budget based on purpose:

1. "Appropriation" means an authorization to expend or encumber income and revenue provided for a purpose;
2. "Budget summary" means a tabular listing of revenues by source and expenditures by purpose for the budget year;
3. "Estimated revenue" means the amount of revenues estimated to be received during the budget year;
4. "Income and revenue provided" means the amount of estimated or actual income and revenue appropriated by the governing body of the municipality; and
5. "Purpose" means the specific program, project or activity for which the governing body provides an appropriation as listed in the budget.

Added by Laws 2006, c. 314, § 4, eff. July 1, 2006.

§11-17-218. Purpose-based budget - Procedures.

A municipality that selects a purpose-based budget format shall be subject to the following procedures in addition to other applicable provisions of the Municipal Budget Act:

1. Each municipality shall adopt an appropriation for each purpose as established by the governing body;
2. In all cases the appropriations shall not exceed the income and revenue provided by the governing body from estimated revenues and appropriated fund balance;
3. The adopted budget shall be in effect on and after the first day of the fiscal year to which it applies. The budget as adopted and filed with the State Auditor and Inspector shall constitute an appropriation for each purpose as defined by the governing body, and the appropriation thus made shall not be used for any other purpose except as provided by law;
4. The chief executive officer, or designee, as authorized by the governing body, may transfer any unexpended and unencumbered appropriation or any portion thereof from one purpose to another; except that no appropriation for debt service or other appropriation required by law or ordinance may be reduced below the minimums required;
5. No encumbrance or expenditure may be authorized or made by any officer or employee which exceeds the available appropriation for each purpose as defined by the governing body;
6. The governing body may amend the budget to make supplemental appropriations to any purpose up to the amount of

additional unappropriated income and revenues which become available during the fiscal year;

7. If at any time during the budget year it appears probable that revenues available will be insufficient to meet the amount appropriated, or that due to unforeseen emergencies there is temporarily insufficient money to meet the requirements of appropriation, the governing body shall take action as it deems necessary. For that reason, it may amend the budget to reduce one or more appropriations or it may amend the budget to transfer money from one purpose to another purpose, but no appropriation for debt service may be reduced and no appropriation may be reduced by more than the amount of the unencumbered and unexpended balance thereof. No transfer shall be made from the debt service fund to any other fund except as may be permitted by the terms of the bond issue or applicable law; and


8. A budget amendment as provided in this section authorizing supplemental appropriations or a decrease in the total appropriation of funds shall be adopted at a meeting of the governing body and filed with the municipal clerk and the State Auditor and Inspector.

Added by Laws 2006, c. 314, § 5, eff. July 1, 2006.





# **Budget Resolutions 2024-2025**



**RESOLUTION NO. 2024-9**

**A RESOLUTION APPROVING THE CITY OF WOODWARD, OKLAHOMA BUDGET FOR THE FISCAL YEAR 2024-2025 AND ESTABLISHING BUDGET AMENDMENT AUTHORITY.**

**WHEREAS**, The City of Woodward has adopted the provisions of the Oklahoma Municipal Budget Act (the Act) in 11 O.S. Sections 17-201 through 17-216; and

**WHEREAS**, The Chief Executive Officer has prepared a budget for the fiscal year ending June 30, 2025 (FY 2024-2025) consistent with the Act; and

**WHEREAS**, the Act in Section 17-215 provides for the Chief Executive Officer of the City, or designee, as authorized by the governing body, to transfer any unexpended and unencumbered appropriation from one department to another within the same fund; and

**WHEREAS**, The budget has been formally presented to the Woodward City Commission at least 30 days prior to the start of the fiscal year in compliance with Section 17-205; and

**WHEREAS**, The Woodward City Commission has conducted a Public Hearing at least 15 days prior to the start of the fiscal year, and published notice of the Public Hearing in compliance with Section 17-208 of the Act; and

**NOW, THEREFORE, BE IT RESOLVED BY THE CITY COMMISSION OF THE CITY OF WOODWARD, OKLAHOMA:**

**Section 1.** The City Commission does hereby adopt the FY 2024-2025 Budget on the 3<sup>rd</sup> day of June, 2024, as presented in the attached budget document.

\_\_\_\_\_  
Tom Fisher, Mayor

ATTEST:

\_\_\_\_\_  
Andrea Murlin, City Clerk

**RESOLUTION NO. 2024-10**

**A RESOLUTION APPROVING THE WOODWARD MUNICIPAL AUTHORITY OF WOODWARD, OKLAHOMA BUDGET FOR THE FISCAL YEAR 2024-2025 AND ESTABLISHING BUDGET AMENDMENT AUTHORITY**

**WHEREAS**, The City of Woodward has adopted the provisions of the Oklahoma Municipal Budget Act (the Act) in 11 O.S. Sections 17-201 through 17-216; and

**WHEREAS**, The Chief Executive Officer has prepared a budget for the fiscal year ending June 30, 2025 (FY 2024-2025) consistent with the Act; and

**WHEREAS**, The Act in Section 17-215 provides for the Chief Executive Officer of the City, or designee, as authorized by the governing body, to transfer any unexpended and unencumbered appropriation from one department to another within the same fund; and

**WHEREAS**, The budget has been formally presented to the Woodward Municipal Authority at least 30 days prior to the start of the fiscal year, in compliance with Section 17-205; and

**WHEREAS**, The Woodward City Commission has conducted a Public Hearing at least 15 days prior to the start of the fiscal year, and published notice of the Public Hearing in compliance with Section 17-208 of the Act; and

**NOW, THEREFORE, BE IT RESOLVED BY THE WOODWARD MUNICIPAL AUTHORITY OF WOODWARD, OKLAHOMA:**

**Section 1.** The Woodward Municipal Authority does hereby adopt the FY 2024-2025 WMA Budget on the 3<sup>rd</sup> day of June, 2024, as presented in the attached budget document.

\_\_\_\_\_  
Tom Fisher, Chairman


ATTEST:

\_\_\_\_\_  
Andrea Murlin, Secretary





**Organizational  
Chart  
2024-2025**




## Organizational Model





**Budget  
Summaries  
2024-2025**



**CITY OF WOODWARD  
BUDGET SUMMARY - ALL FUNDS**

ALL BUDGETED FUNDS	GENERAL FUND	ENTERPRISE FUND (WMA)	SPECIAL REVENUE FUNDS	TOTALS			
					PY Budget	Variance	%
<b>ESTIMATED RESOURCES</b>							
Taxes	9,796,500	-	7,316,107	17,112,607	16,668,387	444,220	2.67%
Licenses & Permits	104,120	-	-	104,120	93,267	10,853	11.64%
Intergovernmental	390,959	-	106,660	497,619	529,731	(32,112)	-6.06%
Charges for Services	73,322	9,327,572	687,833	10,088,728	9,143,208	945,520	10.34%
Fines Forfeitures	338,669	204,763	-	543,432	521,276	22,156	4.25%
Interest	382,121	163,661	543,347	1,089,130	560,072	529,058	94.46%
Non-Operating	-	860,700	-	860,700	860,700	-	0.00%
Miscellaneous	352,849	73,090	120,119	546,058	520,838	25,220	4.84%
Operating Transfers In	4,314,853	-	280,000	4,594,853	4,469,599	125,254	2.80%
<b>Subtotal - Revenues</b>	<b>15,753,394</b>	<b>10,629,786</b>	<b>9,054,067</b>	<b>35,437,247</b>	<b>33,367,078</b>	<b>2,070,169</b>	<b>6.20%</b>
<b>OTHER RESOURCES</b>							
Debt/Loan Proceeds	-	2,240	5,830,424	5,832,664	-	5,832,664	#DIV/0!
Restricted Prior Year Reserves	-	-	2,279,471	2,279,471	3,295,700	(1,016,229)	-30.83%
Unrestricted Prior Year Reserves	3,050,000	2,060,000	-	5,110,000	5,400,000	(290,000)	-5.37%
<b>TOTAL ESTIMATED RESOURCES</b>	<b>18,803,394</b>	<b>12,692,026</b>	<b>17,163,962</b>	<b>48,659,382</b>	<b>42,062,778</b>	<b>6,596,604</b>	<b>15.68%</b>
<b>ESTIMATED USES</b>							
Non Departmental / Capital Projects / Grants	-	-	5,937,084	5,937,084	1,195,841	4,741,243	396.48%
City Commission	40,090	-	-	40,090	23,397	16,693	71.35%
Administration	530,393	-	-	530,393	511,658	18,735	3.66%
City Attorney	90,072	-	-	90,072	90,072	-	0.00%
Municipal Judge	46,344	-	-	46,344	46,344	-	0.00%
City Treasurer	31,400	-	-	31,400	25,400	6,000	23.62%
Code Enforcement	317,174	-	28,500	345,674	304,204	41,470	13.63%
Information Technology	456,912	-	3,100	460,012	532,290	(72,278)	-13.58%
Conference Center	454,151	-	-	454,151	398,984	55,168	13.83%
Tourism	360,702	-	-	360,702	420,615	(59,913)	-14.24%
Human Resources	268,101	-	600	268,701	251,952	16,749	6.65%
City Clerk	212,347	-	6,994	219,341	200,793	18,549	9.24%
City Finance	358,685	-	6,500	365,185	344,029	21,156	6.15%
City @ Large	1,300,710	-	-	1,300,710	1,384,628	(83,918)	-6.06%
City Court	61,004	-	-	61,004	59,775	1,229	2.06%
Executive Management	165,441	-	12,800	178,241	170,420	7,821	4.59%
BSGC	-	341,541	-	341,541	377,869	(36,328)	-9.61%
WMGC	-	115,420	-	115,420	50,000	65,420	130.84%
Library	476,017	-	25,000	501,017	480,477	20,540	4.27%
Airport	-	-	843,715	843,715	778,111	65,604	8.43%
Public Works Adm.	-	229,214	-	229,214	201,845	27,369	13.56%
Utility Billing	-	452,519	-	452,519	379,726	72,793	19.17%
Electrical	159,218	-	84,500	243,718	260,100	(16,381)	-6.30%
Event Complex	176,493	-	35,000	211,493	157,424	54,069	34.35%
Sports & Recreation	727,014	-	248,470	975,484	857,938	117,545	13.70%
Construction	137,440	-	18,561	156,001	222,219	(66,218)	-29.80%
Solid Waste	-	1,235,311	-	1,235,311	1,427,704	(192,393)	-13.48%
Parks	817,005	-	228,799	1,045,804	795,727	250,077	31.43%
Cemetery	281,267	-	186,650	467,917	326,714	141,203	43.22%
Street	840,762	-	1,227,167	2,067,929	1,737,670	330,259	19.01%
Water	-	1,565,349	-	1,565,349	2,016,299	(450,950)	-22.37%
Waste Water	-	774,564	-	774,564	897,812	(123,248)	-13.73%
Building Maintenance	568,024	-	324,650	892,674	643,649	249,025	38.69%
Fleet Management	278,596	-	29,340	307,936	450,878	(142,942)	-31.70%
Warehouse	-	147,522	-	147,522	145,967	1,555	1.07%
Stormwater	-	343,455	-	343,455	188,556	154,898	82.15%
Police Adm.	334,676	-	-	334,676	326,951	7,725	2.36%
Dispatch	391,821	-	19,500	411,321	395,195	16,126	4.08%
Traffic Patrol	2,108,493	-	150,693	2,259,186	2,239,970	19,217	0.86%
Detectives	322,256	-	-	322,256	349,329	(27,072)	-7.75%
Animal Control	285,074	-	101,436	386,510	265,317	121,193	45.68%
County E911	398,816	-	-	398,816	492,657	(93,841)	-19.05%
Fire Adm.	459,119	-	25,260	484,379	468,880	15,500	3.31%
Fire Operations	2,201,310	-	80,268	2,281,578	2,041,374	240,204	11.77%
Emergency Management	216,098	-	20,570	236,668	224,849	11,819	5.26%
Senior Citizen Center	201,998	-	75,000	276,998	185,264	91,735	49.52%
Museum	148,213	-	-	148,213	142,148	6,064	4.27%
Hospital	-	100,000	-	100,000	125,000	(25,000)	-20.00%
Debt Service	-	703,009	4,136,722	4,839,731	4,872,442	(32,711)	-0.67%
Operating Transfers	280,000	3,250,000	1,064,853	4,594,853	4,481,599	113,255	2.53%
<b>TOTAL ESTIMATED COST</b>	<b>16,503,236</b>	<b>9,257,904</b>	<b>14,921,732</b>	<b>40,682,872</b>	<b>34,968,058</b>	<b>5,714,814</b>	<b>16.34%</b>
<b>OTHER USES</b>							
Reserve for Capital Improvements	-	-	-	-	-	-	-
Reserve for Other Improvements	-	-	-	-	-	-	-
Reserve for Other Restricted Purposes	-	-	-	-	-	-	-
Reserve for Specific Fund Purposes	-	-	2,242,231	2,242,231	2,340,602	(98,371)	-4.20%
Reserve for Emergencies and Shortfalls	2,300,158	3,434,121	-	5,734,279	4,754,118	980,161	20.62%
<b>TOTAL ESTIMATED USES</b>	<b>18,803,394</b>	<b>12,692,026</b>	<b>17,163,962</b>	<b>48,659,382</b>	<b>42,062,778</b>	<b>6,596,604</b>	<b>15.68%</b>

**CITY OF WOODWARD**  
**SPECIAL REVENUE FUNDS BUDGET SUMMARY**  
**FISCAL YEAR 2024-2025**

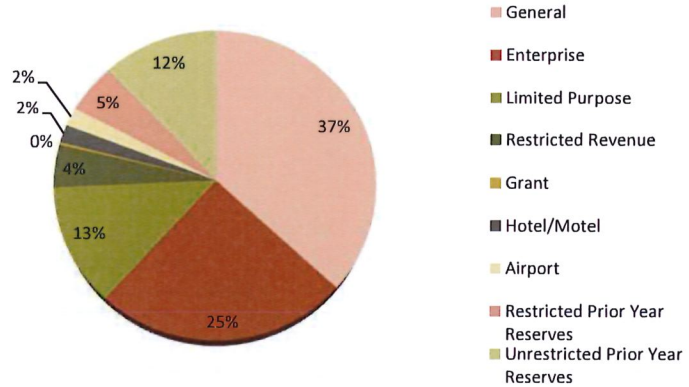
**SPECIAL REVENUE FUNDS:**

	HOTEL/MOTEL TAX	LIMITED PURPOSE SALES TAX	RESTRICTED REVENUE SALES TAX	CAPITAL PROJECT	GRANTS	AIRPORT	CEMETERY CARE	PERPETUAL CARE	TOTALS
<b>ESTIMATED RESOURCES</b>									
Taxes	566,148	5,062,470	1,687,480	-	-	-	-	-	7,316,107
Licenses & Permits	-	-	-	-	-	-	-	-	-
Intergovernmental	-	-	-	-	106,660	-	-	-	106,660
Charges for Services	-	-	-	-	-	678,333	9,500	-	687,833
Fines & Forfeitures	-	-	-	-	-	-	-	-	-
Interest	-	336,831	204,116	-	-	-	2,000	400	543,347
Rental/Lease	-	-	-	-	-	-	-	-	-
Miscellaneous	107,980	-	-	-	-	12,139	-	-	120,119
Operating Transfers	135,000	-	-	-	-	145,000	-	-	280,000
<i>Subtotal - Revenues</i>	<u>809,128</u>	<u>5,399,300</u>	<u>1,891,606</u>	<u>-</u>	<u>106,660</u>	<u>835,472</u>	<u>11,500</u>	<u>400</u>	<u>9,054,067</u>
<b>OTHER RESOURCES</b>									
Debt/Loan Proceeds	-	-	-	5,830,424	-	-	-	-	5,830,424
Restricted Prior Year Reserves	10,000	10,000	1,763,471	-	406,000	10,000	65,000	15,000	2,279,471
Unrestricted Prior Year Reserves	-	-	-	-	-	-	-	-	-
<b>TOTAL ESTIMATED RESOURCES</b>	<u>819,128</u>	<u>5,409,300</u>	<u>3,655,077</u>	<u>5,830,424</u>	<u>512,660</u>	<u>845,472</u>	<u>76,500</u>	<u>15,400</u>	<u>17,163,962</u>
<b>ESTIMATED USES</b>									
Personnel Services	-	-	-	-	-	271,132	-	-	271,132
Material & Supplies	-	-	-	-	-	475,100	-	-	475,100
Other Services & Charges	-	-	-	-	-	72,488	-	-	72,488
Capital Outlay	-	1,649,000	1,290,358	5,830,424	106,660	24,995	-	-	8,901,437
Operating Transfers	814,853	250,000	-	-	-	-	-	-	1,064,853
Transfer to Debt Service	-	3,453,648	683,074	-	-	-	-	-	4,136,722
<b>TOTAL ESTIMATED COST</b>	<u>814,853</u>	<u>5,352,648</u>	<u>1,973,432</u>	<u>5,830,424</u>	<u>106,660</u>	<u>843,715</u>	<u>-</u>	<u>-</u>	<u>14,921,732</u>
Reserve for Capital Improvements	-	-	-	-	-	-	-	-	-
Reserve for Other Improvements	-	-	-	-	-	-	-	-	-
Reserve for Other Restricted Purposes	-	-	-	-	-	-	-	-	-
Reserve for Specific Fund Purposes	4,275	56,653	1,681,645	-	406,000	1,758	76,500	15,400	2,242,231
Reserve for Emergencies and Shortfalls	-	-	-	-	-	-	-	-	-
<b>TOTAL ESTIMATED USES</b>	<u>819,128</u>	<u>5,409,300</u>	<u>3,655,077</u>	<u>5,830,424</u>	<u>512,660</u>	<u>845,472</u>	<u>76,500</u>	<u>15,400</u>	<u>17,163,962</u>

**CITY OF WOODWARD**  
**ALL BUDGETED FUNDS**  
**FISCAL YEAR 2024-2025**

**ESTIMATED RESOURCES**

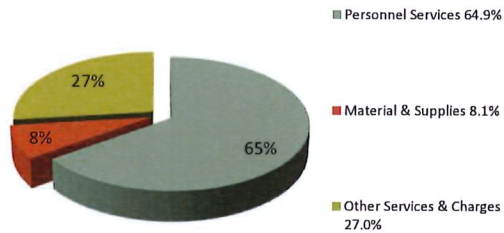
General	15,753,394
Hotel/Motel	809,128
Limited Purpose	5,399,300
Restricted Revenue	1,891,606
Grant	106,660
Airport	835,472
Enterprise	10,629,786
Cemetery Care	11,500
Perpetual Care	400
Capital Project	-
<b>Subtotal - Revenues</b>	<b>35,437,247</b>
<b>OTHER RESOURCES</b>	
Debt/Loan Proceeds	5,832,664
Restricted Prior Year Reserves	2,279,471
Unrestricted Prior Year Reserves	5,110,000
<b>TOTAL ESTIMATED RESOURCES</b>	<b>48,659,382</b>



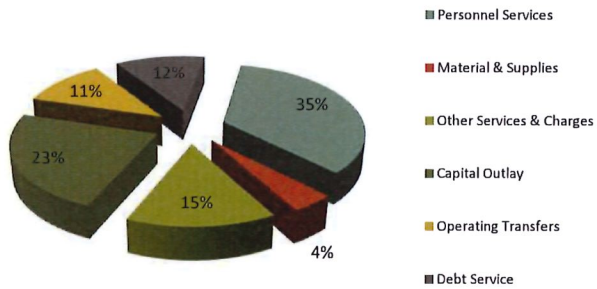
**ESTIMATED USES**

<u>Fund</u>	<u>PERSONNEL SERVICES</u>	<u>MATERIALS &amp; SUPPLIES</u>	<u>OTHER SERVICES &amp; CHARGES</u>	<u>CAPITAL OUTLAY</u>	<u>DEBT SERVICE</u>	<u>OPERATING TRANSFERS</u>	<u>TOTALS</u>
General	11,339,799	922,070	3,938,765	22,602	-	280,000	16,503,236
Hotel/Motel	-	-	-	-	-	814,853	814,853
Limited Purpose	-	-	-	1,649,000	3,453,648	250,000	5,352,648
Restricted Revenue	-	-	-	1,290,358	683,074	-	1,973,432
Grant	-	-	-	106,660	-	-	106,660
Airport	271,132	475,100	72,488	24,995	-	-	843,715
Enterprise	2,527,184	368,880	1,861,073	547,758	703,009	3,250,000	9,257,904
Cemetery Care	-	-	-	-	-	-	-
Perpetual Care	-	-	-	-	-	-	-
Capital Project	-	-	-	5,830,424	-	-	5,830,424
<b>TOTAL ESTIMATED COST</b>	<b>14,138,114</b>	<b>1,766,050</b>	<b>5,872,326</b>	<b>9,471,797</b>	<b>4,839,731</b>	<b>4,594,853</b>	<b>40,682,872</b>
	34.8%	4.3%	14.4%	23.3%	11.9%	11.3%	100.0%
<b>OTHER USES</b>							
Reserve for Capital Improvements							-
Reserve for Other Improvements							-
Reserve for Other Restricted Purposes							-
Reserve for Specific Fund Purposes							2,242,231
Reserve for Emergencies and Shortfalls							5,734,279
<b>TOTAL ESTIMATED USES</b>							<b>48,659,382</b>

**AS A PERCENTAGE OF OPERATIONAL COST**



**AS A PERCENTAGE OF ALL COST**



**CITY OF WOODWARD**  
**ALL FUNDS BUDGET SUMMARY BY LINE ITEM**  
**FISCAL YEAR 2024-2025**

Description	Prior Year Actual	Budget Current	Expense YTD As of February 28, 2024	Expense Projected	Budget Proposed
SALARIES	7,129,346	7,835,993	4,893,895	6,788,436	8,294,346
STAND-BY	24,000	30,894	21,789	30,474	30,708
SICK LEAVE BUY BACK	26,376	37,139	740	-	36,067
MECHANIC WAGES	-	20,000	-	-	20,000
FURLOUGH SAVINGS	-	-	-	-	-
PART TIME	173,991	304,926	130,916	183,100	330,767
CALL BACK	16,250	16,250	-	-	16,250
OVERTIME	183,516	200,620	164,982	220,473	258,168
EDUCATION/CDL INCENTIVE	10,344	22,827	13,125	18,357	21,600
DRIVERS	-	22,886	4,731	6,617	15,272
CITY'S SHARE FICA	575,666	612,614	340,934	472,754	648,316
WORKMEN'S COMP	401,720	558,775	296,019	409,191	584,143
HEALTH INSURANCE	2,355,938	2,116,579	1,433,311	1,990,234	2,134,906
CITY RETIREMENT	448,776	507,142	288,342	398,645	542,074
POLICE PENSION	191,891	192,355	102,568	143,451	194,124
FIREMAN PENSION	173,042	211,876	120,149	168,041	228,759
LONGEVITY	213,087	180,488	84,950	118,140	195,649
HOLIDAY PAY IN LIEU	147,989	173,715	113,971	159,400	182,173
EMPLOYEE FOOTWEAR	-	5,893	5,955	5,901	6,055
**RESERVED	-	-	-	-	-
***RESERVED	-	-	-	-	-
UNEMPLOYMENT	16,000	17,500	-	-	17,500
EMT/HAZMAT PAY	23,678	20,100	18,675	26,119	28,800
RESERVE PAY	20,000	15,000	-	-	15,000
AUTO/CELL PH ALLOWANCE	-	24,375	14,925	20,874	25,620
CLOTHING ALLOWANCE	37,605	9,830	9,420	13,175	7,500
SEVERANCE PAY	346,121	309,502	27,500	38,462	304,317
EXPENDABLE TOOLS	63,307	33,550	21,624	32,435	37,850
JANITORIAL SUPPLIES	56,071	49,125	24,109	36,161	52,625
OFFICE SUPPLIES	86,200	27,420	15,308	22,961	30,690
PETROLEUM	888,650	666,425	471,258	706,852	746,125
CHEMICALS/FERTILIZERS	101,320	154,350	48,333	73,036	164,000
SAFETY EQUIPMENT	45,015	44,460	17,792	26,687	48,110
FIREWORKS	14,000	-	-	-	22,500
REFERENCE MATERIALS	52,400	50,610	32,010	52,271	54,350
MATERIALS AND SUPPLIES	400,659	432,600	290,078	442,681	476,000
AIRCRAFT PARTS	-	4,000	251	377	4,000
POSTAGE	18,550	10,225	4,200	6,299	9,950
PROGRAMMING	25,800	10,000	4,329	6,493	11,000
POOL OPERATING SUPPLIES	7,500	63,600	31,388	47,080	108,850
POLICE K-9 UNIT	3,500	2,000	-	-	2,000
CONTRACTUAL	747,908	1,163,770	742,862	1,239,423	1,335,007
POLICE HONOR GUARD	15,630	2,000	-	-	2,000
MOTIVE MAINTENANCE	237,775	201,950	142,497	218,455	223,500
NON-MOTIVE MAINTENANCE	975,995	445,300	258,805	418,294	602,500
REPAIRS FOR INSURANCE CLAIMS	53,500	35,000	43,519	65,275	35,000
TECHNOLOGY HARDWARE	-	42,460	16,857	25,716	42,740
TECHNOLOGY SOFTWARE	-	363,858	236,278	356,155	380,762
RENTALS	32,000	23,150	11,229	16,842	30,950
MEDICAL	15,075	12,285	6,175	9,361	12,685
COMMUNICATIONS	171,045	143,584	74,822	119,429	136,538
ADVERTISING-PRINTING	63,105	8,725	1,851	2,888	28,600
WATER	200,000	180,000	116,022	189,033	180,000
NATURAL GAS	84,800	147,900	58,257	105,947	147,900
ELECTRICITY	951,400	910,900	688,863	1,093,697	906,600
LAKE SERVICES	23,000	6,400	2,695	6,000	12,000
INSURANCE-VEH,BLD,GL	372,764	360,450	290,099	569,359	407,910
INSURANCE-BONDS	2,900	1,835	1,325	1,987	1,835
UNIFORMS	61,835	28,650	17,406	26,107	30,650
TRAVEL & TRAINING	219,434	144,150	97,592	154,180	163,050
DUES & MEMBERSHIPS	51,214	42,785	35,532	58,140	48,174
MEALS / LODGING	-	-	1,560	-	1,150
PROMOTIONAL FEES	-	15,600	5,481	8,139	31,500
COMMUNITY INTERV CENTER	-	-	-	-	-
ELECTION EXPENSES	-	-	-	-	17,000
INMATE SERVICES	42,475	-	-	-	-
CONTRIBUTIONS TO OTHERS	678,000	-	-	-	-
LANDFILL CHARGES	235,000	325,000	172,752	259,115	325,000
INDUSTRIAL PARK REASSIGN	104,280	-	-	-	-
UNCLASSIFIED	177,500	507,800	50,352	106,007	507,800
PROJECTS	-	3,500	493	739	23,100
PCARD PURCHASES	-	91,475	-	-	204,375
SAFETY COMMITTEE	20,000	-	-	-	32,000
CAPITAL OUTLAY	7,953,377	1,538,940	288,726	454,117	9,471,797
TRANSFERS	1,635,240	3,484,567	198,802	282,042	4,594,853
DEBT SERVICE	3,278,668	345,299	184,093	-	4,839,731
<b>TOTAL ESTIMATED USES</b>	<b>32,682,228</b>	<b>25,572,975</b>	<b>12,792,524</b>	<b>18,451,621</b>	<b>40,682,872</b>

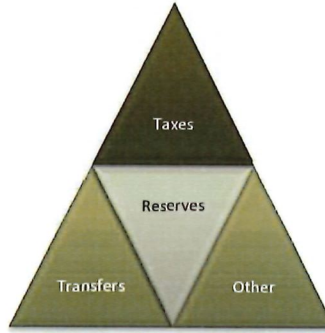
**CITY OF WOODWARD**  
**GENERAL FUND BUDGET SUMMARY**  
**FISCAL YEAR 2024-2025**

**ESTIMATED RESOURCES**

**REVENUES**

Taxes  
 Licenses & Permits  
 Intergovernmental  
 Charges for Services  
 Fines & Forfeitures  
 Interest  
 Miscellaneous  
 Operating Transfers In  
**Subtotal - Revenues**

**OTHER RESOURCES**  
 Debt/Loan Proceeds  
 Restricted Prior Year Reserves  
 Unrestricted Prior Year Reserves  
**TOTAL ESTIMATED RESOURCES**



Taxes	9,796,500
Licenses & Permits	104,120
Intergovernmental	390,959
Charges for Services	73,322
Fines & Forfeitures	338,669
Interest	382,121
Miscellaneous	352,849
Operating Transfers In	4,314,853
<b>Subtotal - Revenues</b>	<b>15,753,394</b>
Debt/Loan Proceeds	-
Restricted Prior Year Reserves	-
Unrestricted Prior Year Reserves	3,050,000
<b>TOTAL ESTIMATED RESOURCES</b>	<b>18,803,394</b>

**ESTIMATED USES**

Non Departmental  
 City Commission  
 Administration  
 City Attorney  
 Municipal Judge  
 City Treasurer  
 Code Enforcement  
 Information Technology  
 Conference Center  
 Tourism  
 Department 11  
 Department 12  
 Human Resources  
 City Clerk  
 City Finance  
 City @ Large  
 City Court  
 Executive Management  
 BSGC  
 Library  
 Airport  
 Public Works Adm.  
 Utility Billing  
 Electrical  
 Events  
 Sports & Recreation  
 Construction  
 Solid Waste  
 Parks  
 Cemetery  
 Street  
 Water  
 Waste Water  
 Building Maintenance  
 Fleet Management  
 Warehouse  
 Police Adm.  
 Dispatch  
 Traffic Patrol  
 Detectives  
 Animal Control  
 County E911  
 Fire Adm.  
 Fire Operations  
 Emergency Management  
 Senior Citizen Center  
 Kid's Inc.  
 Museum  
 Hospital

	PERSONNEL SERVICES	MATERIALS & SUPPLIES	OTHER SERVICES & CHARGES	CAPITAL OUTLAY	OPERATING TRANSFERS	
Non Departmental	-	-	-	-	280,000	280,000
City Commission	1,774	-	38,316	-	-	40,090
Administration	465,475	3,330	61,588	-	-	530,393
City Attorney	6,822	-	83,250	-	-	90,072
Municipal Judge	46,044	-	300	-	-	46,344
City Treasurer	-	-	31,400	-	-	31,400
Code Enforcement	262,766	6,550	47,858	-	-	317,174
Information Technology	193,784	1,450	261,678	-	-	456,912
Conference Center	350,234	23,250	69,367	11,300	-	454,151
Tourism	157,408	25,870	177,424	-	-	360,702
Department 11	-	-	-	-	-	-
Department 12	-	-	-	-	-	-
Human Resources	173,458	2,400	92,243	-	-	268,101
City Clerk	172,089	10,750	29,508	-	-	212,347
City Finance	214,713	2,800	141,172	-	-	358,685
City @ Large	2,000	950	1,297,760	-	-	1,300,710
City Court	53,055	1,000	6,949	-	-	61,004
Executive Management	158,417	1,600	5,424	-	-	165,441
BSGC	-	-	-	-	-	-
Library	332,108	77,420	66,489	-	-	476,017
Airport	-	-	-	-	-	-
Public Works Adm.	-	-	-	-	-	-
Utility Billing	-	-	-	-	-	-
Electrical	120,293	9,150	29,775	-	-	159,218
Events	100,643	13,850	62,000	-	-	176,493
Sports & Recreation	445,188	89,800	192,026	-	-	727,014
Construction	122,658	7,900	6,882	-	-	137,440
Solid Waste	-	-	-	-	-	-
Parks	389,261	174,250	253,494	-	-	817,005
Cemetery	158,137	31,900	91,230	-	-	281,267
Street	524,120	166,700	149,942	-	-	840,762
Water	-	-	-	-	-	-
Waste Water	-	-	-	-	-	-
Building Maintenance	449,042	53,800	65,182	-	-	568,024
Fleet Management	224,814	27,950	25,832	-	-	278,596
Warehouse	-	-	-	-	-	-
Police Adm.	292,115	6,850	35,711	-	-	334,676
Dispatch	337,621	3,350	50,850	-	-	391,821
Traffic Patrol	1,894,209	82,000	132,284	-	-	2,108,493
Detectives	280,160	5,400	36,696	-	-	322,256
Animal Control	226,682	19,200	39,192	-	-	285,074
County E911	288,912	4,500	94,102	11,302	-	398,816
Fire Adm.	378,760	9,950	70,409	-	-	459,119
Fire Operations	2,077,659	37,250	86,401	-	-	2,201,310
Emergency Management	162,851	11,350	41,897	-	-	216,098
Senior Citizen Center	153,424	7,400	41,174	-	-	201,998
Kid's Inc.	-	-	-	-	-	-
Museum	123,103	2,150	22,960	-	-	148,213
Hospital	-	-	-	-	-	-
<b>TOTAL ESTIMATED USES</b>	<b>11,339,799</b>	<b>922,070</b>	<b>3,938,765</b>	<b>22,602</b>	<b>280,000</b>	<b>16,503,236</b>

Reserve for Capital Improvements  
 Reserve for Other Improvements  
 Reserve for Other Restricted Purposes  
 Reserve for Specific Fund Purposes  
 Reserve for Emergencies and Shortfalls  
**TOTAL ESTIMATED USES**

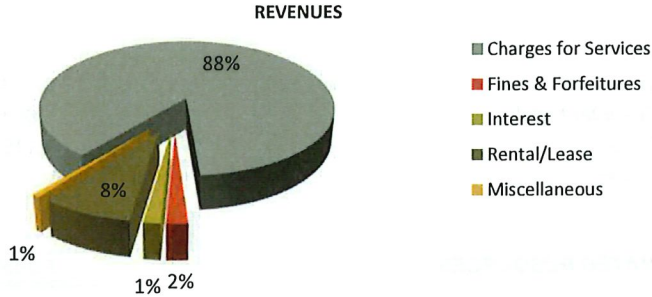
Reserve for Capital Improvements	-	-	-	-	-	-
Reserve for Other Improvements	-	-	-	-	-	-
Reserve for Other Restricted Purposes	-	-	-	-	-	-
Reserve for Specific Fund Purposes	-	-	-	-	-	-
Reserve for Emergencies and Shortfalls	-	-	-	-	-	2,300,158
<b>TOTAL ESTIMATED USES</b>	<b>11,339,799</b>	<b>922,070</b>	<b>3,938,765</b>	<b>22,602</b>	<b>280,000</b>	<b>18,803,394</b>

**CITY OF WOODWARD**  
**ENTERPRISE FUND BUDGET SUMMARY**  
**FISCAL YEAR 2024-2025**

**ESTIMATED RESOURCES**

**REVENUES**

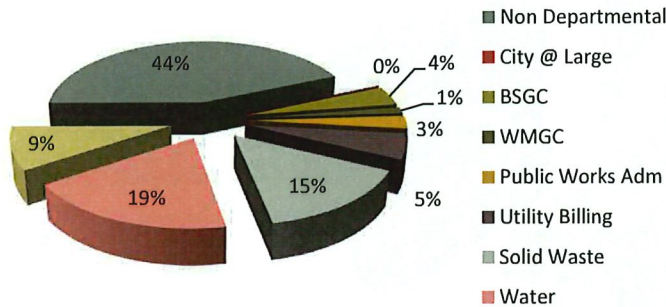
Taxes	-
Licenses & Permits	-
Intergovernmental	-
Charges for Services	9,327,572
Fines & Forfeitures	204,763
Interest	163,661
Rental/Lease	860,700
Miscellaneous	73,090
Operating Transfers	-
<b>Subtotal - Revenues</b>	<b>10,629,786</b>
<b>OTHER RESOURCES</b>	
Debt/Loan Proceeds	2,240
Restricted Prior Year Reserves	-
Unrestricted Prior Year Reserves	2,060,000
<b>TOTAL ESTIMATED RESOURCES</b>	<b>12,692,026</b>



**ESTIMATED USES**

	PERSONNEL SERVICES	MATERIALS & SUPPLIES	OTHER SERVICES & CHARGES	CAPITAL OUTLAY	OPERATING TRANSFERS	DEBT SERVICE	
Non Departmental	-	-	-	-	3,250,000	388,516	3,638,516
City @ Large	-	-	-	-	-	-	-
BSGC	109,217	400	131,924	100,000	-	-	341,541
WMGC	420	25,000	25,000	65,000	-	-	115,420
Public Works Adm	145,129	5,100	37,985	41,000	-	-	229,214
Utility Billing	261,897	7,450	148,178	34,994	-	-	452,519
Solid Waste	763,799	64,650	381,732	25,130	-	-	1,235,311
Water	584,963	192,500	777,071	10,815	-	-	1,565,349
Waste Water	404,564	55,050	294,131	20,819	-	-	774,564
Warehouse	88,190	16,130	43,202	-	-	-	147,522
Stormwater	169,005	2,600	21,850	150,000	-	314,494	657,948
Hospital	-	-	-	100,000	-	-	100,000
<b>TOTAL ESTIMATED COST</b>	<b>2,527,184</b>	<b>368,880</b>	<b>1,861,073</b>	<b>547,758</b>	<b>3,250,000</b>	<b>703,009</b>	<b>9,257,904</b>
<b>OTHER USES</b>							
Reserve for Capital Improvements	-	-	-	-	-	-	-
Reserve for Other Improvements	-	-	-	-	-	-	-
Reserve for Other Restricted Purposes	-	-	-	-	-	-	-
Reserve for Specific Fund Purposes	-	-	-	-	-	-	-
Reserve for Emergencies and Shortfalls	-	-	-	-	-	-	3,434,121
<b>TOTAL ESTIMATED USES</b>	<b>2,527,184</b>	<b>368,880</b>	<b>1,861,073</b>	<b>547,758</b>	<b>3,250,000</b>	<b>703,009</b>	<b>12,692,026</b>

**ESTIMATED USES**



# CITY OF WOODWARD

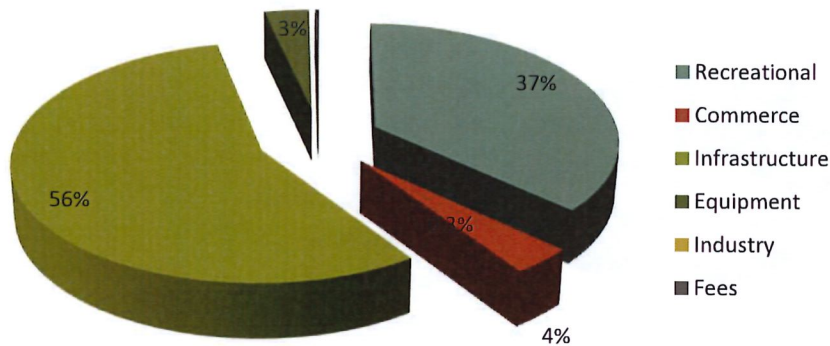
## DEBT SERVICE FUND FISCAL YEAR 2024-2025


### ESTIMATED RESOURCES

Transfers In	
General Fund	-
Limited Purpose Fund	3,453,648
Restricted Revenue Fund	683,074
Enterprise Fund	1,119,183
Hotel/Motel Fund	-
Interest	-
Miscellaneous	-
<b>TOTAL ESTIMATED RESOURCES</b>	<b>5,255,904</b>


### ESTIMATED USES

			<u>Matruity Year</u>
Series 2006 Note	"Park"	704,609	2027
Series 2007 Note	"Park"	726,249	2028
Series 2008 Note	"Park"	421,649	2029
Capital One Lease/Purchase	"Park Lighting"	-	2024
USDA/SEB Notes	"Conference Center"	185,892	2049
OIFA Note	"Deepwater"	-	
TCF Lease	"BSGC"	-	
Yamaha Lease	"BSGC"	27,810	2026
JDF Lease	"BSGC Equipment"		
FNB Note	"Ladder Truck"	103,817	2031
WMGC Lease	"Golf Cart Lease"	35,013	2025
Series 2015 Note	"34th Street Enhancement"		
OWRB Note	"Sanitation Line"	94,573	2028
Series 2013 Note	"Fire Station"	-	
Series 2015a Lease	"City Hall"		2028
Series 2016 Note	"Stormwater"	314,494	2031
Series 2016 Note	"South Water Field"	104,831	2031
Series 2018 Note	"34th ODOT / AMR"	420,962	2033
Series 2020 Note	"34th / Fire Station"	1,287,238	2027
Series 2021a Note	"City Hall"	398,595	2028
OWRB Note 2024	"Water & Sewer"	208,087	2050
Trustee Fees		14,000	
<b>TOTAL ESTIMATED USES</b>		<b>5,047,818</b>	





**Budget Detail  
2024-2025**



PROPOSED BUDGET WORKSHEET

AS OF: MARCH 31ST, 2024

11 -GENERAL FUND

FINANCIAL SUMMARY	PRIOR YEAR	----- CURRENT YEAR -----				PROJECTED BALANCE	PROPOSED BUDGET
	ACTUAL	ORIGINAL	AMENDED	Y-T-D			
	2022-2023	BUDGET	BUDGET	ACTUAL			

REVENUE SUMMARY

30 TAXES	9,303,901.02	9,627,084.00	9,627,084.00	7,275,782.02	6,640,042.85	9,856,501.00
31 LICENSES AND PERMITS	87,056.50	93,267.00	93,267.00	78,090.00	37,697.32	104,120.00
32 INTER GOVERNMENTAL	873,867.72	351,523.00	351,523.00	248,218.71	238,609.93	330,959.00
33 CHARGES FOR SERVICES	193,364.29	143,890.00	143,890.00	165,315.81	175,249.75	73,321.00
34 FEES AND FORFEITURES	349,982.39	348,701.00	348,701.00	286,113.70	431,355.85	338,668.00
35 INTEREST	220,169.32	199,925.00	199,925.00	277,044.18	131,968.26	382,121.00
36 MISCELLANEOUS	683,252.08	351,363.00	351,363.00	525,666.09	215,690.57	352,849.00
37 TRANSFER FROM OTHER FU	3,407,556.53	4,169,599.00	4,169,599.00	2,557,521.53	1,478,046.63	4,314,853.00
39 OTHER	<u>0.00</u>	<u>3,000,000.00</u>	<u>3,000,000.00</u>	<u>0.00</u>	<u>0.00</u>	<u>3,050,000.00</u>

*** TOTAL REVENUES ***	15,119,149.85	18,285,352.00	18,285,352.00	11,413,752.04	9,348,661.16	18,803,392.00
	=====	=====	=====	=====	=====	=====

EXPENDITURE SUMMARY

00 NON DEPARTMENTAL	0.00	2,741,387.00	2,741,387.00	0.00	374,840.97	2,580,158.00
01 CITY COMMISSION	18,119.61	23,396.00	24,596.00	21,807.72	41,756.83	40,089.00
02 CITY MANAGER	394,892.78	511,657.00	511,657.00	321,182.04	287,763.96	530,393.00
03 CITY ATTORNEY	66,387.37	90,072.00	90,072.00	47,456.82	63,505.64	90,072.00
04 MUNICIPAL JUDGE	45,711.75	46,343.00	46,343.00	33,296.49	36,000.00	46,343.00
05 CITY TREASURER	1,360.48	25,400.00	30,400.00	28,825.00	50,784.04	31,400.00
06 COMMUNITY DEVELOPMENT	244,840.37	304,204.00	304,204.00	200,855.03	184,499.31	317,175.00
08 INFORMATION TECHNOLOG	373,442.31	454,276.00	454,276.00	308,189.46	99,863.84	456,913.00
09 CONFERENCE CENTER	300,688.92	398,984.00	398,984.00	225,099.24	687,978.13	454,152.00
10 TOURISM	396,842.81	420,615.00	450,615.00	307,185.65	0.00	360,701.00
20 HUMAN RESOURCES	239,985.10	250,100.00	250,100.00	183,579.59	0.00	268,102.00
21 CITY CLERK	174,438.73	200,393.00	200,393.00	127,391.29	169,027.97	212,347.00
22 CITY FINANCE	291,173.38	344,029.00	344,029.00	235,088.76	291,066.12	358,686.00
23 CITY AT LARGE	1,010,291.03	1,255,250.00	1,119,550.00	854,366.18	624,669.91	1,300,710.00
24 CITY COURT	71,798.87	58,374.00	58,374.00	34,622.36	52,407.86	61,003.00
25 EXECUTIVE MANAGEMENT	145,500.12	162,080.00	166,580.00	114,442.21	0.00	165,440.00
31 LIBRARY	392,896.32	467,676.00	467,676.00	320,345.03	345,901.76	476,017.00
57 ELECTRIC	128,602.87	156,250.00	156,250.00	107,630.36	0.00	159,218.00
58 EVENT COMPLEX	150,815.28	135,423.00	160,423.00	107,569.83	0.00	176,493.00
59 SPORTS & RECREATION	672,033.33	753,859.00	753,859.00	483,131.80	286,992.72	727,014.00
60 CONSTRUCTION	112,023.93	135,155.00	135,155.00	87,785.82	145,562.57	137,441.00
62 PARK	601,434.05	685,227.00	700,227.00	466,144.63	339,274.45	817,005.00
63 CEMETERY	163,999.46	196,713.00	196,713.00	130,170.93	105,508.31	281,266.00
64 STREET	666,443.31	774,329.00	774,329.00	506,516.39	889,437.22	840,760.00
67 BUILDING MAINTENANCE	500,014.84	543,650.00	543,650.00	334,659.67	353,954.87	568,025.00
68 FLEET MANAGEMENT	218,579.78	267,138.00	267,138.00	174,845.95	169,070.26	278,596.00
71 POLICE ADMINISTRATION	443,499.23	326,600.00	326,600.00	231,803.28	168,628.77	334,676.00
72 DISPATCH	356,987.17	391,528.00	416,528.00	275,390.86	186,508.29	391,820.00
73 TRAFFIC AND PATROL	1,860,003.17	2,078,415.00	2,078,415.00	1,324,295.77	1,432,477.75	2,108,493.00



PROPOSED BUDGET WORKSHEET

AS OF: MARCH 31ST, 2024

11 -GENERAL FUND

DEPARTMENT REVENUES	PRIOR YEAR	----- CURRENT YEAR -----				PROJECTED BALANCE	PROPOSED BUDGET
	ACTUAL	ORIGINAL	AMENDED	Y-T-D			
	2022-2023	BUDGET	BUDGET	ACTUAL			
<u>30 TAXES</u>							
3001 2% SALES TAX	6,582,388.58	6,517,250.00	6,517,250.00	5,192,275.45	5,090,153.82	6,749,958.00	
3003 USE TAX	1,508,322.68	1,499,062.00	1,499,062.00	1,054,674.63	345,601.35	1,514,498.00	
3004 FRANCHISE TAX	736,808.87	811,395.00	811,395.00	666,671.33	755,560.29	888,895.00	
3007 CIGARRETTE SALES TAX	89,839.32	90,288.00	90,288.00	64,918.36	106,400.88	84,394.00	
3008 ELECTRICAL SALES	5,763.96	5,591.00	5,591.00	4,567.47	4,844.65	6,092.00	
3009 WEED ABATEMENT	14,889.00	17,241.00	17,241.00	11,200.00	9,436.89	14,933.00	
3011 COUNTY E911	305,888.61	626,257.00	626,257.00	236,474.78	328,044.97	537,731.00	
3020 DISPATCH SRV REIMB	<u>60,000.00</u>	<u>60,000.00</u>	<u>60,000.00</u>	<u>45,000.00</u>	<u>0.00</u>	<u>60,000.00</u>	
TOTAL 30 TAXES	9,303,901.02	9,627,084.00	9,627,084.00	7,275,782.02	6,640,042.85	9,856,501.00	
<u>31 LICENSES AND PERMITS</u>							
3101 LICN & PERMITS - CITY CLERK	56,385.00	65,540.00	65,540.00	42,760.00	607.50	57,013.00	
3102 LICN & PERMITS - CODE ENFORCE	<u>30,671.50</u>	<u>27,727.00</u>	<u>27,727.00</u>	<u>35,330.00</u>	<u>37,089.82</u>	<u>47,107.00</u>	
TOTAL 31 LICENSES AND PERMITS	87,056.50	93,267.00	93,267.00	78,090.00	37,697.32	104,120.00	
<u>32 INTER GOVERNMENTAL</u>							
3201 BEVERAGE TAX	236,945.35	244,781.00	244,781.00	174,570.57	109,280.73	232,761.00	
3203 VIOLENCE AGAINST WOMEN GRANT	0.00	1.00	1.00	0.00	0.00	1.00	
3204 POLICE (SECURITY.DONAT,MISC)	4,129.29	5,078.00	5,078.00	561.31	24,764.16	748.00	
3212 MOTOR VEHICLE TAX	87,201.72	84,809.00	84,809.00	60,681.98	83,858.76	80,909.00	
3213 GASOLINE TAX	21,168.22	16,854.00	16,854.00	12,404.85	20,706.28	16,540.00	
3290 ON BEHALF PAYMENTS	<u>524,423.14</u>	<u>0.00</u>	<u>0.00</u>	<u>0.00</u>	<u>0.00</u>	<u>0.00</u>	
TOTAL 32 INTER GOVERNMENTAL	873,867.72	351,523.00	351,523.00	248,218.71	238,609.93	330,959.00	
<u>33 CHARGES FOR SERVICES</u>							
3301 CEMETERY 75%	28,941.25	31,272.00	31,272.00	18,032.50	29,094.75	24,043.00	
3302 LEASE & RENT-GENERAL	19,428.58	20,173.00	20,173.00	11,774.40	6,394.06	15,699.00	
3303 PARK	71,686.03	4,800.00	4,800.00	110,324.31	0.00	0.00	
3303-02DISC GOLF DONATION	4,800.00	0.00	0.00	0.00	0.00	0.00	
3305 CRYSTAL BEACH COMPLEX	61,788.43	80,125.00	80,125.00	23,624.60	139,760.94	31,499.00	
3399 JUVENILE-COMM SRV PROGRAM	<u>6,720.00</u>	<u>7,520.00</u>	<u>7,520.00</u>	<u>1,560.00</u>	<u>0.00</u>	<u>2,080.00</u>	
TOTAL 33 CHARGES FOR SERVICES	193,364.29	143,890.00	143,890.00	165,315.81	175,249.75	73,321.00	
<u>34 FEES AND FORFEITURES</u>							
3400 COURT TECHNOLOGY FEE	35,874.49	35,699.00	35,699.00	29,809.84	0.00	39,746.00	
3401 POLICE FINES	257,507.54	251,182.00	251,182.00	216,784.14	327,422.07	255,712.00	
3401-01POLICE TRAINING & ASSESMENT FE	8,623.02	8,537.00	8,537.00	6,988.05	10,492.26	9,317.00	
3401-02POLICE DRUG SEIZURES	19,839.53	26,453.00	26,453.00	0.00	61,900.26	0.00	
3401-03COUNTY JAIL BOOKING FEE(CITY)	1,515.10	1,167.00	1,167.00	967.14	0.00	967.00	
3401-04CITY INCARCERATION FEE(JAIL)	2,229.68	1,747.00	1,747.00	1,386.56	0.00	1,387.00	
3401-05CITY MEDICAL FEE (JAIL)	605.98	464.00	464.00	382.64	0.00	383.00	
3402 IMPOUND/ADOPTION FEE	4,690.00	4,980.00	4,980.00	3,000.00	7,602.00	4,000.00	
3402-01ANIMAL DROPOFF/DISPOSAL	9,758.00	9,249.00	9,249.00	13,691.00	6,519.00	18,255.00	
3402-03NEUTER/SPADE CLINIC	0.00	0.00	0.00	6,428.00	0.00	0.00	
3403 JUVENILE COURT FINES	0.00	0.00	0.00	0.00	157.50	0.00	

PROPOSED BUDGET WORKSHEET

AS OF: MARCH 31ST, 2024

11 -GENERAL FUND

DEPARTMENT REVENUES	PRIOR YEAR	----- CURRENT YEAR -----				PROJECTED BALANCE	PROPOSED BUDGET
	ACTUAL	ORIGINAL	AMENDED	Y-T-D			
	2022-2023	BUDGET	BUDGET	ACTUAL			
3404 JUVENILE COURT COSTS	1,260.00	1,200.00	1,200.00	660.00	1,387.50	880.00	
3405 LIBRARY FINES	1,605.02	1,774.00	1,774.00	978.23	6,768.85	1,304.00	
3406 LIBRARY COPIES	5,816.23	5,612.00	5,612.00	4,495.85	7,122.85	5,994.00	
3407 LIBRARY NON-RESIDENT	0.00	0.00	0.00	0.00	1,147.95	0.00	
3408 LIBRARY LOST ITEMS	458.80	436.00	436.00	414.25	459.10	552.00	
3409 LIBRARY DONATIONS	0.00	0.00	0.00	0.00	3.00	0.00	
3410 LIBRARY POSTAGE	165.00	176.00	176.00	108.00	362.86	144.00	
3411 LIBRARY MISC.	<u>34.00</u>	<u>25.00</u>	<u>25.00</u>	<u>20.00</u>	<u>10.65</u>	<u>27.00</u>	
TOTAL 34 FEES AND FORFEITURES	349,982.39	348,701.00	348,701.00	286,113.70	431,355.85	338,668.00	
<u>35 INTEREST</u>							
3501 INTEREST	218,338.32	185,327.00	185,327.00	274,932.18	129,808.74	366,580.00	
3503 WORKMENS COMP INTEREST	0.00	12,425.00	12,425.00	0.00	0.00	12,425.00	
3506 CEMETERY DONATION	0.00	300.00	300.00	0.00	0.00	300.00	
3507 AIR EVAC CUSTOMER ACCOUNTS	<u>1,831.00</u>	<u>1,873.00</u>	<u>1,873.00</u>	<u>2,112.00</u>	<u>2,159.52</u>	<u>2,816.00</u>	
TOTAL 35 INTEREST	220,169.32	199,925.00	199,925.00	277,044.18	131,968.26	382,121.00	
<u>36 MISCELLANEOUS</u>							
3601 MISC REVENUE	221,268.51	207,000.00	207,000.00	197,159.15	21,084.73	207,000.00	
3602 WW COUNTY SALARY REIMB	39,000.00	36,000.00	36,000.00	27,000.00	36,000.00	36,000.00	
3605 SHORT/OVER	10.00	25.00	25.00	0.00	( 22.50)	25.00	
3606 POLICE FINGERPRINTS	0.00	0.00	0.00	0.00	1,576.50	0.00	
3609 EMG MGNT CITATION FEE	14,484.74	14,406.00	14,406.00	11,919.11	18,068.58	15,892.00	
3610 HIGH SCHOOL OFFICER	97,157.19	82,212.00	82,212.00	101,731.05	0.00	82,212.00	
3615 WALKING TRAIL DONATIONS	0.00	0.00	0.00	0.00	975.00	0.00	
3618 INSURANCE RECEIPTS	288,937.73	0.00	0.00	181,701.78	126,758.26	0.00	
3619 KIDS INC FACILITY USE	14,750.00	10,000.00	10,000.00	5,750.00	11,250.00	10,000.00	
3621 DONATIONS/OTHER REVENUE	( 0.09)	0.00	0.00	0.00	0.00	0.00	
3622 FIRE DONATIONS/FINES/REVENUE	<u>7,644.00</u>	<u>1,720.00</u>	<u>1,720.00</u>	<u>405.00</u>	<u>0.00</u>	<u>1,720.00</u>	
TOTAL 36 MISCELLANEOUS	683,252.08	351,363.00	351,363.00	525,666.09	215,690.57	352,849.00	
<u>37 TRANSFER FROM OTHER FU</u>							
3705 TRANSFER FROM WMA-OPERATIONAL	2,700,000.00	3,100,000.00	3,100,000.00	2,025,000.00	675,000.00	3,250,000.00	
3706 TRANSFER FROM WMA-SALES TAX RT	0.00	250,000.00	250,000.00	0.00	0.00	250,000.00	
3707 TRANSFER FROM HOTEL/MOTEL TAX	<u>707,556.53</u>	<u>819,599.00</u>	<u>819,599.00</u>	<u>532,521.53</u>	<u>803,046.63</u>	<u>814,853.00</u>	
TOTAL 37 TRANSFER FROM OTHER FU	3,407,556.53	4,169,599.00	4,169,599.00	2,557,521.53	1,478,046.63	4,314,853.00	
<u>38 GRANT REVENUE</u>							
TOTAL							







PROPOSED BUDGET WORKSHEET

AS OF: MARCH 31ST, 2024

11 -GENERAL FUND

02 CITY MANAGER

DEPARTMENT EXPENDITURES

	PRIOR YEAR	----- CURRENT YEAR -----			PROJECTED	PROPOSED
	ACTUAL	ORIGINAL	AMENDED	Y-T-D		
	2022-2023	BUDGET	BUDGET	ACTUAL		

100 PERSONAL SERVICES

402-101	SALARIES	217,430.90	239,073.00	239,073.00	174,723.29	185,905.05	248,638.00
402-103	SICK LEAVE BUY BACK	2,250.24	2,527.00	2,527.00	0.00	0.00	1,988.00
402-108	OVERTIME	0.00	0.00	0.00	0.00	1,088.12	0.00
402-111	CITY'S SHARE FICA	19,263.14	24,105.00	24,105.00	14,973.51	11,263.71	24,816.00
402-112	WORKMEN'S COMPENSATION	19,037.28	19,001.00	19,001.00	11,158.38	10,498.88	19,561.00
402-113	HEALTH INSURANCE	43,248.84	53,923.00	53,923.00	38,113.60	22,618.81	53,533.00
402-114	CITY RETIREMENT	18,306.87	40,963.00	40,963.00	16,277.94	18,824.37	42,171.00
402-118	LONGEVITY	1,060.00	1,339.00	1,339.00	620.00	2,181.71	1,602.00
402-120	EMPLOYEE FOOTWEAR	162.42	162.00	162.00	162.42	0.00	162.00
402-123	UNEMPLOYMENT	0.00	500.00	500.00	0.00	0.00	500.00
402-161	CELL PHONE STIPEND	840.00	840.00	840.00	630.00	6,375.15	840.00
402-163	SEVERANCE PAY	<u>27,500.00</u>	<u>71,664.00</u>	<u>71,664.00</u>	<u>27,500.00</u>	<u>0.00</u>	<u>71,664.00</u>
TOTAL	100 PERSONAL SERVICES	349,099.69	454,097.00	454,097.00	284,159.14	258,755.80	465,475.00

200 MATERIAL & SUPPLIES

402-203	OFFICE SUPPLIES	1,277.83	1,300.00	1,300.00	496.49	5,227.09	1,300.00
402-209	OTHER OPERATING SUPPLIES	0.00	0.00	0.00	0.00	7,740.03	0.00
402-212	REFERENCE MATERIAL	114.94	530.00	530.00	295.87	292.05	530.00
402-214	MATERIALS AND SUPPLIES	<u>1,623.63</u>	<u>1,500.00</u>	<u>1,500.00</u>	<u>1,116.94</u>	<u>0.00</u>	<u>1,500.00</u>
TOTAL	200 MATERIAL & SUPPLIES	3,016.40	3,330.00	3,330.00	1,909.30	13,259.17	3,330.00

300 OTHER SERVICES & CHAR

402-311	CONTRACTUAL	0.00	100.00	100.00	80.66	201.64	100.00
402-317	TECHNOLOGY HARDWARE	82.89	600.00	600.00	154.87	0.00	600.00
402-318	TECHNOLOGY SOFTWARE	2,345.97	3,400.00	3,400.00	1,606.29	0.00	1,942.00
402-334	MEDICAL	0.00	150.00	150.00	0.00	0.00	150.00
402-341	COMMUNICATIONS	3,689.82	2,980.00	2,980.00	2,825.23	1,832.17	3,596.00
402-363	TRAVEL & TRAINING	25,491.75	30,000.00	30,000.00	22,097.67	9,511.14	35,000.00
402-364	DUES & MEMBERSHIPS	4,735.50	5,500.00	5,500.00	2,661.00	1,065.31	8,700.00
402-379	UNCLASSIFIED	6,430.76	7,000.00	7,000.00	5,687.88	3,138.73	7,000.00
402-388	PCARD PURCHASES	<u>0.00</u>	<u>4,500.00</u>	<u>4,500.00</u>	<u>0.00</u>	<u>0.00</u>	<u>4,500.00</u>
TOTAL	300 OTHER SERVICES & CHAR	42,776.69	54,230.00	54,230.00	35,113.60	15,748.99	61,588.00

400 CAPITAL OUTLAY

TOTAL							
-------	--	--	--	--	--	--	--

TOTAL 02 CITY MANAGER	394,892.78	511,657.00	511,657.00	321,182.04	287,763.96	530,393.00
-----------------------	------------	------------	------------	------------	------------	------------

PROPOSED BUDGET WORKSHEET

AS OF: MARCH 31ST, 2024

11 -GENERAL FUND

03 CITY ATTORNEY

DEPARTMENT EXPENDITURES

	PRIOR YEAR	----- CURRENT YEAR -----			PROJECTED BALANCE	PROPOSED BUDGET
	ACTUAL	ORIGINAL	AMENDED	Y-T-D		
	2022-2023	BUDGET	BUDGET	ACTUAL		

100 PERSONAL SERVICES

403-106	PART-TIME	5,991.37	6,001.00	6,001.00	4,385.20	0.00	6,001.00
403-111	CITY'S SHARE FICA	476.82	459.00	459.00	335.54	0.00	459.00
403-112	WORKMEN'S COMPENSATION	<u>304.68</u>	<u>362.00</u>	<u>362.00</u>	<u>212.58</u>	<u>0.00</u>	<u>362.00</u>
TOTAL 100 PERSONAL SERVICES		6,772.87	6,822.00	6,822.00	4,933.32	0.00	6,822.00

200 MATERIAL & SUPPLIES

TOTAL		-----	-----	-----	-----	-----	-----
-------	--	-------	-------	-------	-------	-------	-------

300 OTHER SERVICES & CHAR

403-311	CONTRACTUAL	59,614.50	83,250.00	83,250.00	42,523.50	44,401.57	83,250.00
403-333	LEGAL EXPENSE - CITY ATTORNEY	<u>0.00</u>	<u>0.00</u>	<u>0.00</u>	<u>0.00</u>	<u>19,104.07</u>	<u>0.00</u>
TOTAL 300 OTHER SERVICES & CHAR		59,614.50	83,250.00	83,250.00	42,523.50	63,505.64	83,250.00

TOTAL 03 CITY ATTORNEY

66,387.37	90,072.00	90,072.00	47,456.82	63,505.64	90,072.00
=====	=====	=====	=====	=====	=====





PROPOSED BUDGET WORKSHEET

AS OF: MARCH 31ST, 2024

11 -GENERAL FUND

06 COMMUNITY DEVELOPMENT

DEPARTMENT EXPENDITURES	PRIOR YEAR	----- CURRENT YEAR -----			PROJECTED BALANCE	PROPOSED BUDGET
	ACTUAL	ORIGINAL	AMENDED	Y-T-D		
	2022-2023	BUDGET	BUDGET	ACTUAL		
<u>100 PERSONAL SERVICES</u>						
406-101 SALARIES	143,260.84	160,209.00	160,209.00	117,074.58	118,643.21	166,610.00
406-108 OVERTIME	0.00	0.00	0.00	0.00	230.90	0.00
406-111 CITY'S SHARE FICA	10,564.14	12,781.00	12,781.00	8,273.98	9,216.46	13,403.00
406-112 WORKMEN'S COMPENSATION	7,407.72	10,074.00	10,074.00	5,915.97	5,619.31	10,565.00
406-113 HEALTH INSURANCE	46,133.92	49,056.00	49,056.00	40,849.90	21,738.97	48,516.00
406-114 CITY RETIREMENT	12,212.88	13,366.00	13,366.00	9,624.57	9,759.61	14,017.00
406-118 LONGEVITY	4,860.00	5,500.00	5,500.00	2,600.00	949.18	5,980.00
406-120 EMPLOYEE FOOTWEAR	216.56	217.00	217.00	216.56	0.00	217.00
406-123 UNEMPLOYMENT	0.00	500.00	500.00	0.00	0.00	500.00
406-161 CELL PHONE STIPEND	840.00	840.00	840.00	630.00	0.00	840.00
406-163 SEVERANCE PAY	<u>0.00</u>	<u>861.00</u>	<u>861.00</u>	<u>0.00</u>	<u>0.00</u>	<u>2,119.00</u>
TOTAL 100 PERSONAL SERVICES	225,496.06	253,404.00	253,404.00	185,185.56	166,157.64	262,767.00
<u>200 MATERIAL &amp; SUPPLIES</u>						
406-202 JANITORIAL SUPPLIES	149.34	0.00	0.00	64.19	324.58	100.00
406-203 OFFICE SUPPLIES	1,675.66	1,500.00	1,500.00	620.64	1,489.89	1,500.00
406-204 PETROLEUM	2,547.26	2,000.00	2,000.00	1,791.94	2,691.00	2,200.00
406-206 SAFETY EQUIPMENT	3.80	250.00	250.00	8.49	284.97	250.00
406-209 OTHER OPERATING SUPPLIES	0.00	0.00	0.00	0.00	1,653.93	0.00
406-214 MATERIALS AND SUPPLIES	<u>2,498.06</u>	<u>2,500.00</u>	<u>2,500.00</u>	<u>886.83</u>	<u>0.00</u>	<u>2,500.00</u>
TOTAL 200 MATERIAL & SUPPLIES	6,874.12	6,250.00	6,250.00	3,372.09	6,444.37	6,550.00
<u>300 OTHER SERVICES &amp; CHAR</u>						
406-311 CONTRACTUAL	5,516.30	30,000.00	30,000.00	6,700.06	324.00	30,000.00
406-314 MOTIVE MAINTENANCE	439.33	1,350.00	1,350.00	300.71	884.70	1,200.00
406-315 MAINTENANCE NON-MOTIVE	0.00	0.00	0.00	0.00	210.79	0.00
406-317 TECHNOLOGY HARDWARE	704.61	1,090.00	1,090.00	633.98	0.00	1,090.00
406-318 TECHNOLOGY SOFTWARE	2,745.00	3,220.00	3,220.00	1,630.00	0.00	5,840.00
406-334 MEDICAL	0.00	150.00	150.00	0.00	0.00	150.00
406-341 COMMUNICATIONS	1,154.16	1,390.00	1,390.00	876.58	2,060.35	2,228.00
406-347 NATURAL GAS	0.00	0.00	0.00	0.00	1,843.32	0.00
406-348 ELECTRICITY	0.00	0.00	0.00	0.00	3,132.73	0.00
406-362 UNIFORMS	69.00	250.00	250.00	0.00	478.06	250.00
406-363 TRAVEL & TRAINING	1,106.79	5,000.00	5,000.00	1,706.05	1,883.35	5,000.00
406-364 DUES & MEMBERSHIPS	735.00	1,000.00	1,000.00	450.00	1,080.00	1,000.00
406-388 PCARD PURCHASES	<u>0.00</u>	<u>1,100.00</u>	<u>1,100.00</u>	<u>0.00</u>	<u>0.00</u>	<u>1,100.00</u>
TOTAL 300 OTHER SERVICES & CHAR	12,470.19	44,550.00	44,550.00	12,297.38	11,897.30	47,858.00
TOTAL 06 COMMUNITY DEVELOPMENT	244,840.37	304,204.00	304,204.00	200,855.03	184,499.31	317,175.00

=====

PROPOSED BUDGET WORKSHEET

AS OF: MARCH 31ST, 2024

11 -GENERAL FUND

08 INFORMATION TECHNOLOG

DEPARTMENT EXPENDITURES

DEPARTMENT EXPENDITURES	PRIOR YEAR	----- CURRENT YEAR -----			PROJECTED BALANCE	PROPOSED BUDGET
	ACTUAL	ORIGINAL	AMENDED	Y-T-D		
	2022-2023	BUDGET	BUDGET	ACTUAL		
<u>100 PERSONAL SERVICES</u>						
408-101 SALARIES	113,843.81	131,543.00	131,543.00	96,100.32	36,251.65	136,822.00
408-108 OVERTIME	223.21	500.00	500.00	0.00	0.00	500.00
408-111 CITY'S SHARE FICA	8,867.63	10,339.00	10,339.00	7,197.42	2,824.07	10,781.00
408-112 WORKMEN'S COMPENSATION	7,164.48	8,149.00	8,149.00	4,785.48	1,542.27	8,498.00
408-113 HEALTH INSURANCE	18,868.72	21,248.00	21,248.00	17,406.90	4,823.01	20,888.00
408-114 CITY RETIREMENT	9,644.31	10,812.00	10,812.00	7,804.47	2,879.08	11,274.00
408-118 LONGEVITY	1,050.00	1,195.00	1,195.00	510.00	311.67	1,581.00
408-120 EMPLOYEE FOOTWEAR	162.42	162.00	162.00	162.42	0.00	162.00
408-123 UNEMPLOYMENT	0.00	500.00	500.00	0.00	0.00	500.00
408-161 CELL PHONE STIPEND	1,120.00	1,260.00	1,260.00	945.00	0.00	1,260.00
408-163 SEVERANCE PAY	<u>0.00</u>	<u>1,410.00</u>	<u>1,410.00</u>	<u>0.00</u>	<u>0.00</u>	<u>1,519.00</u>
TOTAL 100 PERSONAL SERVICES	160,944.58	187,118.00	187,118.00	134,912.01	48,631.75	193,785.00
<u>200 MATERIAL &amp; SUPPLIES</u>						
408-201 EXPENDABLE TOOLS	0.00	0.00	0.00	0.00	1,049.95	0.00
408-203 OFFICE SUPPLIES	460.83	100.00	100.00	227.23	6,405.66	100.00
408-204 PETROLEUM	340.21	450.00	450.00	157.98	69.00	350.00
408-206 SAFETY EQUIPMENT	0.00	0.00	0.00	0.00	171.33	0.00
408-209 OTHER OPERATING SUPPLIES	0.00	0.00	0.00	0.00	10,812.58	0.00
408-214 MATERIALS AND SUPPLIES	749.91	2,500.00	2,500.00	183.40	2,583.85	1,000.00
408-243 PROGRAMMING	<u>0.00</u>	<u>0.00</u>	<u>0.00</u>	<u>0.00</u>	<u>7,326.22</u>	<u>0.00</u>
TOTAL 200 MATERIAL & SUPPLIES	1,550.95	3,050.00	3,050.00	568.61	28,418.59	1,450.00
<u>300 OTHER SERVICES &amp; CHAR</u>						
408-311 CONTRACTUAL	70,169.77	75,260.00	75,260.00	52,814.37	3,769.92	77,397.00
408-314 MOTIVE MAINTENANCE	96.50	300.00	300.00	17.50	18.00	300.00
408-315 MAINTENANCE NON-MOTIVE	0.00	0.00	0.00	0.00	2,167.36	0.00
408-317 TECHNOLOGY HARDWARE	7,732.10	9,300.00	9,300.00	4,924.19	0.00	9,300.00
408-318 TECHNOLOGY SOFTWARE	118,102.24	145,868.00	145,868.00	100,567.97	0.00	149,301.00
408-334 MEDICAL	117.08	150.00	150.00	0.00	0.00	150.00
408-341 COMMUNICATIONS	10,385.61	7,580.00	7,580.00	9,426.63	1,890.85	2,580.00
408-362 UNIFORMS	0.00	0.00	0.00	0.00	82.50	0.00
408-363 TRAVEL & TRAINING	4,343.48	9,100.00	9,100.00	4,958.18	1,983.67	6,100.00
408-364 DUES & MEMBERSHIPS	0.00	0.00	0.00	0.00	163.50	0.00
408-379 UNCLASSIFIED	0.00	0.00	0.00	0.00	8,888.71	0.00
408-388 PCARD PURCHASES	<u>0.00</u>	<u>16,550.00</u>	<u>16,550.00</u>	<u>0.00</u>	<u>0.00</u>	<u>16,550.00</u>
TOTAL 300 OTHER SERVICES & CHAR	210,946.78	264,108.00	264,108.00	172,708.84	18,964.51	261,678.00



PROPOSED BUDGET WORKSHEET

AS OF: MARCH 31ST, 2024

11 -GENERAL FUND

09 CONFERENCE CENTER

DEPARTMENT EXPENDITURES

DEPARTMENT EXPENDITURES	PRIOR YEAR	----- CURRENT YEAR -----				PROJECTED BALANCE	PROPOSED BUDGET
	ACTUAL	ORIGINAL	AMENDED	Y-T-D			
	2022-2023	BUDGET	BUDGET	ACTUAL			
<u>100 PERSONAL SERVICES</u>							
409-101 SALARIES	152,263.53	167,364.00	167,364.00	119,652.47	84,888.89	215,520.00	
409-106 PART-TIME	0.00	13,000.00	13,000.00	0.00	0.00	13,000.00	
409-108 OVERTIME	2,373.17	7,000.00	7,000.00	2,395.85	0.00	7,000.00	
409-111 CTY'S SHARE FICA	11,536.16	15,421.00	15,421.00	8,822.68	6,430.78	18,993.00	
409-112 WORKMEN'S COMPENSATION	8,933.40	12,155.00	12,155.00	7,137.99	5,460.52	14,971.00	
409-113 HEALTH INSURANCE	45,280.20	48,097.00	48,097.00	31,145.26	13,186.07	47,497.00	
409-114 CITY RETIREMENT	10,509.01	16,127.00	16,127.00	9,851.50	6,852.37	19,862.00	
409-118 LONGEVITY	1,710.00	2,256.00	2,256.00	780.00	56.66	2,070.00	
409-120 EMPLOYEE FOOTWEAR	216.56	217.00	217.00	216.56	0.00	217.00	
409-123 UNEMPLOYMENT	0.00	500.00	500.00	0.00	0.00	500.00	
409-161 CELL PHONE STIPEND	245.00	420.00	420.00	315.00	0.00	420.00	
409-163 SEVERANCE PAY	<u>0.00</u>	<u>11,463.00</u>	<u>11,463.00</u>	<u>0.00</u>	<u>0.00</u>	<u>10,185.00</u>	
TOTAL 100 PERSONAL SERVICES	233,067.03	294,020.00	294,020.00	180,317.31	116,875.29	350,235.00	
<u>200 MATERIAL &amp; SUPPLIES</u>							
409-202 JANITORIAL SUPPLIES	4,775.43	5,075.00	5,075.00	2,281.28	0.00	5,075.00	
409-203 OFFICE SUPPLIES	2,072.81	400.00	400.00	178.43	12,858.61	400.00	
409-204 PETROLEUM	75.19	125.00	125.00	65.73	28.50	125.00	
409-206 SAFETY EQUIPMENT	0.00	100.00	100.00	0.00	0.00	100.00	
409-209 OTHER OPERATING SUPPLIES	0.00	0.00	0.00	0.00	24,197.11	0.00	
409-214 MATERIALS AND SUPPLIES	11,917.67	16,900.00	16,900.00	11,720.23	0.00	17,500.00	
409-242 POSTAGE	<u>0.00</u>	<u>50.00</u>	<u>50.00</u>	<u>0.00</u>	<u>485.47</u>	<u>50.00</u>	
TOTAL 200 MATERIAL & SUPPLIES	18,841.10	22,650.00	22,650.00	14,245.67	37,569.69	23,250.00	
<u>300 OTHER SERVICES &amp; CHAR</u>							
409-311 CONTRACTUAL	573.73	1,200.00	1,200.00	1,160.18	85,694.62	1,700.00	
409-314 MAINTENANCE MOTIVE	122.92	1,000.00	1,000.00	67.86	0.00	1,000.00	
409-315 MAINTENANCE NON-MOTIVE	9,897.90	12,600.00	12,600.00	305.20	0.00	12,600.00	
409-317 TECHNOLOGY HARDWARE	370.39	3,400.00	3,400.00	822.87	0.00	2,500.00	
409-318 TECHNOLOGY SOFTWARE	4,449.92	4,900.00	4,900.00	4,696.28	0.00	5,050.00	
409-322 RENTALS	9,352.49	12,000.00	12,000.00	10,176.94	14,514.58	15,000.00	
409-334 MEDICAL	0.00	150.00	150.00	117.08	81.75	150.00	
409-341 COMMUNICATIONS	3,012.96	4,550.00	4,550.00	2,313.91	6,206.53	5,792.00	
409-344 ADVERTISING-PRINTING	2,322.55	1,500.00	1,500.00	0.00	121,212.57	1,500.00	
409-347 NATURAL GAS	6,820.60	5,500.00	5,500.00	6,655.97	0.00	9,000.00	
409-362 UNIFORMS	60.00	300.00	300.00	0.00	0.00	300.00	
409-363 TRAVEL & TRAINING	99.66	3,000.00	3,000.00	147.60	21,833.19	3,000.00	
409-364 DUES & MEMBERSHIPS	71.93	250.00	250.00	0.00	5,777.67	250.00	
409-365 MEALS/LODGING/MISC-GUESTS	0.00	0.00	0.00	1,559.79	5,779.00	0.00	
409-370 PROMOTIONAL FEES	0.00	1,500.00	1,500.00	54.99	0.00	1,500.00	
409-374 CONTRIBUTIONS/EVENTS	0.00	0.00	0.00	0.00	143,700.00	0.00	
409-379 UNCLASSIFIED	0.00	0.00	0.00	0.00	113,675.47	0.00	
409-387 PROJECTS	4,582.89	3,500.00	3,500.00	492.59	0.00	5,000.00	
409-388 PCARD PURCHASES	<u>0.00</u>	<u>5,025.00</u>	<u>5,025.00</u>	<u>0.00</u>	<u>0.00</u>	<u>5,025.00</u>	
TOTAL 300 OTHER SERVICES & CHAR	41,737.94	60,375.00	60,375.00	28,571.26	518,475.38	69,367.00	



PROPOSED BUDGET WORKSHEET

AS OF: MARCH 31ST, 2024

11 -GENERAL FUND

10 TOURISM

DEPARTMENT EXPENDITURES	PRIOR YEAR	----- CURRENT YEAR -----			PROJECTED BALANCE	PROPOSED BUDGET
	ACTUAL	ORIGINAL	AMENDED	Y-T-D		
	2022-2023	BUDGET	BUDGET	ACTUAL		
<u>100 PERSONAL SERVICES</u>						
410-101 SALARIES	131,175.74	140,841.00	140,841.00	86,908.41	0.00	91,222.00
410-106 PART TIME	0.00	2,000.00	2,000.00	0.00	0.00	2,000.00
410-108 OVERTIME	386.95	500.00	500.00	1,140.72	0.00	500.00
410-111 CITY'S SHARE FICA	8,987.58	11,166.00	11,166.00	5,949.98	0.00	7,283.00
410-112 WORKMEN'S COMPENSATION	6,771.60	8,801.00	8,801.00	5,168.43	0.00	5,741.00
410-113 HEALTH INSURANCE	38,945.40	41,429.00	41,429.00	28,260.46	0.00	40,977.00
410-114 CITY RETIREMENT	10,693.14	11,677.00	11,677.00	7,135.44	0.00	7,617.00
410-118 LONGEVITY	1,680.00	2,101.00	2,101.00	900.00	0.00	790.00
410-120 EMPLOYEE FOOTWEAR	162.42	162.00	162.00	162.42	0.00	162.00
410-161 CELL PHONE STIPEND	420.00	420.00	420.00	245.00	0.00	420.00
410-163 SERVANCE PAY	<u>0.00</u>	<u>518.00</u>	<u>518.00</u>	<u>0.00</u>	<u>0.00</u>	<u>695.00</u>
TOTAL 100 PERSONAL SERVICES	199,222.83	219,615.00	219,615.00	135,870.86	0.00	157,407.00
<u>200 MATERIAL &amp; SUPPLIES</u>						
410-202 JANITORIAL SUPPLIES	89.13	200.00	200.00	95.53	0.00	200.00
410-203 OFFICE SUPPLIES	755.05	420.00	420.00	279.26	0.00	420.00
410-206 SAFETY EQUIPMENT	0.00	0.00	0.00	0.00	0.00	800.00
410-211 FIREWORKS	15,000.00	15,000.00	15,000.00	15,000.00	0.00	22,500.00
410-214 MATERIALS AND SUPPLIES	1,637.67	2,000.00	2,000.00	689.57	0.00	1,750.00
410-242 POSTAGE	<u>10.65</u>	<u>200.00</u>	<u>200.00</u>	<u>50.70</u>	<u>0.00</u>	<u>200.00</u>
TOTAL 200 MATERIAL & SUPPLIES	17,492.50	17,820.00	17,820.00	16,115.06	0.00	25,870.00
<u>300 OTHER SERVICES &amp; CHAR</u>						
410-311 CONTRACTUAL	94,500.00	104,500.00	134,500.00	78,441.60	0.00	104,500.00
410-315 MAINTENANCE NON-MOTIVE	61.70	1,000.00	1,000.00	0.00	0.00	1,000.00
410-317 TECHNOLOGY HARDWARE	0.00	1,000.00	1,000.00	2,920.28	0.00	1,000.00
410-318 TECHNOLOGY SOFTWARE	2,751.55	7,060.00	7,060.00	450.00	0.00	4,610.00
410-322 RENTALS	868.57	500.00	500.00	2,340.00	0.00	500.00
410-334 MEDICAL	0.00	150.00	150.00	120.83	0.00	150.00
410-341 COMMUNICATIONS	215.88	670.00	670.00	215.88	0.00	864.00
410-344 ADVERTISING-PRINTING	18,157.00	15,000.00	15,000.00	25,004.75	0.00	20,000.00
410-347 NATURAL GAS	2,809.49	2,000.00	2,000.00	2,064.76	0.00	2,000.00
410-348 ELECTRICITY	1,101.43	1,200.00	1,200.00	2,190.62	0.00	1,200.00
410-362 UNIFORMS	0.00	100.00	100.00	180.00	0.00	100.00
410-363 TRAVEL & TRAINING	6,135.84	6,000.00	6,000.00	4,361.37	0.00	4,000.00
410-364 DUES & MEMBERSHIPS	1,205.43	500.00	500.00	559.05	0.00	500.00
410-365 MEALS/LODGING/MISC-GUESTS	20.00	1,000.00	1,000.00	0.00	0.00	1,000.00
410-370 PROMOTIONAL FEES	41,174.77	30,000.00	30,000.00	33,831.80	0.00	30,000.00
410-387 PROJECTS	10,225.40	4,000.00	4,000.00	406.24	0.00	4,000.00
410-388 PCARD PURCHASES	<u>0.00</u>	<u>2,000.00</u>	<u>2,000.00</u>	<u>0.00</u>	<u>0.00</u>	<u>2,000.00</u>
TOTAL 300 OTHER SERVICES & CHAR	179,227.06	176,680.00	206,680.00	153,087.18	0.00	177,424.00



PROPOSED BUDGET WORKSHEET

AS OF: MARCH 31ST, 2024

11 -GENERAL FUND

20 HUMAN RESOURCES

DEPARTMENT EXPENDITURES

DEPARTMENT EXPENDITURES	PRIOR YEAR	----- CURRENT YEAR -----			PROJECTED BALANCE	PROPOSED BUDGET
	ACTUAL	ORIGINAL	AMENDED	Y-T-D		
	2022-2023	BUDGET	BUDGET	ACTUAL		
<u>100 PERSONAL SERVICES</u>						
420-101 SALARIES	104,589.59	111,062.00	111,062.00	81,220.70	0.00	116,943.00
420-103 SICK LEAVE BUY BACK	1,333.65	1,433.00	1,433.00	0.00	0.00	822.00
420-108 OVERTIME	0.00	200.00	200.00	0.00	0.00	200.00
420-111 CITY'S SHARE FICA	8,241.21	9,221.00	9,221.00	6,131.38	0.00	9,622.00
420-112 WORKMEN'S COMPENSATION	5,599.32	7,268.00	7,268.00	4,268.16	0.00	7,584.00
420-113 HEALTH INSURANCE	18,553.68	19,767.00	19,767.00	16,522.60	0.00	19,467.00
420-114 CITY RETIREMENT	9,106.69	9,643.00	9,643.00	6,776.06	0.00	10,062.00
420-118 LONGEVITY	5,490.00	5,902.00	5,902.00	2,850.00	0.00	6,209.00
420-120 EMPLOYEE FOOTWEAR	108.28	108.00	108.00	108.28	0.00	108.00
420-123 UNEMPLOYMENT	0.00	500.00	500.00	0.00	0.00	500.00
420-161 CELL PHONE STIPEND	560.00	840.00	840.00	630.00	0.00	840.00
420-163 SEVERANCE PAY	<u>0.00</u>	<u>1,441.00</u>	<u>1,441.00</u>	<u>0.00</u>	<u>0.00</u>	<u>1,102.00</u>
TOTAL 100 PERSONAL SERVICES	153,582.42	167,385.00	167,385.00	118,507.18	0.00	173,459.00
<u>200 MATERIAL &amp; SUPPLIES</u>						
420-203 OFFICE SUPPLIES	1,934.89	2,200.00	2,200.00	741.83	0.00	2,200.00
420-214 MATERIALS AND SUPPLIES	30.00	0.00	0.00	13.60	0.00	0.00
420-242 POSTAGE	<u>86.55</u>	<u>175.00</u>	<u>175.00</u>	<u>5.94</u>	<u>0.00</u>	<u>200.00</u>
TOTAL 200 MATERIAL & SUPPLIES	2,051.44	2,375.00	2,375.00	761.37	0.00	2,400.00
<u>300 OTHER SERVICES &amp; CHAR</u>						
420-311 CONTRACTUAL	1,743.95	1,500.00	1,500.00	0.00	0.00	1,800.00
420-317 TECHNOLOGY HARDWARE	456.48	940.00	940.00	0.00	0.00	940.00
420-318 TECHNOLOGY SOFTWARE	81,079.48	72,160.00	72,160.00	62,089.11	0.00	83,725.00
420-334 MEDICAL	0.00	150.00	150.00	0.00	0.00	150.00
420-341 COMMUNICATIONS	449.08	990.00	990.00	344.16	0.00	864.00
420-363 TRAVEL & TRAINING	622.25	3,500.00	3,500.00	1,856.97	0.00	3,500.00
420-364 DUES & MEMBERSHIPS	0.00	100.00	100.00	20.80	0.00	264.00
420-388 PCARD PURCHASES	<u>0.00</u>	<u>1,000.00</u>	<u>1,000.00</u>	<u>0.00</u>	<u>0.00</u>	<u>1,000.00</u>
TOTAL 300 OTHER SERVICES & CHAR	84,351.24	80,340.00	80,340.00	64,311.04	0.00	92,243.00
<u>400 CAPITAL OUTLAY</u>						
TOTAL						
TOTAL 20 HUMAN RESOURCES	239,985.10	250,100.00	250,100.00	183,579.59	0.00	268,102.00

PROPOSED BUDGET WORKSHEET

AS OF: MARCH 31ST, 2024

11 -GENERAL FUND

21 CITY CLERK

DEPARTMENT EXPENDITURES	PRIOR YEAR	----- CURRENT YEAR -----				PROJECTED BALANCE	PROPOSED BUDGET
	ACTUAL	ORIGINAL	AMENDED	Y-T-D			
	2022-2023	BUDGET	BUDGET	ACTUAL			
<u>100 PERSONAL SERVICES</u>							
421-101 SALARIES	96,401.96	104,485.00	104,485.00	70,036.41	81,275.93	112,140.00	
421-108 OVERTIME	46.32	0.00	0.00	0.00	525.34	0.00	
421-111 CITY'S SHARE FICA	7,107.64	8,227.00	8,227.00	4,970.73	6,104.98	8,782.00	
421-112 WORKMEN'S COMPENSATION	5,029.68	6,484.00	6,484.00	3,807.72	3,970.27	6,922.00	
421-113 HEALTH INSURANCE	30,418.92	32,282.00	32,282.00	21,423.12	9,716.86	31,982.00	
421-114 CITY RETIREMENT	8,215.69	8,603.00	8,603.00	5,707.39	6,751.35	9,184.00	
421-118 LONGEVITY	1,830.00	2,132.00	2,132.00	990.00	2,592.56	1,602.00	
421-120 EMPLOYEE FOOTWEAR	108.28	0.00	0.00	108.28	0.00	0.00	
421-123 UNEMPLOYMENT	0.00	500.00	500.00	0.00	1,028.56	500.00	
421-161 CELL PHONE STIPEND	420.00	420.00	420.00	315.00	0.00	420.00	
421-163 SEVERANCE PAY	<u>0.00</u>	<u>420.00</u>	<u>420.00</u>	<u>0.00</u>	<u>0.00</u>	<u>557.00</u>	
TOTAL 100 PERSONAL SERVICES	149,578.49	163,553.00	163,553.00	107,358.65	111,965.85	172,089.00	
<u>200 MATERIAL &amp; SUPPLIES</u>							
421-203 OFFICE SUPPLIES	978.42	1,500.00	1,500.00	786.21	5,614.27	2,000.00	
421-204 PETROLEUM	171.41	500.00	500.00	231.29	240.00	2,000.00	
421-209 OTHER OPERATING SUPPLIES	0.00	0.00	0.00	0.00	148.51	0.00	
421-214 MATERIALS AND SUPPLIES	10.72	250.00	250.00	0.00	0.00	250.00	
421-242 POSTAGE	<u>3,000.00</u>	<u>6,500.00</u>	<u>6,500.00</u>	<u>6,126.64</u>	<u>0.00</u>	<u>6,500.00</u>	
TOTAL 200 MATERIAL & SUPPLIES	4,160.55	8,750.00	8,750.00	7,144.14	6,002.78	10,750.00	
<u>300 OTHER SERVICES &amp; CHAR</u>							
421-311 CONTRACTUAL	8,728.13	11,200.00	11,200.00	6,225.78	33,993.00	11,200.00	
421-314 MOTIVE MAINTENANCE	51.11	1,200.00	1,200.00	66.00	0.00	1,200.00	
421-315 MAINTENANCE NON-MOTIVE	0.00	180.00	180.00	0.00	17.82	180.00	
421-317 TECHNOLOGY HARDWARE	1,625.77	1,700.00	1,700.00	1,128.44	0.00	1,700.00	
421-318 TECHNOLOGY SOFTWARE	556.00	1,420.00	1,420.00	410.00	0.00	1,074.00	
421-334 MEDICAL	0.00	150.00	150.00	120.83	0.00	150.00	
421-341 COMMUNICATIONS	969.60	990.00	990.00	704.52	571.03	1,404.00	
421-344 ADVERTISING-PRINTING	4,812.19	4,500.00	4,500.00	2,024.30	7,826.44	4,500.00	
421-354 INSURANCE-BONDS	0.00	400.00	400.00	0.00	45.00	400.00	
421-363 TRAVEL & TRAINING	3,621.89	4,500.00	4,500.00	1,798.63	3,359.89	5,700.00	
421-364 DUES & MEMBERSHIPS	335.00	350.00	350.00	410.00	502.50	500.00	
421-379 UNCLASSIFIED	0.00	0.00	0.00	0.00	4,743.66	0.00	
421-388 PCARD PURCHASES	<u>0.00</u>	<u>1,500.00</u>	<u>1,500.00</u>	<u>0.00</u>	<u>0.00</u>	<u>1,500.00</u>	
TOTAL 300 OTHER SERVICES & CHAR	20,699.69	28,090.00	28,090.00	12,888.50	51,059.34	29,508.00	



PROPOSED BUDGET WORKSHEET

AS OF: MARCH 31ST, 2024

11 -GENERAL FUND  
22 CITY FINANCE

DEPARTMENT EXPENDITURES	PRIOR YEAR	----- CURRENT YEAR -----				PROJECTED BALANCE	PROPOSED BUDGET
	ACTUAL	ORIGINAL	AMENDED	Y-T-D			
	2022-2023	BUDGET	BUDGET	ACTUAL			
<u>100 PERSONAL SERVICES</u>							
422-101 SALARIES	133,601.91	141,741.00	141,741.00	103,541.50	164,631.94	128,581.00	
422-106 PART-TIME	0.00	0.00	0.00	0.00	0.00	18,820.00	
422-108 OVERTIME	79.14	500.00	500.00	0.00	996.97	500.00	
422-111 CITY'S SHARE FICA	9,967.66	11,211.00	11,211.00	7,556.84	12,057.54	11,684.00	
422-112 WORKMEN'S COMPENSATION	6,843.96	8,837.00	8,837.00	5,189.49	7,905.86	9,210.00	
422-113 HEALTH INSURANCE	27,079.68	28,900.00	28,900.00	24,158.30	27,159.92	28,450.00	
422-114 CITY RETIREMENT	8,443.22	11,724.00	11,724.00	8,444.69	13,394.28	12,218.00	
422-118 LONGEVITY	3,110.00	3,574.00	3,574.00	1,700.00	1,473.36	3,983.00	
422-120 EMPLOYEE FOOTWEAR	162.42	0.00	0.00	162.42	0.00	0.00	
422-123 UNEMPLOYMENT	0.00	500.00	500.00	0.00	0.00	500.00	
422-161 CELL PHONE STIPEND	420.00	420.00	420.00	315.00	0.00	420.00	
422-163 SEVERANCE PAY	<u>0.00</u>	<u>232.00</u>	<u>232.00</u>	<u>0.00</u>	<u>0.00</u>	<u>348.00</u>	
TOTAL 100 PERSONAL SERVICES	189,707.99	207,639.00	207,639.00	151,068.24	227,619.87	214,714.00	
<u>200 MATERIAL &amp; SUPPLIES</u>							
422-203 OFFICE SUPPLIES	1,669.88	2,200.00	2,200.00	3,743.78	8,914.18	2,800.00	
422-209 OTHER OPERATING SUPPLIES	0.00	0.00	0.00	0.00	425.59	0.00	
422-214 MATERIALS AND SUPPLIES	<u>9.88</u>	<u>0.00</u>	<u>0.00</u>	<u>360.00</u>	<u>0.00</u>	<u>0.00</u>	
TOTAL 200 MATERIAL & SUPPLIES	1,679.76	2,200.00	2,200.00	4,103.78	9,339.77	2,800.00	
<u>300 OTHER SERVICES &amp; CHAR</u>							
422-311 CONTRACTUAL	92,300.00	90,000.00	90,000.00	71,425.00	495.00	96,000.00	
422-317 TECHNOLOGY HARDWARE	1,155.66	3,310.00	3,310.00	902.55	0.00	3,310.00	
422-318 TECHNOLOGY SOFTWARE	606.00	1,450.00	1,450.00	450.00	0.00	1,216.00	
422-334 MEDICAL	0.00	150.00	150.00	0.00	0.00	150.00	
422-337 CONSULTANT EXPENSE	0.00	0.00	0.00	0.00	42,025.95	0.00	
422-341 COMMUNICATIONS	673.68	680.00	680.00	516.22	1,975.98	1,296.00	
422-363 TRAVEL & TRAINING	3,822.29	4,800.00	4,800.00	5,209.82	8,082.19	5,400.00	
422-364 DUES & MEMBERSHIPS	1,228.00	2,300.00	2,300.00	1,413.15	1,527.36	2,300.00	
422-388 PCARD PURCHASES	<u>0.00</u>	<u>31,500.00</u>	<u>31,500.00</u>	<u>0.00</u>	<u>0.00</u>	<u>31,500.00</u>	
TOTAL 300 OTHER SERVICES & CHAR	99,785.63	134,190.00	134,190.00	79,916.74	54,106.48	141,172.00	
<u>400 CAPITAL OUTLAY</u>							
TOTAL							
TOTAL 22 CITY FINANCE	291,173.38	344,029.00	344,029.00	235,088.76	291,066.12	358,686.00	







PROPOSED BUDGET WORKSHEET

AS OF: MARCH 31ST, 2024

11 -GENERAL FUND

31 LIBRARY

DEPARTMENT EXPENDITURES	PRIOR YEAR	----- CURRENT YEAR -----				PROJECTED BALANCE	PROPOSED BUDGET
	ACTUAL	ORIGINAL	AMENDED	Y-T-D			
	2022-2023	BUDGET	BUDGET	ACTUAL			
<u>100 PERSONAL SERVICES</u>							
431-101 SALARIES	164,089.05	192,623.00	192,623.00	140,313.61	172,828.98	200,334.00	
431-106 PART-TIME	21,200.00	24,440.00	24,440.00	14,510.00	9,509.59	24,440.00	
431-111 CITY'S SHARE FICA	14,013.87	17,246.00	17,246.00	11,264.71	13,878.60	17,891.00	
431-112 WORKMEN'S COMPENSATION	10,562.52	13,594.00	13,594.00	7,983.09	9,604.09	14,102.00	
431-113 HEALTH INSURANCE	43,894.82	47,460.00	47,460.00	39,250.10	30,446.93	46,740.00	
431-114 CITY RETIREMENT	14,348.78	18,035.00	18,035.00	11,529.75	14,347.24	18,709.00	
431-118 LONGEVITY	6,630.00	7,457.00	7,457.00	3,490.00	6,516.82	8,018.00	
431-120 EMPLOYEE FOOTWEAR	378.98	379.00	379.00	324.84	0.00	379.00	
431-123 UNEMPLOYMENT	0.00	500.00	500.00	0.00	0.00	500.00	
431-161 CELL PHONE STIPEND	420.00	420.00	420.00	315.00	0.00	420.00	
431-163 SEVERANCE PAY	<u>0.00</u>	<u>422.00</u>	<u>422.00</u>	<u>0.00</u>	<u>0.00</u>	<u>575.00</u>	
TOTAL 100 PERSONAL SERVICES	275,538.02	322,576.00	322,576.00	228,981.10	257,132.25	332,108.00	
<u>200 MATERIAL &amp; SUPPLIES</u>							
431-202 JANITORIAL SUPPLIES	3,578.66	3,750.00	3,750.00	3,261.67	2,363.94	3,800.00	
431-203 OFFICE SUPPLIES	966.19	1,000.00	1,000.00	536.61	14,201.10	1,000.00	
431-204 PETROLEUM	99.84	300.00	300.00	194.41	174.00	300.00	
431-209 OTHER OPERATING SUPPLIES	0.00	0.00	0.00	0.00	15,253.68	0.00	
431-212 REFERENCE MATERIAL	44,155.97	48,880.00	48,880.00	38,404.76	34,775.97	51,320.00	
431-214 MATERIALS AND SUPPLIES	6,140.85	6,500.00	6,500.00	5,659.25	0.00	7,500.00	
431-242 POSTAGE	2,977.53	3,000.00	3,000.00	776.96	2,224.65	2,500.00	
431-243 PROGRAMMING	<u>9,506.91</u>	<u>10,000.00</u>	<u>10,000.00</u>	<u>4,859.88</u>	<u>9,702.13</u>	<u>11,000.00</u>	
TOTAL 200 MATERIAL & SUPPLIES	67,425.95	73,430.00	73,430.00	53,693.54	78,695.47	77,420.00	
<u>300 OTHER SERVICES &amp; CHAR</u>							
431-311 CONTRACTUAL	18,391.31	22,010.00	22,010.00	13,160.80	2,268.00	21,110.00	
431-314 MOTIVE MAINTENANCE	18.00	300.00	300.00	0.00	0.00	300.00	
431-315 MAINTENANCE NON-MOTIVE	0.00	1,000.00	1,000.00	2,226.61	2,191.66	2,500.00	
431-317 TECHNOLOGY HARDWARE	4,448.57	4,100.00	4,100.00	5,046.90	0.00	4,100.00	
431-318 TECHNOLOGY SOFTWARE	1,419.88	3,800.00	3,800.00	819.00	0.00	3,872.00	
431-334 MEDICAL	527.36	150.00	150.00	117.08	365.25	150.00	
431-341 COMMUNICATIONS	7,992.45	10,100.00	10,100.00	6,188.77	1,489.05	10,647.00	
431-347 NATURAL GAS	5,906.85	6,500.00	6,500.00	3,293.08	3,046.08	6,500.00	
431-348 ELECTRICITY	8,673.65	8,500.00	8,500.00	4,706.20	0.00	8,500.00	
431-363 TRAVEL & TRAINING	1,662.03	2,600.00	2,600.00	1,482.75	91.50	2,500.00	
431-364 DUES & MEMBERSHIPS	892.25	960.00	960.00	629.20	622.50	960.00	
431-388 PCARD PURCHASES	<u>0.00</u>	<u>5,350.00</u>	<u>5,350.00</u>	<u>0.00</u>	<u>0.00</u>	<u>5,350.00</u>	
TOTAL 300 OTHER SERVICES & CHAR	49,932.35	65,370.00	65,370.00	37,670.39	10,074.04	66,489.00	

PROPOSED BUDGET WORKSHEET

AS OF: MARCH 31ST, 2024

11 -GENERAL FUND

31 LIBRARY

DEPARTMENT EXPENDITURES

DEPARTMENT EXPENDITURES	PRIOR YEAR	----- CURRENT YEAR -----			PROJECTED BALANCE	PROPOSED BUDGET
	ACTUAL	ORIGINAL	AMENDED	Y-T-D		
	2022-2023	BUDGET	BUDGET	ACTUAL		

400 CAPITAL OUTLAY

431-402 CAPITAL OUTLAY (TECH)	0.00	6,300.00	6,300.00	0.00	0.00	0.00
TOTAL 400 CAPITAL OUTLAY	0.00	6,300.00	6,300.00	0.00	0.00	0.00

TOTAL 31 LIBRARY	392,896.32	467,676.00	467,676.00	320,345.03	345,901.76	476,017.00
------------------	------------	------------	------------	------------	------------	------------

PROPOSED BUDGET WORKSHEET

AS OF: MARCH 31ST, 2024

11 -GENERAL FUND

57 ELECTRIC

DEPARTMENT EXPENDITURES

	PRIOR YEAR	----- CURRENT YEAR -----			PROJECTED	PROPOSED
	ACTUAL	ORIGINAL	AMENDED	Y-T-D		
	2022-2023	BUDGET	BUDGET	ACTUAL		

100 PERSONAL SERVICES

457-101	SALARIES	68,917.96	75,970.00	75,970.00	56,370.33	0.00	79,022.00
457-102	STANDBY	681.60	1,000.00	1,000.00	561.96	0.00	1,000.00
457-108	OVERTIME	215.60	0.00	0.00	754.52	0.00	0.00
457-111	CITY'S SHARE FICA	4,724.42	6,173.00	6,173.00	3,889.05	0.00	6,369.00
457-112	WORKMEN'S COMPENSATION	3,734.52	4,866.00	4,866.00	2,857.59	0.00	5,020.00
457-113	HEALTH INSURANCE	23,564.73	18,878.00	18,878.00	20,141.36	0.00	18,878.00
457-114	CITY RETIREMENT	5,704.81	6,456.00	6,456.00	4,677.37	0.00	6,661.00
457-118	LONGEVITY	1,460.00	1,710.00	1,710.00	780.00	0.00	1,976.00
457-120	EMPLOYEE FOOTWEAR	54.14	106.00	106.00	108.28	0.00	106.00
457-123	UNEMPLOYMENT	0.00	500.00	500.00	0.00	0.00	500.00
457-163	SEVERANCE PAY	<u>0.00</u>	<u>1,516.00</u>	<u>1,516.00</u>	<u>0.00</u>	<u>0.00</u>	<u>761.00</u>
TOTAL 100 PERSONAL SERVICES		109,057.78	117,175.00	117,175.00	90,140.46	0.00	120,293.00

200 MATERIAL & SUPPLIES

457-201	EXPANDABLE TOOLS	746.26	1,000.00	1,000.00	543.46	0.00	1,000.00
457-203	OFFICE SUPPLIES	27.36	100.00	100.00	132.73	0.00	100.00
457-204	PETROLEUM	2,396.11	2,600.00	2,600.00	2,447.61	0.00	2,500.00
457-206	SAFETY EQUIPMENT	323.15	450.00	450.00	57.64	0.00	450.00
457-214	MATERIALS AND SUPPLIES	<u>2,491.12</u>	<u>5,000.00</u>	<u>5,000.00</u>	<u>2,688.54</u>	<u>0.00</u>	<u>5,100.00</u>
TOTAL 200 MATERIAL & SUPPLIES		5,984.00	9,150.00	9,150.00	5,869.98	0.00	9,150.00

300 OTHER SERVICES & CHAR

457-311	CONTRACTUAL	5,906.85	5,000.00	5,000.00	4,266.00	0.00	5,000.00
457-314	MOTIVE MAINTENANCE	1,614.10	6,000.00	6,000.00	2,278.50	0.00	6,000.00
457-315	MAINTENANCE NON-MOTIVE	1,638.71	3,000.00	3,000.00	1,882.51	0.00	3,000.00
457-317	TECHNOLOGY HARDWARE	0.00	150.00	150.00	12.99	0.00	200.00
457-318	TECHNOLOGY SOFTWARE	150.00	300.00	300.00	300.00	0.00	300.00
457-322	RENTALS	0.00	250.00	250.00	0.00	0.00	250.00
457-334	MEDICAL	0.00	115.00	115.00	80.00	0.00	115.00
457-341	COMMUNICATIONS	609.22	610.00	610.00	464.46	0.00	610.00
457-348	ELECTRICITY	3,389.56	3,700.00	3,700.00	1,868.46	0.00	3,500.00
457-362	UNIFORMS	43.82	200.00	200.00	0.00	0.00	200.00
457-363	TRAVEL & TRAINING	103.84	1,500.00	1,500.00	392.00	0.00	1,500.00
457-364	DUES & MEMBERSHIPS	104.99	100.00	100.00	75.00	0.00	100.00
457-388	PCARD PURCHASES	<u>0.00</u>	<u>9,000.00</u>	<u>9,000.00</u>	<u>0.00</u>	<u>0.00</u>	<u>9,000.00</u>
TOTAL 300 OTHER SERVICES & CHAR		13,561.09	29,925.00	29,925.00	11,619.92	0.00	29,775.00

PROPOSED BUDGET WORKSHEET

AS OF: MARCH 31ST, 2024

11 -GENERAL FUND

57 ELECTRIC

DEPARTMENT EXPENDITURES

PRIOR YEAR

----- CURRENT YEAR -----

ACTUAL

ORIGINAL

AMENDED

Y-T-D

PROJECTED

PROPOSED

2022-2023

BUDGET

BUDGET

ACTUAL

BALANCE

BUDGET

400 CAPITAL OUTLAY

TOTAL

TOTAL 57 ELECTRIC

128,602.87

156,250.00

156,250.00

107,630.36

0.00

159,218.00

=====

=====

=====

=====

=====

=====

PROPOSED BUDGET WORKSHEET

AS OF: MARCH 31ST, 2024

11 -GENERAL FUND

58 EVENT COMPLEX

DEPARTMENT EXPENDITURES	PRIOR YEAR	----- CURRENT YEAR -----			PROJECTED BALANCE	PROPOSED BUDGET
	ACTUAL	ORIGINAL	AMENDED	Y-T-D		
	2022-2023	BUDGET	BUDGET	ACTUAL		
<u>100 PERSONAL SERVICES</u>						
458-101 SALARIES	36,469.79	37,256.00	37,256.00	27,294.84	0.00	70,672.00
458-106 PART-TIME	3,195.00	0.00	25,000.00	12,225.50	0.00	0.00
458-109 EDUCATION/CDL INCENTIVE	900.00	927.00	927.00	675.00	0.00	0.00
458-111 CITY'S SHARE FICA	2,701.81	2,907.00	2,907.00	2,815.68	0.00	5,448.00
458-112 WORKMEN'S COMPENSATION	1,771.32	2,291.00	2,291.00	1,345.41	0.00	4,294.00
458-113 HEALTH INSURANCE	13,211.05	14,056.00	14,056.00	11,613.50	0.00	13,936.00
458-114 CITY RETIREMENT	2,944.85	3,040.00	3,040.00	2,242.49	0.00	5,697.00
458-118 LONGEVITY	50.00	175.00	175.00	60.00	0.00	42.00
458-120 EMPLOYEE FOOTWEAR	54.14	54.00	54.00	108.28	0.00	54.00
458-123 UNEMPLOYMENT	0.00	500.00	500.00	0.00	0.00	500.00
458-163 SEVERANCE PAY	<u>0.00</u>	<u>67.00</u>	<u>67.00</u>	<u>0.00</u>	<u>0.00</u>	<u>0.00</u>
TOTAL 100 PERSONAL SERVICES	61,297.96	61,273.00	86,273.00	58,380.70	0.00	100,643.00
<u>200 MATERIAL &amp; SUPPLIES</u>						
458-201 EXPENDABLE TOOLS	419.38	750.00	750.00	162.37	0.00	750.00
458-202 JANITORIAL SUPPLIES	2,095.01	1,800.00	1,800.00	325.75	0.00	2,000.00
458-204 PETROLEUM	5,431.99	3,600.00	3,600.00	3,546.25	0.00	3,600.00
458-205 CHEMICALS/FERTILIZERS	1,116.61	1,000.00	1,000.00	2,124.52	0.00	2,000.00
458-206 SAFETY EQUIPMENT	264.67	500.00	500.00	231.38	0.00	500.00
458-214 MATERIALS AND SUPPLIES	<u>12,794.44</u>	<u>4,500.00</u>	<u>4,500.00</u>	<u>2,738.12</u>	<u>0.00</u>	<u>5,000.00</u>
TOTAL 200 MATERIAL & SUPPLIES	22,122.10	12,150.00	12,150.00	9,128.39	0.00	13,850.00
<u>300 OTHER SERVICES &amp; CHAR</u>						
458-314 MOTIVE MAINTENANCE	8,228.18	10,000.00	10,000.00	6,483.05	0.00	10,000.00
458-315 MAINTENANCE NON-MOTIVE	10,570.17	7,500.00	7,500.00	6,312.79	0.00	7,500.00
458-322 RENTALS	0.00	500.00	500.00	0.00	0.00	500.00
458-334 MEDICAL	117.08	150.00	150.00	0.00	0.00	150.00
458-347 NATURAL GAS	8,810.20	11,500.00	11,500.00	5,621.78	0.00	11,500.00
458-348 ELECTRICITY	39,667.87	31,000.00	31,000.00	21,643.12	0.00	31,000.00
458-362 UNIFORMS	0.00	200.00	200.00	0.00	0.00	200.00
458-363 TRAVEL & TRAINING	1.72	150.00	150.00	0.00	0.00	150.00
458-388 PCARD PURCHASES	<u>0.00</u>	<u>1,000.00</u>	<u>1,000.00</u>	<u>0.00</u>	<u>0.00</u>	<u>1,000.00</u>
TOTAL 300 OTHER SERVICES & CHAR	67,395.22	62,000.00	62,000.00	40,060.74	0.00	62,000.00
<u>400 CAPITAL OUTLAY</u>						
TOTAL						
TOTAL 58 EVENT COMPLEX	150,815.28	135,423.00	160,423.00	107,569.83	0.00	176,493.00

PROPOSED BUDGET WORKSHEET

AS OF: MARCH 31ST, 2024

11 -GENERAL FUND

59 SPORTS & RECREATION

DEPARTMENT EXPENDITURES

DEPARTMENT EXPENDITURES	PRIOR YEAR	----- CURRENT YEAR -----				PROJECTED BALANCE	PROPOSED BUDGET
	ACTUAL	ORIGINAL	AMENDED	Y-T-D			
	2022-2023	BUDGET	BUDGET	ACTUAL			
<u>100 PERSONAL SERVICES</u>							
459-101 SALARIES	226,768.38	293,145.00	293,145.00	161,444.69	44,554.64	259,952.00	
459-105 FURLOUGH SAVINGS	0.00	0.00	0.00	0.00	91,419.43	0.00	
459-106 PART TIME	26,588.75	17,000.00	17,000.00	17,342.38	0.00	17,000.00	
459-108 OVERTIME	14,403.40	10,000.00	10,000.00	8,412.96	12,849.46	10,000.00	
459-111 CITY'S SHARE FICA	19,727.09	24,996.00	24,996.00	13,146.40	11,154.69	22,546.00	
459-112 WORKMEN'S COMPENSATION	15,396.12	19,702.00	19,702.00	11,570.04	5,037.33	17,772.00	
459-113 HEALTH INSURANCE	64,661.58	87,679.00	87,679.00	57,597.72	12,139.07	86,659.00	
459-114 CITY RETIREMENT	20,361.26	24,779.00	24,779.00	14,208.38	3,600.52	22,218.00	
459-118 LONGEVITY	3,460.00	2,915.00	2,915.00	1,210.00	0.00	3,390.00	
459-120 EMPLOYEE FOOTWEAR	433.12	433.00	433.00	433.12	0.00	433.00	
459-123 UNEMPLOYMENT	917.26	500.00	500.00	0.00	0.00	500.00	
459-161 CELL PHONE STIPEND	455.00	420.00	420.00	630.00	0.00	840.00	
459-163 SEVERANCE PAY	<u>0.00</u>	<u>3,180.00</u>	<u>3,180.00</u>	<u>0.00</u>	<u>0.00</u>	<u>3,878.00</u>	
TOTAL 100 PERSONAL SERVICES	393,171.96	484,749.00	484,749.00	285,995.69	180,755.14	445,188.00	
<u>200 MATERIAL &amp; SUPPLIES</u>							
459-201 EXPENDABLE TOOLS	6,332.23	5,000.00	5,000.00	1,448.07	1,067.64	3,000.00	
459-202 JANITORIAL SUPPLIES	5,905.28	4,000.00	4,000.00	2,474.66	1,791.40	4,000.00	
459-203 OFFICE SUPPLIES	1,993.84	1,200.00	1,200.00	819.96	478.56	1,200.00	
459-204 PETROLEUM	5,652.54	5,000.00	5,000.00	3,281.14	423.00	5,000.00	
459-205 CHEMICALS/FERTILIZERS	33,802.29	34,000.00	34,000.00	16,991.67	167.95	30,000.00	
459-206 SAFETY EQUIPMENT	3,374.11	1,600.00	1,600.00	1,344.24	290.92	1,600.00	
459-213 POOL OPERATING SUPPLIES	0.00	0.00	0.00	0.00	8,238.45	0.00	
459-214 MATERIALS AND SUPPLIES	<u>52,425.43</u>	<u>45,000.00</u>	<u>45,000.00</u>	<u>26,130.35</u>	<u>1,644.21</u>	<u>45,000.00</u>	
TOTAL 200 MATERIAL & SUPPLIES	109,485.72	95,800.00	95,800.00	52,490.09	14,102.13	89,800.00	
<u>300 OTHER SERVICES &amp; CHAR</u>							
459-311 CONTRACTUAL	33,912.98	35,000.00	35,000.00	28,680.95	75.31	34,000.00	
459-314 MOTIVE MAINTENANCE	15,834.74	8,000.00	8,000.00	5,920.14	96.25	8,000.00	
459-315 MAINTENANCE NON-MOTIVE	22,715.73	19,000.00	19,000.00	43,617.50	327.72	39,000.00	
459-317 TECHNOLOGY HARDWARE	214.34	950.00	950.00	29.88	0.00	950.00	
459-318 TECHNOLOGY SOFTWARE	450.00	1,050.00	1,050.00	774.94	0.00	1,150.00	
459-322 RENTALS	2,880.00	3,000.00	3,000.00	1,804.00	0.00	2,000.00	
459-334 MEDICAL	1,601.18	1,000.00	1,000.00	492.43	3,365.25	1,000.00	
459-341 COMMUNICATIONS	3,008.88	2,060.00	2,060.00	1,141.05	5,879.26	2,676.00	
459-347 NATURAL GAS	17,018.12	21,000.00	21,000.00	10,413.28	6,281.44	21,000.00	
459-348 ELECTRICITY	65,607.09	59,000.00	59,000.00	43,665.58	57,884.92	59,000.00	
459-362 UNIFORMS	871.18	900.00	900.00	814.76	804.33	900.00	
459-363 TRAVEL & TRAINING	335.27	2,000.00	2,000.00	135.45	3,275.79	2,000.00	
459-364 DUES & MEMBERSHIPS	0.00	250.00	250.00	165.00	0.00	250.00	
459-387 PROJECTS/EVENTS	4,926.14	14,100.00	14,100.00	6,991.06	0.00	14,100.00	
459-388 PCARD PURCHASES	0.00	6,000.00	6,000.00	0.00	0.00	6,000.00	
459-391 CONCESSIONS	<u>0.00</u>	<u>0.00</u>	<u>0.00</u>	<u>0.00</u>	<u>14,145.18</u>	<u>0.00</u>	
TOTAL 300 OTHER SERVICES & CHAR	169,375.65	173,310.00	173,310.00	144,646.02	92,135.45	192,026.00	



PROPOSED BUDGET WORKSHEET

AS OF: MARCH 31ST, 2024

11 -GENERAL FUND

60 CONSTRUCTION

DEPARTMENT EXPENDITURES

	PRIOR YEAR	----- CURRENT YEAR -----			PROJECTED	PROPOSED
	ACTUAL	ORIGINAL	AMENDED	Y-T-D		
	2022-2023	BUDGET	BUDGET	ACTUAL		

100 PERSONAL SERVICES

460-101	SALARIES	68,514.36	76,248.00	76,248.00	54,613.85	87,334.45	79,303.00
460-102	STANDBY	0.00	500.00	500.00	0.00	306.23	500.00
460-103	SICK LEAVE BUY BACK	0.00	960.00	960.00	0.00	0.00	0.00
460-108	OVERTIME	0.00	2,000.00	2,000.00	0.00	2,900.33	2,000.00
460-111	CITY'S SHARE FICA	5,615.07	6,577.00	6,577.00	4,174.29	6,992.84	6,736.00
460-112	WORKMEN'S COMPENSATION	4,032.48	5,184.00	5,184.00	3,044.34	4,433.59	5,309.00
460-113	HEALTH INSURANCE	13,859.76	15,342.00	15,342.00	10,934.34	20,593.66	15,102.00
460-114	CITY RETIREMENT	6,200.68	6,878.00	6,878.00	4,601.62	7,603.34	7,044.00
460-118	LONGEVITY	4,950.00	5,346.00	5,346.00	2,590.00	3,371.74	5,325.00
460-123	UNEMPLOYMENT	0.00	500.00	500.00	0.00	0.00	500.00
460-161	CELL PHONE STIPEND	420.00	420.00	420.00	315.00	0.00	420.00
460-163	SEVERANCE PAY	<u>0.00</u>	<u>420.00</u>	<u>420.00</u>	<u>0.00</u>	<u>0.00</u>	<u>420.00</u>
TOTAL	100 PERSONAL SERVICES	103,592.35	120,375.00	120,375.00	80,273.44	133,536.18	122,659.00

200 MATERIAL & SUPPLIES

460-201	EXPENDABLE TOOLS	843.45	900.00	900.00	704.11	819.96	900.00
460-203	OFFICE SUPPLIES	41.75	100.00	100.00	26.18	14.76	100.00
460-204	PETROLEUM	3,815.77	3,500.00	3,500.00	1,919.13	4,387.50	3,500.00
460-206	SAFETY EQUIPMENT	366.57	600.00	600.00	43.10	666.34	400.00
460-214	MATERIALS AND SUPPLIES	<u>672.71</u>	<u>3,200.00</u>	<u>3,200.00</u>	<u>1,140.23</u>	<u>1,199.14</u>	<u>3,000.00</u>
TOTAL	200 MATERIAL & SUPPLIES	5,740.25	8,300.00	8,300.00	3,832.75	7,087.70	7,900.00

300 OTHER SERVICES & CHAR

460-314	MOTIVE MAINTENANCE	2,143.23	3,500.00	3,500.00	2,292.59	2,706.16	3,500.00
460-315	MAINTENANCE NON-MOTIVE	93.60	500.00	500.00	625.00	0.00	600.00
460-317	TECHNOLOGY HARDWARE	0.00	100.00	100.00	0.00	0.00	100.00
460-318	TECHNOLOGY SOFTWARE	150.00	150.00	150.00	150.00	0.00	150.00
460-322	RENTALS	60.00	200.00	200.00	0.00	0.00	200.00
460-334	MEDICAL	0.00	150.00	150.00	0.00	0.00	150.00
460-341	COMMUNICATIONS	0.00	230.00	230.00	0.00	0.00	432.00
460-362	UNIFORMS	133.25	200.00	200.00	346.25	1,694.62	300.00
460-363	TRAVEL & TRAINING	19.25	100.00	100.00	173.79	73.12	200.00
460-364	DUES & MEMBERSHIPS	92.00	100.00	100.00	92.00	464.79	0.00
460-388	PCARD PURCHASES	<u>0.00</u>	<u>1,250.00</u>	<u>1,250.00</u>	<u>0.00</u>	<u>0.00</u>	<u>1,250.00</u>
TOTAL	300 OTHER SERVICES & CHAR	2,691.33	6,480.00	6,480.00	3,679.63	4,938.69	6,882.00

400 CAPITAL OUTLAY

TOTAL	60 CONSTRUCTION	112,023.93	135,155.00	135,155.00	87,785.82	145,562.57	137,441.00
-------	-----------------	------------	------------	------------	-----------	------------	------------

PROPOSED BUDGET WORKSHEET

AS OF: MARCH 31ST, 2024

11 -GENERAL FUND

62 PARK

DEPARTMENT EXPENDITURES	PRIOR YEAR	----- CURRENT YEAR -----				PROJECTED BALANCE	PROPOSED BUDGET
	ACTUAL	ORIGINAL	AMENDED	Y-T-D			
	2022-2023	BUDGET	BUDGET	ACTUAL			
<u>100 PERSONAL SERVICES</u>							
462-101 SALARIES	204,115.57	220,324.00	220,324.00	157,674.47	162,857.03	238,623.00	
462-102 STANDBY	1,087.24	750.00	750.00	470.52	685.68	750.00	
462-106 PART-TIME	12,546.69	12,325.00	12,325.00	9,862.88	12,268.62	12,325.00	
462-108 OVERTIME	1,406.52	6,500.00	6,500.00	2,179.44	5,390.26	6,500.00	
462-109 EDUCATION/CDL INCENTIVE	900.00	900.00	900.00	675.00	850.02	900.00	
462-111 CITY'S SHARE FICA	16,970.99	19,087.00	19,087.00	12,471.16	13,735.99	20,548.00	
462-112 WORKMEN'S COMPENSATION	11,673.24	15,045.00	15,045.00	8,835.21	8,489.54	16,197.00	
462-113 HEALTH INSURANCE	53,659.94	60,823.00	60,823.00	52,343.11	53,471.98	59,833.00	
462-114 CITY RETIREMENT	15,343.73	19,960.00	19,960.00	13,330.68	13,933.68	21,488.00	
462-118 LONGEVITY	5,940.00	6,736.00	6,736.00	3,250.00	2,110.88	7,571.00	
462-120 EMPLOYEE FOOTWEAR	378.98	430.00	430.00	433.12	0.00	430.00	
462-123 UNEMPLOYMENT	0.00	500.00	500.00	0.00	0.00	500.00	
462-161 CELL PHONE STIPEND	875.00	1,260.00	1,260.00	945.00	0.00	1,260.00	
462-163 SEVERANCE PAY	<u>0.00</u>	<u>2,367.00</u>	<u>2,367.00</u>	<u>0.00</u>	<u>0.00</u>	<u>2,336.00</u>	
TOTAL 100 PERSONAL SERVICES	324,897.90	367,007.00	367,007.00	262,470.59	273,793.68	389,261.00	
<u>200 MATERIAL &amp; SUPPLIES</u>							
462-201 EXPENDABLE TOOLS	2,036.07	2,500.00	2,500.00	2,381.68	505.11	3,500.00	
462-202 JANITORIAL SUPPLIES	3,154.23	3,200.00	3,200.00	2,433.12	1,652.13	3,200.00	
462-203 OFFICE SUPPLIES	457.92	500.00	500.00	412.21	594.07	2,000.00	
462-204 PETROLEUM	9,043.84	8,500.00	8,500.00	7,328.69	9,501.00	9,000.00	
462-205 CHEMICALS/FERTILIZERS	10,458.29	12,000.00	12,000.00	6,795.88	862.50	14,000.00	
462-206 SAFETY EQUIPMENT	2,635.48	2,700.00	2,700.00	2,023.69	1,779.63	2,700.00	
462-209 OTHER OPERATING SUPPLIES	0.00	0.00	0.00	0.00	209.04	0.00	
462-213 POOL OPERATING SUPPLIES	52,764.53	63,600.00	63,600.00	38,297.77	0.00	108,850.00	
462-214 MATERIALS AND SUPPLIES	<u>28,053.45</u>	<u>25,000.00</u>	<u>25,000.00</u>	<u>18,751.81</u>	<u>5,872.15</u>	<u>31,000.00</u>	
TOTAL 200 MATERIAL & SUPPLIES	108,603.81	118,000.00	118,000.00	78,424.85	20,975.63	174,250.00	
<u>300 OTHER SERVICES &amp; CHAR</u>							
462-311 CONTRACTUAL	44,077.60	60,000.00	75,000.00	34,203.50	82.50	70,000.00	
462-314 MOTIVE MAINTENANCE	5,497.70	5,500.00	5,500.00	3,686.30	588.67	5,500.00	
462-315 MAINTENANCE NON-MOTIVE	21,210.03	43,650.00	43,650.00	35,365.79	8,904.51	91,000.00	
462-317 TECHNOLOGY HARDWARE	209.92	320.00	320.00	221.93	0.00	350.00	
462-318 TECHNOLOGY SOFTWARE	222.00	260.00	260.00	251.99	0.00	252.00	
462-322 RENTALS	2,190.00	2,200.00	2,200.00	1,644.00	0.00	3,000.00	
462-334 MEDICAL	0.00	500.00	500.00	117.08	485.25	500.00	
462-341 COMMUNICATIONS	1,727.55	1,990.00	1,990.00	1,066.83	9,604.51	2,192.00	
462-347 NATURAL GAS	8,035.20	9,000.00	9,000.00	4,822.92	10,418.44	7,500.00	
462-348 ELECTRICITY	54,889.46	64,000.00	64,000.00	38,258.68	10,236.09	54,000.00	
462-349 LAKE SERVICES	6,362.50	6,400.00	6,400.00	4,000.00	0.00	12,000.00	
462-362 UNIFORMS	585.50	600.00	600.00	218.75	3,775.27	600.00	
462-363 TRAVEL & TRAINING	564.76	700.00	700.00	1,391.42	83.11	1,500.00	
462-364 DUES & MEMBERSHIPS	211.25	350.00	350.00	0.00	326.79	350.00	
462-388 PCARD PURCHASES	<u>0.00</u>	<u>4,750.00</u>	<u>4,750.00</u>	<u>0.00</u>	<u>0.00</u>	<u>4,750.00</u>	
TOTAL 300 OTHER SERVICES & CHAR	145,783.47	200,220.00	215,220.00	125,249.19	44,505.14	253,494.00	



PROPOSED BUDGET WORKSHEET

AS OF: MARCH 31ST, 2024

11 -GENERAL FUND

63 CEMETERY

DEPARTMENT EXPENDITURES	PRIOR YEAR	----- CURRENT YEAR -----				PROJECTED BALANCE	PROPOSED BUDGET
	ACTUAL	ORIGINAL	AMENDED	Y-T-D			
	2022-2023	BUDGET	BUDGET	ACTUAL			
<u>100 PERSONAL SERVICES</u>							
463-101 SALARIES	66,716.13	71,813.00	71,813.00	55,288.30	47,063.90	77,529.00	
463-102 STANDBY	2,418.08	2,000.00	2,000.00	2,582.76	1,476.27	2,000.00	
463-106 PART-TIME	13,105.00	15,532.00	15,532.00	5,297.50	0.00	27,868.00	
463-108 OVERTIME	1,411.64	2,000.00	2,000.00	1,039.67	1,618.18	2,000.00	
463-109 EDUCATION/CDL INCENTIVE	0.00	0.00	0.00	0.00	566.68	0.00	
463-111 CITY'S SHARE FICA	6,028.24	7,167.00	7,167.00	4,534.62	3,995.02	8,588.00	
463-112 WORKMEN'S COMPENSATION	4,196.52	5,649.00	5,649.00	3,317.40	2,656.82	6,770.00	
463-113 HEALTH INSURANCE	14,270.84	21,309.00	21,309.00	13,733.00	9,781.80	20,949.00	
463-114 CITY RETIREMENT	5,673.21	7,495.00	7,495.00	4,674.33	4,306.25	8,981.00	
463-118 LONGEVITY	670.00	937.00	937.00	430.00	2,819.23	1,196.00	
463-120 EMPLOYEE FOOTWEAR	162.42	162.00	162.00	162.42	0.00	162.00	
463-123 UNEMPLOYMENT	0.00	500.00	500.00	0.00	0.00	500.00	
463-161 CELL PHONE STIPEND	420.00	420.00	420.00	315.00	0.00	420.00	
463-163 SEVERANCE PAY	0.00	899.00	899.00	0.00	0.00	1,173.00	
TOTAL 100 PERSONAL SERVICES	115,072.08	135,883.00	135,883.00	91,375.00	74,284.15	158,136.00	
<u>200 MATERIAL &amp; SUPPLIES</u>							
463-201 EXPENDABLE TOOLS	624.63	700.00	700.00	489.04	460.71	700.00	
463-202 JANITORIAL SUPPLIES	1,378.48	1,200.00	1,200.00	916.86	343.47	1,200.00	
463-203 OFFICE SUPPLIES	348.88	400.00	400.00	385.57	221.98	400.00	
463-204 PETROLEUM	5,551.66	5,000.00	5,000.00	3,745.30	4,011.00	5,200.00	
463-205 CHEMICALS/FERTILIZERS	64.33	5,300.00	5,300.00	5,095.85	15,647.34	17,000.00	
463-206 SAFETY EQUIPMENT	1,310.65	1,600.00	1,600.00	973.59	605.35	1,600.00	
463-214 MATERIALS AND SUPPLIES	3,771.96	4,500.00	4,500.00	3,478.72	2,127.06	5,800.00	
TOTAL 200 MATERIAL & SUPPLIES	13,050.59	18,700.00	18,700.00	15,084.93	23,416.91	31,900.00	
<u>300 OTHER SERVICES &amp; CHAR</u>							
463-311 CONTRACTUAL	17,332.62	24,000.00	24,000.00	12,650.00	75.31	20,000.00	
463-314 MOTIVE MAINTENANCE	7,074.07	3,000.00	3,000.00	1,466.51	1,754.79	4,000.00	
463-315 MAINTENANCE NON-MOTIVE	4,602.65	6,000.00	6,000.00	4,096.19	0.00	54,200.00	
463-317 TECHNOLOGY HARDWARE	422.92	350.00	350.00	156.54	0.00	350.00	
463-318 TECHNOLOGY SOFTWARE	390.00	490.00	490.00	390.00	0.00	390.00	
463-322 RENTALS	0.00	0.00	0.00	0.00	0.00	3,500.00	
463-334 MEDICAL	62.58	300.00	300.00	267.16	0.00	300.00	
463-341 COMMUNICATIONS	1,093.05	1,090.00	1,090.00	827.41	971.47	1,090.00	
463-347 NATURAL GAS	1,960.28	2,400.00	2,400.00	1,077.13	1,543.86	2,400.00	
463-348 ELECTRICITY	2,749.43	3,200.00	3,200.00	2,145.43	2,108.43	3,200.00	
463-362 UNIFORMS	163.10	200.00	200.00	173.38	1,302.60	200.00	
463-363 TRAVEL & TRAINING	26.09	200.00	200.00	461.25	0.00	700.00	
463-364 DUES & MEMBERSHIPS	0.00	150.00	150.00	0.00	50.79	150.00	
463-388 PCARD PURCHASES	0.00	750.00	750.00	0.00	0.00	750.00	
TOTAL 300 OTHER SERVICES & CHAR	35,876.79	42,130.00	42,130.00	23,711.00	7,807.25	91,230.00	

PROPOSED BUDGET WORKSHEET

AS OF: MARCH 31ST, 2024

11 -GENERAL FUND

63 CEMETERY

DEPARTMENT EXPENDITURES

PRIOR YEAR

----- CURRENT YEAR -----

ACTUAL  
2022-2023

ORIGINAL  
BUDGET

AMENDED  
BUDGET

Y-T-D  
ACTUAL

PROJECTED  
BALANCE

PROPOSED  
BUDGET

400 CAPITAL OUTLAY

TOTAL

TOTAL 63 CEMETERY

163,999.46

196,713.00

196,713.00

130,170.93

105,508.31

281,266.00

=====

=====

=====

=====

=====

=====

PROPOSED BUDGET WORKSHEET

AS OF: MARCH 31ST, 2024

11 -GENERAL FUND

64 STREET

DEPARTMENT EXPENDITURES	PRIOR YEAR	----- CURRENT YEAR -----				PROJECTED BALANCE	PROPOSED BUDGET
	ACTUAL	ORIGINAL	AMENDED	Y-T-D			
	2022-2023	BUDGET	BUDGET	ACTUAL			
<u>100 PERSONAL SERVICES</u>							
464-101 SALARIES	298,052.53	321,424.00	321,424.00	235,259.53	374,785.44	331,272.00	
464-102 STANDBY	1,107.56	6,000.00	6,000.00	705.28	5,351.75	6,000.00	
464-103 SICK LEAVE BUY BACK	1,720.08	2,049.00	2,049.00	0.00	0.00	1,080.00	
464-106 PART-TIME	705.48	12,960.00	12,960.00	0.00	9,459.66	12,960.00	
464-108 OVERTIME	197.27	4,000.00	4,000.00	419.91	6,697.01	4,000.00	
464-109 EDUCATION/CDL INCENTIVE	2,775.00	2,700.00	2,700.00	2,025.00	1,912.54	2,700.00	
464-111 CITY'S SHARE FICA	23,336.74	27,703.00	27,703.00	17,707.29	30,913.75	28,469.00	
464-112 WORKMEN'S COMPENSATION	16,495.92	21,837.00	21,837.00	12,823.74	19,024.92	22,440.00	
464-113 HEALTH INSURANCE	63,685.18	68,333.00	68,333.00	54,809.39	89,861.30	67,373.00	
464-114 CITY RETIREMENT	25,774.41	28,971.00	28,971.00	19,588.39	32,387.20	29,772.00	
464-118 LONGEVITY	10,880.00	12,164.00	12,164.00	5,810.00	13,855.32	12,698.00	
464-120 EMPLOYEE FOOTWEAR	378.98	379.00	379.00	433.12	0.00	379.00	
464-123 UNEMPLOYMENT	0.00	500.00	500.00	0.00	0.00	500.00	
464-161 CELL PHONE STIPEND	840.00	840.00	840.00	630.00	0.00	840.00	
464-163 SEVERANCE PAY	<u>0.00</u>	<u>3,039.00</u>	<u>3,039.00</u>	<u>0.00</u>	<u>0.00</u>	<u>3,635.00</u>	
TOTAL 100 PERSONAL SERVICES	445,949.15	512,899.00	512,899.00	350,211.65	584,248.89	524,118.00	
<u>200 MATERIAL &amp; SUPPLIES</u>							
464-201 EXPENDABLE TOOLS	3,739.66	3,500.00	3,500.00	4,019.82	10,568.82	6,000.00	
464-202 JANITORIAL SUPPLIES	1,971.75	2,200.00	2,200.00	603.64	0.00	2,700.00	
464-203 OFFICE SUPPLIES	486.70	500.00	500.00	84.91	308.94	1,000.00	
464-204 PETROLEUM	29,683.27	30,000.00	30,000.00	23,758.52	35,383.50	35,000.00	
464-205 CHEMICALS/FERTILIZERS	2,713.91	2,500.00	2,500.00	2,143.53	0.00	3,500.00	
464-206 SAFETY EQUIPMENT	2,278.61	3,000.00	3,000.00	1,301.50	2,970.31	3,500.00	
464-209 OTHER OPERATING SUPPLIES	0.00	0.00	0.00	0.00	644.10	0.00	
464-210 WILLIAM S KEY-EQUIP/REPAIRS	0.00	0.00	0.00	0.00	8,040.03	0.00	
464-214 MATERIALS AND SUPPLIES	<u>87,809.83</u>	<u>100,000.00</u>	<u>100,000.00</u>	<u>51,909.73</u>	<u>71,858.74</u>	<u>115,000.00</u>	
TOTAL 200 MATERIAL & SUPPLIES	128,683.73	141,700.00	141,700.00	83,821.65	129,774.44	166,700.00	
<u>300 OTHER SERVICES &amp; CHAR</u>							
464-311 CONTRACTUAL	12,866.60	45,000.00	45,000.00	19,498.50	0.00	50,000.00	
464-314 MOTIVE MAINTENANCE	44,018.73	30,000.00	30,000.00	25,034.07	73,442.46	40,000.00	
464-315 MAINTENANCE NON-MOTIVE	32,878.63	30,000.00	30,000.00	26,284.59	15,000.21	45,000.00	
464-317 TECHNOLOGY HARDWARE	0.00	100.00	100.00	0.00	0.00	100.00	
464-318 TECHNOLOGY SOFTWARE	400.00	500.00	500.00	410.00	0.00	260.00	
464-322 RENTALS	241.54	5,000.00	5,000.00	260.00	45.00	5,000.00	
464-334 MEDICAL	31.00	250.00	250.00	80.00	155.25	250.00	
464-341 COMMUNICATIONS	1,001.30	780.00	780.00	765.93	2,469.15	982.00	
464-362 UNIFORMS	351.56	750.00	750.00	0.00	7,837.87	1,000.00	
464-363 TRAVEL & TRAINING	21.07	3,000.00	3,000.00	0.00	292.75	3,000.00	
464-364 DUES & MEMBERSHIPS	0.00	300.00	300.00	150.00	125.80	300.00	
464-388 PCARD PURCHASES	<u>0.00</u>	<u>4,050.00</u>	<u>4,050.00</u>	<u>0.00</u>	<u>0.00</u>	<u>4,050.00</u>	
TOTAL 300 OTHER SERVICES & CHAR	91,810.43	119,730.00	119,730.00	72,483.09	99,368.49	149,942.00	



PROPOSED BUDGET WORKSHEET

AS OF: MARCH 31ST, 2024

11 -GENERAL FUND

67 BUILDING MAINTENANCE

DEPARTMENT EXPENDITURES

DEPARTMENT EXPENDITURES	PRIOR YEAR	----- CURRENT YEAR -----				PROJECTED BALANCE	PROPOSED BUDGET
	ACTUAL	ORIGINAL	AMENDED	Y-T-D			
	2022-2023	BUDGET	BUDGET	ACTUAL			
<u>100 PERSONAL SERVICES</u>							
467-101 SALARIES	253,020.57	275,127.00	275,127.00	190,081.64	168,608.36	294,109.00	
467-102 STANDBY	1,740.00	2,500.00	2,500.00	1,848.44	1,951.64	2,500.00	
467-103 SICK LEAVE BUY BACK	820.31	881.00	881.00	0.00	0.00	948.00	
467-106 PART-TIME	9,057.50	8,000.00	8,000.00	6,300.24	8,896.87	8,000.00	
467-108 OVERTIME	3,545.35	2,000.00	2,000.00	3,163.75	1,445.34	2,000.00	
467-111 CITY'S SHARE FICA	20,240.36	22,841.00	22,841.00	14,680.25	13,374.12	24,426.00	
467-112 WORKMEN'S COMPENSATION	13,931.88	18,004.00	18,004.00	10,572.84	8,820.60	19,254.00	
467-113 HEALTH INSURANCE	56,006.02	60,244.00	60,244.00	48,166.38	60,344.32	59,194.00	
467-114 CITY RETIREMENT	21,827.75	23,885.00	23,885.00	15,904.15	14,090.07	25,544.00	
467-118 LONGEVITY	5,620.00	6,705.00	6,705.00	3,030.00	1,062.52	7,790.00	
467-120 EMPLOYEE FOOTWEAR	487.26	487.00	487.00	433.12	0.00	487.00	
467-123 UNEMPLOYMENT	0.00	500.00	500.00	0.00	2,753.82	500.00	
467-161 CELL PHONE STIPEND	840.00	840.00	840.00	630.00	0.00	840.00	
467-163 SEVERANCE PAY	<u>0.00</u>	<u>2,856.00</u>	<u>2,856.00</u>	<u>0.00</u>	<u>0.00</u>	<u>3,451.00</u>	
TOTAL 100 PERSONAL SERVICES	387,137.00	424,870.00	424,870.00	294,810.81	281,347.66	449,043.00	
<u>200 MATERIAL &amp; SUPPLIES</u>							
467-201 EXPENDABLE TOOLS	3,085.68	3,000.00	3,000.00	2,406.65	2,832.48	3,000.00	
467-202 JANITORIAL SUPPLIES	9,514.78	10,000.00	10,000.00	5,766.30	7,037.29	10,000.00	
467-203 OFFICE SUPPLIES	558.59	650.00	650.00	647.15	121.12	650.00	
467-204 PETROLEUM	7,429.07	7,000.00	7,000.00	4,627.46	4,626.00	7,000.00	
467-205 CHEMICALS/FERTILIZERS	1,794.58	1,800.00	1,800.00	663.54	708.85	1,800.00	
467-206 SAFETY EQUIPMENT	890.78	1,350.00	1,350.00	548.93	804.27	1,350.00	
467-209 OTHER OPERATING SUPPLIES	0.00	0.00	0.00	0.00	4,682.26	0.00	
467-214 MATERIALS AND SUPPLIES	<u>34,228.61</u>	<u>30,000.00</u>	<u>30,000.00</u>	<u>12,751.14</u>	<u>23,887.14</u>	<u>30,000.00</u>	
TOTAL 200 MATERIAL & SUPPLIES	57,502.09	53,800.00	53,800.00	27,411.17	44,699.41	53,800.00	
<u>300 OTHER SERVICES &amp; CHAR</u>							
467-311 CONTRACTUAL	0.00	1,150.00	1,150.00	0.00	0.00	1,150.00	
467-314 MOTIVE MAINTENANCE	2,752.35	2,750.00	2,750.00	4,272.60	123.13	2,750.00	
467-315 MAINTENANCE NON-MOTIVE	48,455.51	50,000.00	50,000.00	5,411.06	16,618.26	50,000.00	
467-317 TECHNOLOGY HARDWARE	179.00	250.00	250.00	208.87	0.00	250.00	
467-318 TECHNOLOGY SOFTWARE	300.00	300.00	300.00	300.00	0.00	300.00	
467-334 MEDICAL	295.08	300.00	300.00	283.16	482.25	300.00	
467-341 COMMUNICATIONS	0.00	230.00	230.00	0.00	3,308.67	432.00	
467-347 NATURAL GAS	2,280.48	3,000.00	3,000.00	738.34	698.64	3,000.00	
467-362 UNIFORMS	827.07	700.00	700.00	583.32	3,575.80	700.00	
467-363 TRAVEL & TRAINING	194.26	600.00	600.00	640.34	534.37	600.00	
467-364 DUES & MEMBERSHIPS	92.00	800.00	800.00	0.00	0.00	800.00	
467-388 PCARD PURCHASES	<u>0.00</u>	<u>4,900.00</u>	<u>4,900.00</u>	<u>0.00</u>	<u>0.00</u>	<u>4,900.00</u>	
TOTAL 300 OTHER SERVICES & CHAR	55,375.75	64,980.00	64,980.00	12,437.69	25,341.12	65,182.00	



PROPOSED BUDGET WORKSHEET

AS OF: MARCH 31ST, 2024

11 -GENERAL FUND

68 FLEET MANAGEMENT

DEPARTMENT EXPENDITURES

DEPARTMENT EXPENDITURES	PRIOR YEAR	CURRENT YEAR			PROJECTED BALANCE	PROPOSED BUDGET
	ACTUAL	ORIGINAL	AMENDED	Y-T-D		
	2022-2023	BUDGET	BUDGET	ACTUAL		
<u>100 PERSONAL SERVICES</u>						
468-101 SALARIES	116,944.86	140,370.00	140,370.00	100,979.40	85,152.96	147,487.00
468-103 SICK LEAVE BUY BACK	1,081.44	1,159.00	1,159.00	0.00	0.00	1,250.00
468-108 OVERTIME	125.33	2,500.00	2,500.00	0.00	1,464.44	2,500.00
468-111 CITY'S SHARE FICA	9,012.51	11,297.00	11,297.00	7,401.13	6,333.37	11,897.00
468-112 WORKMEN'S COMPENSATION	7,031.52	8,905.00	8,905.00	5,229.45	4,452.74	9,377.00
468-113 HEALTH INSURANCE	23,999.71	35,430.00	35,430.00	18,325.90	27,417.76	34,950.00
468-114 CITY RETIREMENT	10,124.56	11,814.00	11,814.00	8,196.58	7,311.27	12,441.00
468-118 LONGEVITY	2,370.00	2,482.00	2,482.00	1,160.00	2,819.23	2,985.00
468-120 EMPLOYEE FOOTWEAR	216.56	217.00	217.00	216.56	0.00	217.00
468-123 UNEMPLOYMENT	0.00	500.00	500.00	0.00	0.00	500.00
468-161 CELL PHONE STIPEND	420.00	420.00	420.00	315.00	0.00	420.00
468-163 SEVERANCE PAY	<u>0.00</u>	<u>664.00</u>	<u>664.00</u>	<u>0.00</u>	<u>0.00</u>	<u>790.00</u>
TOTAL 100 PERSONAL SERVICES	171,326.49	215,758.00	215,758.00	141,824.02	134,951.77	224,814.00
<u>200 MATERIAL &amp; SUPPLIES</u>						
468-201 EXPENDABLE TOOLS	915.37	1,700.00	1,700.00	965.09	2,064.30	1,700.00
468-203 OFFICE SUPPLIES	202.03	250.00	250.00	146.95	937.27	250.00
468-204 PETROLEUM	19,391.47	18,000.00	18,000.00	13,885.05	19,976.38	18,000.00
468-206 SAFETY EQUIPMENT	960.78	1,000.00	1,000.00	821.40	555.21	1,000.00
468-214 MATERIALS AND SUPPLIES	<u>7,392.22</u>	<u>5,000.00</u>	<u>5,000.00</u>	<u>8,289.86</u>	<u>1,624.56</u>	<u>7,000.00</u>
TOTAL 200 MATERIAL & SUPPLIES	28,861.87	25,950.00	25,950.00	24,108.35	25,157.72	27,950.00
<u>300 OTHER SERVICES &amp; CHAR</u>						
468-311 CONTRACTUAL	392.29	1,000.00	1,000.00	0.00	1,999.53	1,000.00
468-314 MOTIVE MAINTENANCE	5,643.80	4,300.00	4,300.00	2,348.09	4,010.80	4,000.00
468-315 MAINTENANCE NON-MOTIVE	8,206.37	2,000.00	2,000.00	2,974.20	0.00	2,500.00
468-317 TECHNOLOGY HARDWARE	0.00	100.00	100.00	0.00	0.00	100.00
468-318 TECHNOLOGY SOFTWARE	2,766.00	2,750.00	2,750.00	2,886.00	0.00	2,750.00
468-334 MEDICAL	283.16	150.00	150.00	117.08	0.00	150.00
468-341 COMMUNICATIONS	224.56	230.00	230.00	172.07	553.78	432.00
468-362 UNIFORMS	582.56	400.00	400.00	353.00	2,357.29	400.00
468-363 TRAVEL & TRAINING	16.68	500.00	500.00	63.14	39.37	500.00
468-364 DUES & MEMBERSHIPS	276.00	0.00	0.00	0.00	0.00	0.00
468-388 PCARD PURCHASES	<u>0.00</u>	<u>14,000.00</u>	<u>14,000.00</u>	<u>0.00</u>	<u>0.00</u>	<u>14,000.00</u>
TOTAL 300 OTHER SERVICES & CHAR	18,391.42	25,430.00	25,430.00	8,913.58	8,960.77	25,832.00
TOTAL 68 FLEET MANAGEMENT	218,579.78	267,138.00	267,138.00	174,845.95	169,070.26	278,596.00

PROPOSED BUDGET WORKSHEET

AS OF: MARCH 31ST, 2024

11 -GENERAL FUND

71 POLICE ADMINISTRATION

DEPARTMENT EXPENDITURES

DEPARTMENT EXPENDITURES	PRIOR YEAR	----- CURRENT YEAR -----				PROJECTED BALANCE	PROPOSED BUDGET
	ACTUAL	ORIGINAL	AMENDED	Y-T-D			
	2022-2023	BUDGET	BUDGET	ACTUAL			
<u>100 PERSONAL SERVICES</u>							
471-101 SALARIES	300,836.79	182,569.00	182,569.00	132,694.77	85,730.46	189,323.00	
471-102 STANDBY	3,516.52	0.00	0.00	871.92	0.00	0.00	
471-103 SICK LEAVE BUY BACK	933.03	1,220.00	1,220.00	0.00	0.00	1,114.00	
471-106 PART-TIME	0.00	0.00	0.00	155.70	0.00	0.00	
471-108 OVERTIME	467.72	0.00	0.00	632.95	0.00	0.00	
471-109 EDUCATION/CDL INCENTIVE	1,200.00	0.00	0.00	600.00	0.00	0.00	
471-111 CITY'S SHARE FICA	14,141.44	15,051.00	15,051.00	10,481.52	6,910.62	15,551.00	
471-112 WORKMEN'S COMPENSATION	8,994.00	11,864.00	11,864.00	6,967.17	4,389.84	12,258.00	
471-113 HEALTH INSURANCE	35,153.16	37,173.00	37,173.00	30,922.80	14,558.77	36,783.00	
471-114 CITY RETIREMENT	2,987.26	15,740.00	15,740.00	2,251.23	7,406.60	16,263.00	
471-116 POLICE PENSION PLAN	19,475.83	7,500.00	7,500.00	14,238.57	0.00	7,500.00	
471-118 LONGEVITY	6,680.00	7,251.00	7,251.00	3,500.00	2,720.06	7,696.00	
471-119 HOLIDAY PAY IN LIEU	3,080.48	0.00	0.00	3,487.68	0.00	0.00	
471-120 EMPLOYEE FOOTWEAR	54.14	54.00	54.00	54.14	0.00	54.00	
471-123 UNEMPLOYMENT	0.00	500.00	500.00	0.00	0.00	500.00	
471-161 CELL PHONE STIPEND	420.00	420.00	420.00	315.00	0.00	420.00	
471-162 CLOTHING ALLOWANCE	3,050.00	0.00	0.00	2,350.00	3,754.25	0.00	
471-163 SEVERANCE PAY	<u>0.00</u>	<u>5,208.00</u>	<u>5,208.00</u>	<u>0.00</u>	<u>0.00</u>	<u>4,653.00</u>	
TOTAL 100 PERSONAL SERVICES	400,990.37	284,550.00	284,550.00	209,523.45	125,470.60	292,115.00	
<u>200 MATERIAL &amp; SUPPLIES</u>							
471-201 EXPENDABLE TOOLS	0.00	250.00	250.00	37.99	0.00	250.00	
471-202 JANITORIAL SUPPLIES	2,252.57	2,500.00	2,500.00	1,435.81	4,560.72	2,500.00	
471-203 OFFICE SUPPLIES	1,051.16	1,150.00	1,150.00	464.08	760.57	1,150.00	
471-204 PETROLEUM	2,363.22	2,000.00	2,000.00	983.76	0.00	2,000.00	
471-206 SAFETY EQUIPMENT	30.06	500.00	500.00	0.00	0.00	500.00	
471-209 OTHER OPERATING SUPPLIES	0.00	0.00	0.00	0.00	291.49	0.00	
471-214 MATERIALS AND SUPPLIES	101.01	250.00	250.00	412.89	0.00	250.00	
471-242 POSTAGE	<u>333.54</u>	<u>200.00</u>	<u>200.00</u>	<u>292.00</u>	<u>0.00</u>	<u>200.00</u>	
TOTAL 200 MATERIAL & SUPPLIES	6,131.56	6,850.00	6,850.00	3,626.53	5,612.78	6,850.00	
<u>300 OTHER SERVICES &amp; CHAR</u>							
471-311 CONTRACTUAL	250.00	250.00	250.00	578.00	2,266.35	250.00	
471-314 MOTIVE MAINTENANCE	0.00	1,000.00	1,000.00	5.27	131.32	1,000.00	
471-315 MAINTENANCE NON-MOTIVE	0.00	1,000.00	1,000.00	0.00	0.00	1,000.00	
471-317 TECHNOLOGY HARDWARE	636.15	600.00	600.00	280.42	0.00	400.00	
471-318 TECHNOLOGY SOFTWARE	300.00	520.00	520.00	300.00	0.00	420.00	
471-334 MEDICAL	0.00	150.00	150.00	0.00	0.00	150.00	
471-341 COMMUNICATIONS	673.68	680.00	680.00	516.22	1,524.57	1,491.00	
471-344 ADVERTISING-PRINTING	8,966.86	2,000.00	2,000.00	0.00	0.00	2,000.00	
471-347 NATURAL GAS	7,272.02	7,500.00	7,500.00	4,848.66	7,424.58	7,500.00	
471-348 ELECTRICITY	14,982.11	16,000.00	16,000.00	10,119.63	23,017.54	16,000.00	
471-363 TRAVEL & TRAINING	2,646.48	3,000.00	3,000.00	1,065.10	2,773.03	3,000.00	
471-364 DUES & MEMBERSHIPS	650.00	500.00	500.00	940.00	408.00	500.00	
471-388 PCARD PURCHASES	<u>0.00</u>	<u>2,000.00</u>	<u>2,000.00</u>	<u>0.00</u>	<u>0.00</u>	<u>2,000.00</u>	

PROPOSED BUDGET WORKSHEET

AS OF: MARCH 31ST, 2024

11 -GENERAL FUND

71 POLICE ADMINISTRATION

DEPARTMENT EXPENDITURES

DEPARTMENT EXPENDITURES	PRIOR YEAR	----- CURRENT YEAR -----				PROJECTED BALANCE	PROPOSED BUDGET
	ACTUAL	ORIGINAL	AMENDED	Y-T-D			
	2022-2023	BUDGET	BUDGET	ACTUAL			
TOTAL 300 OTHER SERVICES & CHAR	36,377.30	35,200.00	35,200.00	18,653.30	37,545.39	35,711.00	
TOTAL 71 POLICE ADMINISTRATION	443,499.23	326,600.00	326,600.00	231,803.28	168,628.77	334,676.00	

=====



PROPOSED BUDGET WORKSHEET

AS OF: MARCH 31ST, 2024

11 -GENERAL FUND

73 TRAFFIC AND PATROL

DEPARTMENT EXPENDITURES

DEPARTMENT EXPENDITURES	PRIOR YEAR	----- CURRENT YEAR -----				PROJECTED BALANCE	PROPOSED BUDGET
	ACTUAL	ORIGINAL	AMENDED	Y-T-D			
	2022-2023	BUDGET	BUDGET	ACTUAL			
<u>100 PERSONAL SERVICES</u>							
473-101 SALARIES	951,229.00	1,008,405.00	1,008,405.00	669,002.41	775,231.14	1,050,198.00	
473-102 STANDBY	0.00	3,500.00	3,500.00	0.00	1,805.56	3,500.00	
473-103 SICK LEAVE BUY BACK	4,420.62	4,908.00	4,908.00	0.00	0.00	3,929.00	
473-106 PART TIME-SHIFT DIFFERENTIAL	0.00	5,400.00	5,400.00	0.00	0.00	5,100.00	
473-107 GRANT OVERTIME	0.00	1,000.00	1,000.00	0.00	847.46	1,000.00	
473-108 OVERTIME	96,330.77	15,000.00	15,000.00	20,398.72	23,999.88	15,000.00	
473-109 EDUCATION/CDL INCENTIVE	7,325.00	7,200.00	7,200.00	3,825.00	0.00	7,200.00	
473-111 CITY'S SHARE FICA	82,306.59	94,640.00	94,640.00	55,306.73	64,163.78	96,883.00	
473-112 WORKMEN'S COMPENSATION	54,109.77	74,599.00	74,599.00	43,808.13	44,143.35	76,367.00	
473-113 HEALTH INSURANCE	259,147.88	287,145.00	287,145.00	236,666.42	180,922.49	284,625.00	
473-116 POLICE PENSION PLAN	109,274.52	158,876.00	158,876.00	88,504.54	101,803.32	162,688.00	
473-118 LONGEVITY	14,120.00	15,660.00	15,660.00	8,140.00	14,436.17	19,530.00	
473-119 HOLIDAY PAY IN LIEU	42,456.48	54,299.00	54,299.00	48,460.64	56,141.55	56,549.00	
473-123 UNEMPLOYMENT	0.00	500.00	500.00	0.00	12,159.35	500.00	
473-126 RESERVE PAY	0.00	15,000.00	15,000.00	0.00	26,894.63	15,000.00	
473-162 CLOTHING ALLOWANCE	4,750.00	6,250.00	6,250.00	4,500.00	5,666.80	5,000.00	
473-163 SEVERANCE PAY	<u>0.00</u>	<u>107,203.00</u>	<u>107,203.00</u>	<u>0.00</u>	<u>0.00</u>	<u>91,140.00</u>	
TOTAL 100 PERSONAL SERVICES	1,625,470.63	1,859,585.00	1,859,585.00	1,178,612.59	1,308,215.48	1,894,209.00	
<u>200 MATERIAL &amp; SUPPLIES</u>							
473-201 EXPENDABLE TOOLS	1,316.60	2,000.00	2,000.00	2,947.30	575.19	2,500.00	
473-203 OFFICE SUPPLIES	1,579.83	1,000.00	1,000.00	919.60	1,970.25	1,000.00	
473-204 PETROLEUM	64,327.50	65,000.00	65,000.00	42,687.89	48,909.00	70,000.00	
473-206 SAFETY EQUIPMENT	8,347.97	5,000.00	5,000.00	1,838.57	0.00	5,000.00	
473-209 OTHER OPERATING SUPPLIES	0.00	0.00	0.00	0.00	248.49	0.00	
473-214 MATERIALS AND SUPPLIES	<u>2,166.36</u>	<u>3,500.00</u>	<u>3,500.00</u>	<u>348.28</u>	<u>0.00</u>	<u>3,500.00</u>	
TOTAL 200 MATERIAL & SUPPLIES	77,738.26	76,500.00	76,500.00	48,741.64	51,702.93	82,000.00	
<u>300 OTHER SERVICES &amp; CHAR</u>							
473-310 POLICE K-9 UNIT	0.00	2,000.00	2,000.00	0.00	3,029.55	2,000.00	
473-311 CONTRACTUAL	2,545.75	2,700.00	2,700.00	1,593.80	0.00	2,700.00	
473-312 POLICE HONOR GUARD	6,257.98	2,000.00	2,000.00	0.00	0.00	2,000.00	
473-314 MOTIVE MAINTENANCE	34,208.89	30,000.00	30,000.00	26,782.33	12,885.19	30,000.00	
473-315 MAINTENANCE NON-MOTIVE	1,248.56	2,000.00	2,000.00	229.16	23,624.95	2,000.00	
473-317 TECHNOLOGY HARDWARE	1,626.87	5,200.00	5,200.00	621.23	0.00	5,200.00	
473-318 TECHNOLOGY SOFTWARE	39,550.08	34,050.00	34,050.00	35,565.19	0.00	36,110.00	
473-322 RENTALS	0.00	0.00	0.00	0.00	2,833.50	0.00	
473-334 MEDICAL	1,947.50	2,000.00	2,000.00	238.00	1,892.62	2,000.00	
473-341 COMMUNICATIONS	28,429.05	33,130.00	33,130.00	16,566.95	3,167.82	21,024.00	
473-362 UNIFORMS	8,619.89	10,000.00	10,000.00	5,323.79	14,508.25	10,000.00	
473-363 TRAVEL & TRAINING	29,848.06	15,000.00	15,000.00	9,871.09	10,122.46	15,000.00	
473-364 DUES & MEMBERSHIPS	175.00	400.00	400.00	150.00	495.00	400.00	
473-388 PCARD PURCHASES	<u>0.00</u>	<u>3,850.00</u>	<u>3,850.00</u>	<u>0.00</u>	<u>0.00</u>	<u>3,850.00</u>	
TOTAL 300 OTHER SERVICES & CHAR	154,457.63	142,330.00	142,330.00	96,941.54	72,559.34	132,284.00	



PROPOSED BUDGET WORKSHEET

AS OF: MARCH 31ST, 2024

11 -GENERAL FUND

74 DETECTIVES

DEPARTMENT EXPENDITURES	PRIOR YEAR	----- CURRENT YEAR -----				PROJECTED BALANCE	PROPOSED BUDGET
	ACTUAL	ORIGINAL	AMENDED	Y-T-D			
	2022-2023	BUDGET	BUDGET	ACTUAL			
<u>100 PERSONAL SERVICES</u>							
474-101 SALARIES	121,101.60	122,970.00	122,970.00	81,901.10	125,111.61	119,006.00	
474-102 STANDBY	4,891.60	2,500.00	2,500.00	1,228.08	2,374.64	2,500.00	
474-103 SICK LEAVE BUY BACK	0.00	1,013.00	1,013.00	0.00	0.00	865.00	
474-106 Part Time	2,036.71	27,732.00	27,732.00	0.00	0.00	19,001.00	
474-107 CALL BACK	0.00	250.00	250.00	0.00	0.00	250.00	
474-108 OVERTIME	341.29	5,000.00	5,000.00	1,850.93	3,886.07	5,000.00	
474-109 EDUCATION/CDL INCENTIVE	1,200.00	1,200.00	1,200.00	600.00	0.00	1,200.00	
474-111 CITY'S SHARE FICA	10,267.37	15,269.00	15,269.00	7,032.91	10,794.20	14,085.00	
474-112 WORKMEN'S COMPENSATION	11,859.24	12,036.00	12,036.00	7,068.15	7,558.37	11,103.00	
474-113 HEALTH INSURANCE	46,217.69	45,956.00	45,956.00	25,630.10	33,892.67	45,716.00	
474-116 POLICE PENSION PLAN	16,778.97	25,979.00	25,979.00	11,033.05	17,149.12	23,936.00	
474-118 LONGEVITY	2,840.00	3,530.00	3,530.00	1,140.00	3,102.57	2,709.00	
474-119 HOLIDAY PAY IN LIEU	5,847.92	6,621.00	6,621.00	5,972.96	9,019.95	6,408.00	
474-123 UNEMPLOYMENT	0.00	500.00	500.00	0.00	0.00	500.00	
474-161 CELL PHONE STIPEND	0.00	240.00	240.00	0.00	0.00	0.00	
474-162 CLOTHING ALLOWANCE	2,500.00	2,500.00	2,500.00	2,000.00	4,037.59	2,500.00	
474-163 SEVERANCE PAY	<u>0.00</u>	<u>26,983.00</u>	<u>26,983.00</u>	<u>0.00</u>	<u>0.00</u>	<u>25,382.00</u>	
TOTAL 100 PERSONAL SERVICES	225,882.39	300,279.00	300,279.00	145,457.28	216,926.79	280,161.00	
<u>200 MATERIAL &amp; SUPPLIES</u>							
474-201 EXPENDABLE TOOLS	72.36	1,000.00	1,000.00	0.00	0.00	1,000.00	
474-203 OFFICE SUPPLIES	427.79	600.00	600.00	692.25	154.93	600.00	
474-204 PETROLEUM	2,327.81	2,000.00	2,000.00	1,473.11	0.00	2,500.00	
474-206 SAFETY EQUIPMENT	0.00	400.00	400.00	0.00	0.00	400.00	
474-209 OTHER OPERATING SUPPLIES	0.00	0.00	0.00	0.00	1,196.73	0.00	
474-214 MATERIALS AND SUPPLIES	<u>241.34</u>	<u>900.00</u>	<u>900.00</u>	<u>83.16</u>	<u>0.00</u>	<u>900.00</u>	
TOTAL 200 MATERIAL & SUPPLIES	3,069.30	4,900.00	4,900.00	2,248.52	1,351.66	5,400.00	
<u>300 OTHER SERVICES &amp; CHAR</u>							
474-311 CONTRACTUAL	0.00	100.00	100.00	0.00	75.31	100.00	
474-314 MOTIVE MAINTENANCE	0.00	1,000.00	1,000.00	30.98	900.31	1,000.00	
474-315 MAINTENANCE NON-MOTIVE	0.00	800.00	800.00	0.00	0.00	800.00	
474-317 TECHNOLOGY HARDWARE	902.42	1,320.00	1,320.00	322.27	0.00	1,320.00	
474-318 TECHNOLOGY SOFTWARE	17,149.90	27,670.00	27,670.00	3,802.00	0.00	23,810.00	
474-334 MEDICAL	0.00	230.00	230.00	0.00	0.00	230.00	
474-341 COMMUNICATIONS	2,036.00	3,480.00	3,480.00	1,553.05	4,728.31	3,186.00	
474-362 UNIFORMS	179.48	0.00	0.00	0.00	0.00	0.00	
474-363 TRAVEL & TRAINING	5,955.93	5,000.00	5,000.00	3,688.00	19.54	5,000.00	
474-364 DUES & MEMBERSHIPS	601.25	250.00	250.00	340.00	90.00	250.00	
474-388 PCARD PURCHASES	<u>0.00</u>	<u>1,000.00</u>	<u>1,000.00</u>	<u>0.00</u>	<u>0.00</u>	<u>1,000.00</u>	
TOTAL 300 OTHER SERVICES & CHAR	26,824.98	40,850.00	40,850.00	9,736.30	5,813.47	36,696.00	

PROPOSED BUDGET WORKSHEET

AS OF: MARCH 31ST, 2024

11 -GENERAL FUND

74 DETECTIVES

DEPARTMENT EXPENDITURES

PRIOR YEAR

----- CURRENT YEAR -----

ACTUAL

ORIGINAL

AMENDED

Y-T-D

PROJECTED

PROPOSED

2022-2023

BUDGET

BUDGET

ACTUAL

BALANCE

BUDGET

400 CAPITAL OUTLAY

-----

TOTAL

600 INTER FUND TRANSFERS

-----

TOTAL

TOTAL 74 DETECTIVES

255,776.67

346,029.00

346,029.00

157,442.10

224,091.92

322,257.00

=====

PROPOSED BUDGET WORKSHEET

AS OF: MARCH 31ST, 2024

11 -GENERAL FUND

76 ANIMAL CONTROL

DEPARTMENT EXPENDITURES

	PRIOR YEAR	CURRENT YEAR				PROJECTED	PROPOSED	
	ACTUAL	ORIGINAL	AMENDED	Y-T-D	BALANCE			BUDGET
	2022-2023	BUDGET	BUDGET	ACTUAL				
<u>100 PERSONAL SERVICES</u>								
476-101 SALARIES	112,397.06	118,346.00	118,346.00	84,800.61	94,232.43	123,086.00		
476-102 STANDBY	2,446.88	750.00	750.00	2,617.08	791.77	750.00		
476-106 PART-TIME	0.00	0.00	0.00	0.00	0.00	18,820.00		
476-108 OVERTIME	2,787.78	1,500.00	1,500.00	1,207.44	229.02	1,500.00		
476-111 CITY'S SHARE FICA	8,421.15	9,421.00	9,421.00	6,072.71	7,220.63	11,481.00		
476-112 WORKMEN'S COMPENSATION	5,787.00	7,426.00	7,426.00	4,360.95	4,984.51	9,050.00		
476-113 HEALTH INSURANCE	41,748.12	44,287.00	44,287.00	34,762.55	24,730.15	43,897.00		
476-114 CITY RETIREMENT	9,865.10	9,852.00	9,852.00	7,133.18	7,841.22	12,007.00		
476-118 LONGEVITY	810.00	1,205.00	1,205.00	540.00	1,572.53	1,186.00		
476-120 EMPLOYEE FOOTWEAR	162.42	162.00	162.00	162.42	0.00	162.00		
476-123 UNEMPLOYMENT	0.00	500.00	500.00	0.00	0.00	500.00		
476-163 SEVERANCE PAY	<u>0.00</u>	<u>851.00</u>	<u>851.00</u>	<u>0.00</u>	<u>0.00</u>	<u>4,243.00</u>		
TOTAL 100 PERSONAL SERVICES	184,425.51	194,300.00	194,300.00	141,656.94	141,602.26	226,682.00		
<u>200 MATERIAL &amp; SUPPLIES</u>								
476-201 EXPENDABLE TOOLS	254.52	1,500.00	1,500.00	137.15	1,859.47	1,500.00		
476-202 JANITORIAL SUPPLIES	0.00	0.00	0.00	0.00	0.00	2,500.00		
476-203 OFFICE SUPPLIES	209.40	250.00	250.00	933.78	36.97	500.00		
476-204 PETROLEUM	5,558.78	5,000.00	5,000.00	3,253.28	3,649.50	5,000.00		
476-205 CHEMICALS/FERTILIZERS	861.39	2,500.00	2,500.00	403.16	3,454.39	0.00		
476-206 SAFETY EQUIPMENT	671.56	1,000.00	1,000.00	1,095.30	450.00	3,200.00		
476-209 OTHER OPERATING SUPPLIES	0.00	0.00	0.00	0.00	2,441.07	0.00		
476-214 MATERIALS AND SUPPLIES	<u>10,347.85</u>	<u>4,500.00</u>	<u>14,500.00</u>	<u>9,848.47</u>	<u>0.00</u>	<u>6,500.00</u>		
TOTAL 200 MATERIAL & SUPPLIES	17,903.50	14,750.00	24,750.00	15,671.14	11,891.40	19,200.00		
<u>300 OTHER SERVICES &amp; CHAR</u>								
476-311 CONTRACTUAL	100.25	800.00	800.00	517.66	0.00	800.00		
476-314 MOTIVE MAINTENANCE	2,464.83	3,000.00	3,000.00	444.05	1,809.73	3,500.00		
476-315 MAINTENANCE NON-MOTIVE	126.59	1,000.00	1,000.00	673.18	0.00	1,000.00		
476-317 TECHNOLOGY HARDWARE	510.01	250.00	250.00	357.87	0.00	300.00		
476-318 TECHNOLOGY SOFTWARE	450.00	1,800.00	1,800.00	450.00	0.00	1,360.00		
476-334 MEDICAL	0.00	300.00	300.00	54.50	0.00	300.00		
476-341 COMMUNICATIONS	2,601.64	2,230.00	2,230.00	1,976.46	1,603.93	2,932.00		
476-347 NATURAL GAS	17,877.37	20,000.00	20,000.00	10,100.99	5,095.83	20,000.00		
476-348 ELECTRICITY	5,414.45	5,200.00	5,200.00	2,884.32	0.00	5,200.00		
476-362 UNIFORMS	269.75	1,000.00	1,000.00	202.47	450.00	1,000.00		
476-363 TRAVEL & TRAINING	2,401.17	1,500.00	1,500.00	470.93	1,467.93	1,500.00		
476-364 DUES & MEMBERSHIPS	42.75	100.00	100.00	0.00	0.00	400.00		
476-365 Meals/Lodging/Misc	0.00	150.00	150.00	57.03	0.00	150.00		
476-388 PCARD PURCHASES	<u>0.00</u>	<u>750.00</u>	<u>750.00</u>	<u>0.00</u>	<u>0.00</u>	<u>750.00</u>		
TOTAL 300 OTHER SERVICES & CHAR	32,258.81	38,080.00	38,080.00	18,189.46	10,427.42	39,192.00		

PROPOSED BUDGET WORKSHEET

AS OF: MARCH 31ST, 2024

11 -GENERAL FUND

76 ANIMAL CONTROL

DEPARTMENT EXPENDITURES

PRIOR YEAR

----- CURRENT YEAR -----

ACTUAL

ORIGINAL

AMENDED

Y-T-D

PROJECTED

PROPOSED

2022-2023

BUDGET

BUDGET

ACTUAL

BALANCE

BUDGET

400 CAPITAL OUTLAY

TOTAL

TOTAL 76 ANIMAL CONTROL

234,587.82

247,130.00

257,130.00

175,517.54

163,921.08

285,074.00

=====

PROPOSED BUDGET WORKSHEET

AS OF: MARCH 31ST, 2024

11 -GENERAL FUND

77 COUNTY E911

DEPARTMENT EXPENDITURES

	PRIOR YEAR	CURRENT YEAR				PROJECTED BALANCE	PROPOSED BUDGET
	ACTUAL	ORIGINAL	AMENDED	Y-T-D			
	2022-2023	BUDGET	BUDGET	ACTUAL			
<u>100 PERSONAL SERVICES</u>							
477-101 SALARIES	165,593.28	176,868.00	176,868.00	132,658.72	204,137.36	183,597.00	
477-102 STANDBY	1,524.52	1,098.00	1,098.00	1,648.96	0.00	1,721.00	
477-103 SICK LEAVE BUY BACK	325.29	384.00	384.00	0.00	0.00	1,110.00	
477-106 PART TIME	12,408.75	23,299.00	23,299.00	7,026.28	0.00	0.00	
477-108 OVERTIME	13,200.60	10,000.00	10,000.00	13,222.96	6,337.63	10,000.00	
477-111 CITY'S SHARE FICA	14,453.55	16,587.00	16,587.00	11,296.66	14,890.32	15,786.00	
477-112 WORKMEN'S COMPENSATION	10,978.20	13,075.00	13,075.00	7,678.26	10,201.48	12,443.00	
477-113 HEALTH INSURANCE	32,261.57	38,244.00	38,244.00	31,162.78	46,017.41	37,599.00	
477-114 CITY RETIREMENT	12,577.47	17,346.00	17,346.00	11,986.30	17,021.50	16,509.00	
477-118 LONGEVITY	1,660.00	2,292.00	2,292.00	1,050.00	1,685.87	8,226.00	
477-120 EMPLOYEE FOOTWEAR	216.56	217.00	217.00	270.70	0.00	217.00	
477-123 UNEMPLOYMENT	0.00	500.00	500.00	0.00	0.00	500.00	
477-163 SEVERANCE PAY	<u>0.00</u>	<u>2,385.00</u>	<u>2,385.00</u>	<u>0.00</u>	<u>0.00</u>	<u>1,204.00</u>	
TOTAL 100 PERSONAL SERVICES	265,199.79	302,295.00	302,295.00	218,001.62	300,291.57	288,912.00	
<u>200 MATERIAL &amp; SUPPLIES</u>							
477-201 EXPENDABLE TOOLS	0.00	0.00	0.00	0.00	917.89	0.00	
477-203 OFFICE SUPPLIES	243.79	500.00	500.00	336.14	0.00	500.00	
477-204 PETROLEUM	990.80	1,500.00	1,500.00	795.29	1,699.50	1,500.00	
477-209 OTHER OPERATING SUPPLIES	0.00	0.00	0.00	0.00	28.47	0.00	
477-214 MATERIALS AND SUPPLIES	<u>423.19</u>	<u>2,500.00</u>	<u>2,500.00</u>	<u>2,174.58</u>	<u>0.00</u>	<u>2,500.00</u>	
TOTAL 200 MATERIAL & SUPPLIES	1,657.78	4,500.00	4,500.00	3,306.01	2,645.86	4,500.00	
<u>300 OTHER SERVICES &amp; CHAR</u>							
477-311 CONTRACTUAL	62,196.05	65,000.00	65,000.00	43,320.51	57,014.46	80,000.00	
477-314 MOTIVE MAINTENANCE	873.21	750.00	750.00	0.00	308.17	750.00	
477-315 MAINTENANCE NON-MOTIVE	136.72	1,500.00	1,500.00	0.00	40.50	1,500.00	
477-317 TECHNOLOGY HARDWARE	0.00	400.00	400.00	0.00	0.00	400.00	
477-318 TECHNOLOGY SOFTWARE	648.00	930.00	930.00	1,785.00	0.00	648.00	
477-334 MEDICAL	163.50	230.00	230.00	27.25	0.00	230.00	
477-341 COMMUNICATIONS	717.10	1,170.00	1,170.00	545.37	2,502.06	1,974.00	
477-362 UNIFORMS	0.00	250.00	250.00	0.00	0.00	0.00	
477-363 TRAVEL & TRAINING	6,556.06	6,500.00	6,500.00	4,255.50	1,975.90	6,500.00	
477-364 DUES & MEMBERSHIPS	815.00	1,300.00	1,300.00	910.00	483.00	1,300.00	
477-388 PCARD PURCHASES	<u>0.00</u>	<u>800.00</u>	<u>800.00</u>	<u>0.00</u>	<u>0.00</u>	<u>800.00</u>	
TOTAL 300 OTHER SERVICES & CHAR	72,105.64	78,830.00	78,830.00	50,843.63	62,324.09	94,102.00	



PROPOSED BUDGET WORKSHEET

AS OF: MARCH 31ST, 2024

11 -GENERAL FUND

81 FIRE ADMINISTRATION

DEPARTMENT EXPENDITURES

DEPARTMENT EXPENDITURES	PRIOR YEAR	----- CURRENT YEAR -----				PROJECTED BALANCE	PROPOSED BUDGET
	ACTUAL	ORIGINAL	AMENDED	Y-T-D			
	2022-2023	BUDGET	BUDGET	ACTUAL			
<u>100 PERSONAL SERVICES</u>							
481-101 SALARIES	472,578.84	243,413.00	243,413.00	149,512.60	162,462.16	237,108.00	
481-107 CALL BACK	0.00	0.00	0.00	0.00	239.02	0.00	
481-108 OVERTIME	0.00	1,000.00	1,000.00	119.64	358.70	1,000.00	
481-109 EDUCATION/CDL INCENTIVE	600.00	600.00	600.00	300.00	0.00	600.00	
481-111 CITY'S SHARE FICA	4,189.27	19,526.00	19,526.00	3,217.49	3,207.36	19,039.00	
481-112 WORKMEN'S COMPENSATION	12,165.60	15,391.00	15,391.00	9,038.34	7,988.82	15,007.00	
481-113 HEALTH INSURANCE	38,443.77	61,591.00	61,591.00	36,514.10	39,649.32	61,081.00	
481-114 CITY RETIREMENT	2,658.34	3,040.00	3,040.00	1,934.33	2,326.30	4,534.00	
481-117 FIREMAN PENSION PLAN	21,475.60	30,742.00	30,742.00	17,973.16	18,184.80	27,235.00	
481-118 LONGEVITY	4,320.00	3,893.00	3,893.00	1,820.00	5,383.46	4,389.00	
481-120 EMPLOYEE FOOTWEAR	54.14	54.00	54.00	54.14	0.00	54.00	
481-123 UNEMPLOYMENT	0.00	500.00	500.00	0.00	0.00	500.00	
481-124 EMT/HAZMAT PAY	1,200.00	1,500.00	1,500.00	1,025.00	0.00	1,500.00	
481-161 CELL PHONE STIPEND	595.00	840.00	840.00	315.00	0.00	840.00	
481-162 CLOTHING ALLOWANCE	2,430.00	1,080.00	1,080.00	810.00	2,295.05	0.00	
481-163 SEVERANCE PAY	<u>0.00</u>	<u>5,359.00</u>	<u>5,359.00</u>	<u>0.00</u>	<u>0.00</u>	<u>5,874.00</u>	
TOTAL 100 PERSONAL SERVICES	560,710.56	388,529.00	388,529.00	222,633.80	242,094.99	378,761.00	
<u>200 MATERIAL &amp; SUPPLIES</u>							
481-202 JANITORIAL SUPPLIES	3,392.60	3,100.00	3,100.00	1,052.99	384.30	3,000.00	
481-203 OFFICE SUPPLIES	443.31	700.00	700.00	325.61	894.52	700.00	
481-204 PETROLEUM	4,379.86	4,500.00	4,500.00	1,975.78	0.00	4,000.00	
481-206 SAFETY EQUIPMENT	361.00	500.00	500.00	0.00	0.00	500.00	
481-209 OTHER OPERATING SUPPLIES	0.00	0.00	0.00	0.00	397.41	0.00	
481-212 REFERENCE MATERIAL	16.95	0.00	0.00	0.00	0.00	1,000.00	
481-214 MATERIALS AND SUPPLIES	<u>4,160.11</u>	<u>750.00</u>	<u>750.00</u>	<u>682.70</u>	<u>0.00</u>	<u>750.00</u>	
TOTAL 200 MATERIAL & SUPPLIES	12,753.83	9,550.00	9,550.00	4,037.08	1,676.23	9,950.00	
<u>300 OTHER SERVICES &amp; CHAR</u>							
481-311 CONTRACTUAL	100.25	0.00	0.00	366.90	169.68	500.00	
481-314 MOTIVE MAINTENANCE	1,019.02	1,500.00	1,500.00	9,250.21	1,045.71	1,000.00	
481-315 MAINTENANCE NON-MOTIVE	5,860.63	500.00	500.00	0.00	239.95	500.00	
481-317 TECHNOLOGY HARDWARE	200.87	600.00	600.00	454.88	0.00	600.00	
481-318 TECHNOLOGY SOFTWARE	450.00	1,640.00	1,640.00	699.99	0.00	1,540.00	
481-334 MEDICAL	373.11	500.00	500.00	117.08	0.00	250.00	
481-341 COMMUNICATIONS	4,052.98	4,110.00	4,110.00	3,110.11	3,492.31	5,269.00	
481-344 ADVERTISING-PRINTING	392.91	500.00	500.00	81.58	0.00	500.00	
481-347 NATURAL GAS	13,061.55	14,000.00	14,000.00	7,363.28	2,487.85	12,000.00	
481-348 ELECTRICITY	34,771.18	35,000.00	35,000.00	26,191.11	5,063.92	36,000.00	
481-362 UNIFORMS	445.38	1,200.00	1,200.00	82.00	1,340.94	1,500.00	
481-363 TRAVEL & TRAINING	2,672.33	4,000.00	4,000.00	6,619.00	2,827.78	5,000.00	
481-364 DUES & MEMBERSHIPS	36.00	500.00	500.00	25.00	4,623.00	500.00	
481-388 PCARD PURCHASES	0.00	3,250.00	3,250.00	0.00	0.00	3,250.00	
481-390 SAFETY COMMITTEE	<u>0.00</u>	<u>2,000.00</u>	<u>2,000.00</u>	<u>0.00</u>	<u>0.00</u>	<u>2,000.00</u>	
TOTAL 300 OTHER SERVICES & CHAR	63,436.21	69,300.00	69,300.00	54,361.14	21,291.14	70,409.00	



PROPOSED BUDGET WORKSHEET

AS OF: MARCH 31ST, 2024

11 -GENERAL FUND

82 FIRE OPERATIONS

DEPARTMENT EXPENDITURES

	PRIOR YEAR	CURRENT YEAR				PROJECTED	PROPOSED	
	ACTUAL	ORIGINAL	AMENDED	Y-T-D	BALANCE			BUDGET
	2022-2023	BUDGET	BUDGET	ACTUAL				

100 PERSONAL SERVICES

482-101	SALARIES	934,104.02	977,558.00	977,558.00	643,537.34	596,023.59	1,033,207.00
482-103	SICK LEAVE BUY BACK	13,998.37	14,140.00	14,140.00	0.00	0.00	16,923.00
482-106	PART-TIME	6,590.00	12,000.00	12,000.00	9,058.05	9,010.21	18,000.00
482-107	CALL BACK	0.00	15,000.00	15,000.00	0.00	6,122.36	15,000.00
482-108	OVERTIME	110,446.49	72,170.00	72,170.00	118,372.54	52,333.47	129,218.00
482-109	EDUCATION/CDL INCENTIVE	2,400.00	2,400.00	2,400.00	1,500.00	0.00	3,600.00
482-111	CITY'S SHARE FICA	17,157.19	18,405.00	18,405.00	12,333.47	9,932.35	20,391.00
482-112	WORKMEN'S COMPENSATION	64,396.18	76,541.00	76,541.00	44,948.61	36,318.63	84,799.00
482-113	HEALTH INSURANCE	311,171.25	330,527.00	330,527.00	263,777.40	177,597.82	327,887.00
482-117	FIREMAN PENSION PLAN	148,380.08	181,134.00	181,134.00	115,549.18	94,914.47	201,524.00
482-118	LONGEVITY	27,270.00	27,070.00	27,070.00	13,260.00	11,404.43	29,530.00
482-119	HOLIDAY PAY IN LIEU	103,017.24	112,795.00	112,795.00	56,049.98	50,983.17	119,216.00
482-123	UNEMPLOYMENT	0.00	500.00	500.00	0.00	0.00	500.00
482-124	EMT/HAZMAT PAY	22,925.00	18,600.00	18,600.00	21,275.00	19,656.71	27,300.00
482-161	CELL PHONE STIPEND	4,840.00	5,880.00	5,880.00	3,760.00	0.00	5,880.00
482-162	CLOTHING ALLOWANCE	21,600.00	0.00	0.00	0.00	13,387.81	0.00
482-163	SEVERANCE PAY	<u>0.00</u>	<u>38,103.00</u>	<u>38,103.00</u>	<u>0.00</u>	<u>0.00</u>	<u>44,684.00</u>
TOTAL 100 PERSONAL SERVICES		1,788,295.82	1,902,823.00	1,902,823.00	1,303,421.57	1,077,685.02	2,077,659.00

200 MATERIAL & SUPPLIES

482-201	EXPENDABLE TOOLS	0.00	500.00	500.00	0.00	91.96	500.00
482-202	JANITORIAL SUPPLIES	170.21	500.00	500.00	448.13	0.00	750.00
482-204	PETROLEUM	14,415.07	16,000.00	16,000.00	10,220.60	13,359.00	18,000.00
482-205	CHEMICALS/FERTILIZERS	0.00	300.00	300.00	0.00	0.00	0.00
482-206	SAFETY EQUIPMENT	925.75	4,000.00	4,000.00	2,476.53	2,821.54	4,000.00
482-209	OTHER OPERATING SUPPLIES	0.00	0.00	0.00	0.00	9,439.12	0.00
482-211	FIREWORKS	0.00	0.00	0.00	0.00	15,000.00	0.00
482-212	REFERENCE MATERIALS	0.00	700.00	700.00	0.00	0.00	1,000.00
482-214	MATERIALS AND SUPPLIES	<u>10,873.28</u>	<u>10,000.00</u>	<u>10,000.00</u>	<u>9,398.48</u>	<u>2,289.24</u>	<u>13,000.00</u>
TOTAL 200 MATERIAL & SUPPLIES		26,384.31	32,000.00	32,000.00	22,543.74	43,000.86	37,250.00

300 OTHER SERVICES & CHAR

482-311	CONTRACTUAL	13,884.80	10,000.00	10,000.00	16,274.73	1,169.91	18,000.00
482-314	MOTIVE MAINTENANCE	22,309.96	15,000.00	15,000.00	11,341.49	11,961.03	16,000.00
482-315	MAINTENANCE NON-MOTIVE	8,091.15	6,500.00	6,500.00	9,669.44	7,711.75	6,500.00
482-317	TECHNOLOGY HARDWARE	94.81	150.00	150.00	87.70	0.00	300.00
482-318	TECHNOLOGY SOFTWARE	1,178.00	2,300.00	2,300.00	2,062.97	0.00	1,978.00
482-334	MEDICAL	513.16	2,500.00	2,500.00	3,269.86	1,293.97	3,000.00
482-341	COMMUNICATIONS	2,345.80	4,750.00	4,750.00	2,600.89	0.00	6,773.00
482-362	UNIFORMS	3,152.96	6,000.00	6,000.00	2,763.72	5,860.81	6,000.00
482-363	TRAVEL & TRAINING	11,552.27	15,000.00	15,000.00	14,730.63	652.44	20,000.00
482-364	DUES AND MEMBERSHIPS	3,692.50	3,000.00	3,000.00	7,147.17	0.00	4,000.00
482-388	PCARD PURCHASES	<u>0.00</u>	<u>3,850.00</u>	<u>3,850.00</u>	<u>0.00</u>	<u>0.00</u>	<u>3,850.00</u>
TOTAL 300 OTHER SERVICES & CHAR		66,815.41	69,050.00	69,050.00	69,948.60	28,649.91	86,401.00



PROPOSED BUDGET WORKSHEET

AS OF: MARCH 31ST, 2024

11 -GENERAL FUND

83 EMERGENCY MANAGEMENT

DEPARTMENT EXPENDITURES

DEPARTMENT EXPENDITURES	PRIOR YEAR	----- CURRENT YEAR -----				PROJECTED BALANCE	PROPOSED BUDGET
	ACTUAL	ORIGINAL	AMENDED	Y-T-D			
	2022-2023	BUDGET	BUDGET	ACTUAL			
<u>100 PERSONAL SERVICES</u>							
483-101 SALARIES	92,192.81	98,315.00	98,315.00	71,895.18	45,023.85	102,254.00	
483-102 STANDBY	0.00	0.00	0.00	0.00	125.06	0.00	
483-103 SICK LEAVE BUY BACK	1,368.00	1,421.00	1,421.00	0.00	0.00	1,740.00	
483-106 PART-TIME	0.00	5,000.00	5,000.00	0.00	0.00	5,000.00	
483-108 OVERTIME	0.00	0.00	0.00	0.00	9,363.74	0.00	
483-111 CITY'S SHARE FICA	6,939.65	8,207.00	8,207.00	5,169.82	4,331.63	8,532.00	
483-112 WORKMEN'S COMPENSATION	5,053.20	6,469.00	6,469.00	3,798.90	2,779.11	6,725.00	
483-113 HEALTH INSURANCE	24,640.62	27,029.00	27,029.00	22,523.90	12,139.07	27,029.00	
483-114 CITY RETIREMENT	7,917.57	8,582.00	8,582.00	5,915.02	0.00	8,923.00	
483-116 POLICE PENSION	0.00	0.00	0.00	0.00	6,068.32	0.00	
483-118 LONGEVITY	3,960.00	2,039.00	2,039.00	2,040.00	1,105.02	2,039.00	
483-119 HOLIDAY PAY IN LIEU	0.00	0.00	0.00	0.00	3,251.72	0.00	
483-120 EMPLOYEE FOOTWEAR	108.28	108.00	108.00	108.28	0.00	108.00	
483-123 UNEMPLOYMENT	<u>0.00</u>	<u>500.00</u>	<u>500.00</u>	<u>0.00</u>	<u>0.00</u>	<u>500.00</u>	
TOTAL 100 PERSONAL SERVICES	142,180.13	157,670.00	157,670.00	111,451.10	84,187.52	162,850.00	
<u>200 MATERIAL &amp; SUPPLIES</u>							
483-202 JANITORIAL SUPPLIES	103.45	150.00	150.00	39.54	0.00	150.00	
483-203 OFFICE SUPPLIES	628.44	500.00	500.00	57.97	1,067.83	0.00	
483-204 PETROLEUM	3,284.26	3,000.00	3,000.00	2,538.82	3,358.50	3,500.00	
483-206 SAFETY EQUIPMENT	0.00	0.00	0.00	80.32	0.00	200.00	
483-209 OTHER OPERATING SUPPLIES	0.00	0.00	0.00	0.00	2,981.76	0.00	
483-214 MATERIALS AND SUPPLIES	<u>7,665.81</u>	<u>7,500.00</u>	<u>7,500.00</u>	<u>4,397.39</u>	<u>1,630.69</u>	<u>7,500.00</u>	
TOTAL 200 MATERIAL & SUPPLIES	11,681.96	11,150.00	11,150.00	7,114.04	9,038.78	11,350.00	
<u>300 OTHER SERVICES &amp; CHAR</u>							
483-311 CONTRACTUAL	3,562.42	3,500.00	3,500.00	1,433.52	0.00	0.00	
483-314 MOTIVE MAINTENANCE	6,796.48	6,000.00	6,000.00	10,122.22	1,020.22	6,000.00	
483-315 MAINTENANCE NON-MOTIVE	6,432.24	12,000.00	12,000.00	3,820.33	2,369.05	10,000.00	
483-317 TECHNOLOGY HARDWARE	0.00	150.00	150.00	282.65	0.00	150.00	
483-318 TECHNOLOGY SOFTWARE	150.00	150.00	150.00	179.48	0.00	450.00	
483-334 MEDICAL	0.00	150.00	150.00	0.00	0.00	0.00	
483-341 COMMUNICATIONS	8,765.38	6,230.00	6,230.00	6,162.60	6,722.91	2,647.00	
483-347 NATURAL GAS	4,187.28	4,500.00	4,500.00	2,971.88	0.00	4,500.00	
483-348 ELECTRICITY	9,057.48	9,500.00	9,500.00	7,110.87	289.33	9,500.00	
483-362 UNIFORMS	0.00	250.00	250.00	0.00	0.00	250.00	
483-363 TRAVEL & TRAINING	263.70	1,000.00	1,000.00	707.86	2,186.35	3,700.00	
483-364 DUES & MEMBERSHIPS	75.00	100.00	100.00	0.00	153.00	200.00	
483-388 PCARD PURCHASES	<u>0.00</u>	<u>4,500.00</u>	<u>4,500.00</u>	<u>0.00</u>	<u>0.00</u>	<u>4,500.00</u>	
TOTAL 300 OTHER SERVICES & CHAR	39,289.98	48,030.00	48,030.00	32,791.41	12,740.86	41,897.00	



PROPOSED BUDGET WORKSHEET

AS OF: MARCH 31ST, 2024

11 -GENERAL FUND

92 SENIOR CITIZEN CENTER

DEPARTMENT EXPENDITURES

DEPARTMENT EXPENDITURES	PRIOR YEAR	----- CURRENT YEAR -----			PROJECTED BALANCE	PROPOSED BUDGET
	ACTUAL	ORIGINAL	AMENDED	Y-T-D		
	2022-2023	BUDGET	BUDGET	ACTUAL		
<u>100 PERSONAL SERVICES</u>						
492-101 SALARIES	44,981.76	88,438.00	88,438.00	73,067.88	36,251.65	92,001.00
492-106 PART-TIME	20,229.00	26,000.00	26,000.00	11,434.94	12,096.84	26,000.00
492-111 CITY'S SHARE FICA	5,034.00	8,946.00	8,946.00	6,336.53	3,547.51	9,134.00
492-112 WORKMEN'S COMPENSATION	3,632.76	7,052.00	7,052.00	4,141.26	2,637.66	7,200.00
492-113 HEALTH INSURANCE	7,224.00	7,701.00	17,701.00	14,152.77	9,791.60	7,551.00
492-114 CITY RETIREMENT	3,833.97	9,356.00	9,356.00	5,935.05	2,968.18	9,552.00
492-118 LONGEVITY	1,830.00	2,009.00	2,009.00	1,120.00	850.02	187.00
492-120 EMPLOYEE FOOTWEAR	162.42	162.00	162.00	162.42	0.00	162.00
492-123 UNEMPLOYMENT	0.00	500.00	500.00	0.00	0.00	500.00
492-161 CELL PHONE STIPEND	0.00	0.00	0.00	0.00	0.00	420.00
492-163 SEVERANCE PAY	<u>0.00</u>	<u>0.00</u>	<u>0.00</u>	<u>0.00</u>	<u>0.00</u>	<u>716.00</u>
TOTAL 100 PERSONAL SERVICES	86,927.91	150,164.00	160,164.00	116,350.85	68,143.46	153,423.00
<u>200 MATERIAL &amp; SUPPLIES</u>						
492-202 JANITORIAL SUPPLIES	5,164.80	4,700.00	4,700.00	3,533.56	3,558.03	4,700.00
492-204 PETROLEUM	982.30	1,200.00	1,200.00	859.59	1,342.50	1,200.00
492-206 SAFETY EQUIPMENT	11.35	50.00	50.00	0.00	0.00	0.00
492-214 MATERIALS AND SUPPLIES	<u>118.59</u>	<u>1,500.00</u>	<u>1,500.00</u>	<u>677.16</u>	<u>0.00</u>	<u>1,500.00</u>
TOTAL 200 MATERIAL & SUPPLIES	6,277.04	7,450.00	7,450.00	5,070.31	4,900.53	7,400.00
<u>300 OTHER SERVICES &amp; CHAR</u>						
492-311 CONTRACTUAL	0.00	0.00	0.00	0.00	419.40	0.00
492-314 MOTIVE MAINTENANCE	2,818.40	1,200.00	1,200.00	813.43	20.04	1,200.00
492-315 MAINTENANCE NON-MOTIVE	1,135.98	1,500.00	11,500.00	10,546.35	0.00	10,000.00
492-317 TECHNOLOGY HARDWARE	19.89	100.00	100.00	0.00	0.00	100.00
492-318 TECHNOLOGY SOFTWARE	300.00	900.00	900.00	450.00	0.00	1,300.00
492-334 MEDICAL	117.08	150.00	150.00	120.83	0.00	150.00
492-341 COMMUNICATIONS	1,425.06	1,200.00	1,200.00	1,085.43	262.24	3,024.00
492-347 NATURAL GAS	4,483.27	5,000.00	5,000.00	2,773.00	3,855.37	5,000.00
492-348 ELECTRICITY	15,070.60	16,300.00	16,300.00	11,719.59	15,295.78	20,000.00
492-363 TRAVEL & TRAINING	5.52	300.00	300.00	0.00	633.79	300.00
492-379 UNCLASSIFIED	0.00	0.00	0.00	0.00	1,770.00	0.00
492-388 PCARD PURCHASES	<u>0.00</u>	<u>100.00</u>	<u>100.00</u>	<u>0.00</u>	<u>0.00</u>	<u>100.00</u>
TOTAL 300 OTHER SERVICES & CHAR	25,375.80	26,750.00	36,750.00	27,508.63	22,256.62	41,174.00
<u>400 CAPITAL OUTLAY</u>						
492-401 CAPITAL OUTLAY	<u>0.00</u>	<u>0.00</u>	<u>0.00</u>	<u>0.00</u>	<u>4,985.00</u>	<u>0.00</u>
TOTAL 400 CAPITAL OUTLAY	0.00	0.00	0.00	0.00	4,985.00	0.00
TOTAL 92 SENIOR CITIZEN CENTER	118,580.75	184,364.00	204,364.00	148,929.79	100,285.61	201,997.00

=====



PROPOSED BUDGET WORKSHEET

AS OF: MARCH 31ST, 2024

11 -GENERAL FUND

94 MUSEUM

DEPARTMENT EXPENDITURES	PRIOR YEAR	----- CURRENT YEAR -----				PROJECTED BALANCE	PROPOSED BUDGET
	ACTUAL	ORIGINAL	AMENDED	Y-T-D			
	2022-2023	BUDGET	BUDGET	ACTUAL			
<u>100 PERSONAL SERVICES</u>							
494-101 SALARIES	79,089.08	80,404.00	80,404.00	59,466.23	64,465.51	83,629.00	
494-103 SICK LEAVE BUY BACK	701.25	751.00	751.00	0.00	0.00	754.00	
494-108 OVERTIME	0.00	1,000.00	1,000.00	0.00	1,199.37	1,000.00	
494-111 CITY'S SHARE FICA	5,875.09	6,533.00	6,533.00	4,220.12	4,920.28	6,794.00	
494-112 WORKMEN'S COMPENSATION	3,976.08	5,149.00	5,149.00	3,023.73	3,539.70	5,355.00	
494-113 HEALTH INSURANCE	14,350.47	14,664.00	14,664.00	17,415.80	11,340.06	14,514.00	
494-114 CITY RETIREMENT	6,447.59	6,831.00	6,831.00	4,840.23	5,355.56	7,105.00	
494-118 LONGEVITY	1,270.00	1,555.00	1,555.00	720.00	1,105.02	1,820.00	
494-120 EMPLOYEE FOOTWEAR	108.28	108.00	108.00	108.28	0.00	108.00	
494-123 UNEMPLOYMENT	0.00	500.00	500.00	0.00	0.00	500.00	
494-161 CELL PHONE STIPEND	70.00	420.00	420.00	315.00	0.00	420.00	
494-163 SEVERANCE PAY	<u>0.00</u>	<u>1,183.00</u>	<u>1,183.00</u>	<u>0.00</u>	<u>0.00</u>	<u>1,104.00</u>	
TOTAL 100 PERSONAL SERVICES	111,887.84	119,098.00	119,098.00	90,109.39	91,925.50	123,103.00	
<u>200 MATERIAL &amp; SUPPLIES</u>							
494-202 JANITORIAL SUPPLIES	1,345.60	1,500.00	1,500.00	284.74	0.00	1,300.00	
494-203 OFFICE SUPPLIES	101.06	100.00	100.00	103.78	0.00	200.00	
494-206 SAFETY EQUIPMENT	99.95	150.00	150.00	0.00	0.00	150.00	
494-214 MATERIALS AND SUPPLIES	<u>86.00</u>	<u>500.00</u>	<u>500.00</u>	<u>694.36</u>	<u>0.00</u>	<u>500.00</u>	
TOTAL 200 MATERIAL & SUPPLIES	1,632.61	2,250.00	2,250.00	1,082.88	0.00	2,150.00	
<u>300 OTHER SERVICES &amp; CHAR</u>							
494-315 MAINTENANCE NON-MOTIVE	5,900.00	1,500.00	1,500.00	0.00	0.00	1,500.00	
494-318 TECHNOLOGY SOFTWARE	150.00	150.00	150.00	150.00	0.00	150.00	
494-334 MEDICAL	0.00	150.00	150.00	0.00	0.00	150.00	
494-341 COMMUNICATIONS	0.00	0.00	0.00	0.00	544.90	2,160.00	
494-347 NATURAL GAS	6,152.76	7,000.00	7,000.00	3,840.26	4,190.85	7,000.00	
494-348 ELECTRICITY	10,999.74	11,500.00	11,500.00	5,929.54	4,156.96	11,500.00	
494-363 TRAVEL & TRAINING	<u>14.22</u>	<u>500.00</u>	<u>500.00</u>	<u>355.00</u>	<u>90.00</u>	<u>500.00</u>	
TOTAL 300 OTHER SERVICES & CHAR	23,216.72	20,800.00	20,800.00	10,274.80	8,982.71	22,960.00	
TOTAL 94 MUSEUM	136,737.17	142,148.00	142,148.00	101,467.07	100,908.21	148,213.00	

PROPOSED BUDGET WORKSHEET

AS OF: MARCH 31ST, 2024

11 -GENERAL FUND

98 HOSPITAL

DEPARTMENT EXPENDITURES

DEPARTMENT EXPENDITURES	PRIOR YEAR	----- CURRENT YEAR -----			PROJECTED BALANCE	PROPOSED BUDGET
	ACTUAL	ORIGINAL	AMENDED	Y-T-D		
	2022-2023	BUDGET	BUDGET	ACTUAL		

300 OTHER SERVICES & CHAR

TOTAL

TOTAL

\*\*\* TOTAL EXPENDITURES \*\*\*

13,886,730.45	18,285,352.00	18,285,352.00	10,281,186.27	10,028,131.91	18,803,392.00
---------------	---------------	---------------	---------------	---------------	---------------

\*\*\* END OF REPORT \*\*\*

PROPOSED BUDGET WORKSHEET

AS OF: MARCH 31ST, 2024

13 -HOTEL-MOTEL TAX

FINANCIAL SUMMARY	PRIOR YEAR	----- CURRENT YEAR -----			PROJECTED BALANCE	PROPOSED BUDGET
	ACTUAL	ORIGINAL	AMENDED	Y-T-D		
	2022-2023	BUDGET	BUDGET	ACTUAL		

REVENUE SUMMARY

30 TAXES	514,254.16	584,051.00	584,051.00	424,611.15	546,894.87	566,148.00
35 INTEREST	0.00	0.00	0.00	0.00	7,494.93	0.00
36 MISCELLANEOUS	0.00	0.00	0.00	0.00	128,705.64	0.00
37 TRANSFER FROM OTHER FU	0.00	120,000.00	120,000.00	0.00	0.00	135,000.00
38 GRANT REVENUE	107,635.73	107,980.00	107,980.00	77,061.86	0.00	107,980.00
39 OTHER	<u>0.00</u>	<u>10,000.00</u>	<u>10,000.00</u>	<u>0.00</u>	<u>0.00</u>	<u>10,000.00</u>
*** TOTAL REVENUES ***	621,889.89	822,031.00	822,031.00	501,673.01	683,095.44	819,128.00

EXPENDITURE SUMMARY

23 HOTEL-MOTEL TAX	<u>707,556.53</u>	<u>822,031.00</u>	<u>822,031.00</u>	<u>532,521.53</u>	<u>759,875.68</u>	<u>819,128.00</u>
*** TOTAL EXPENDITURES ***	707,556.53	822,031.00	822,031.00	532,521.53	759,875.68	819,128.00
** REVENUES OVER (UNDER) EXPENDITURES **	( 85,666.64)	0.00	0.00	( 30,848.52)	( 76,780.24)	0.00



PROPOSED BUDGET WORKSHEET

AS OF: MARCH 31ST, 2024

13 -HOTEL-MOTEL TAX

00 NON DEPARTMENTAL

DEPARTMENT EXPENDITURES

	PRIOR YEAR	----- CURRENT YEAR -----			PROJECTED BALANCE	PROPOSED BUDGET
	ACTUAL	ORIGINAL	AMENDED	Y-T-D		
	2022-2023	BUDGET	BUDGET	ACTUAL		

600 INTER FUND TRANSFERS

-----

TOTAL

700 OTHER

-----

TOTAL

TOTAL

=====

PROPOSED BUDGET WORKSHEET

AS OF: MARCH 31ST, 2024

13 -HOTEL-MOTEL TAX

23 HOTEL-MOTEL TAX

DEPARTMENT EXPENDITURES

DEPARTMENT EXPENDITURES	PRIOR YEAR	----- CURRENT YEAR -----			PROJECTED BALANCE	PROPOSED BUDGET
	ACTUAL	ORIGINAL	AMENDED	Y-T-D		
	2022-2023	BUDGET	BUDGET	ACTUAL		

600 INTER FUND TRANSFERS

423-611 TRANSFER TO GENERAL FUND	<u>707,556.53</u>	<u>819,599.00</u>	<u>819,599.00</u>	<u>532,521.53</u>	<u>759,875.68</u>	<u>814,853.00</u>
TOTAL 600 INTER FUND TRANSFERS	707,556.53	819,599.00	819,599.00	532,521.53	759,875.68	814,853.00

700 OTHER

423-703 RESERVE FOR SPECIFIC PURPOSES	<u>0.00</u>	<u>2,432.00</u>	<u>2,432.00</u>	<u>0.00</u>	<u>0.00</u>	<u>4,275.00</u>
TOTAL 700 OTHER	0.00	2,432.00	2,432.00	0.00	0.00	4,275.00

TOTAL 23 HOTEL-MOTEL TAX	707,556.53	822,031.00	822,031.00	532,521.53	759,875.68	819,128.00
--------------------------	------------	------------	------------	------------	------------	------------

=====

*** TOTAL EXPENDITURES ***	707,556.53	822,031.00	822,031.00	532,521.53	759,875.68	819,128.00
----------------------------	------------	------------	------------	------------	------------	------------

=====

\*\*\* END OF REPORT \*\*\*

PROPOSED BUDGET WORKSHEET

AS OF: MARCH 31ST, 2024

15 -WMA LIMITD PURP SALES TAX

FINANCIAL SUMMARY	PRIOR YEAR	----- CURRENT YEAR -----				PROJECTED BALANCE	PROPOSED BUDGET
	ACTUAL	ORIGINAL	AMENDED	Y-T-D			
	2022-2023	BUDGET	BUDGET	ACTUAL			

REVENUE SUMMARY

30 TAXES	4,936,791.48	4,887,939.00	4,887,939.00	3,894,206.61	3,084,331.96	5,062,470.00
35 INTEREST	159,230.06	142,917.00	142,917.00	225,556.39	67,228.72	336,831.00
37 TRANSFER FROM OTHER FU	0.00	0.00	0.00	0.00	4,946,090.07	0.00
39 OTHER	<u>0.00</u>	<u>350,000.00</u>	<u>350,000.00</u>	<u>0.00</u>	<u>0.00</u>	<u>10,000.00</u>
*** TOTAL REVENUES ***	<u>5,096,021.54</u>	<u>5,380,856.00</u>	<u>5,380,856.00</u>	<u>4,119,763.00</u>	<u>8,097,650.75</u>	<u>5,409,301.00</u>

EXPENDITURE SUMMARY

00 NON DEPARTMENTAL	3,276,113.60	4,750,856.00	4,680,856.00	2,421,034.66	2,955,508.83	3,760,301.00
62 PARKS	0.00	0.00	0.00	0.00	4,946,281.64	162,000.00
64 STREETS	0.00	500,000.00	500,000.00	389,354.00	48,444.75	1,200,000.00
67 BUILDING MAINT	0.00	0.00	0.00	0.00	0.00	127,000.00
68 FLEET MANAGEMENT	<u>0.00</u>	<u>130,000.00</u>	<u>200,000.00</u>	<u>107,316.66</u>	<u>0.00</u>	<u>0.00</u>
*** TOTAL EXPENDITURES ***	<u>3,276,113.60</u>	<u>5,380,856.00</u>	<u>5,380,856.00</u>	<u>2,917,705.32</u>	<u>7,950,235.22</u>	<u>5,249,301.00</u>

** REVENUES OVER (UNDER) EXPENDITURES **	<u>1,819,907.94</u>	<u>0.00</u>	<u>0.00</u>	<u>1,202,057.68</u>	<u>147,415.53</u>	<u>160,000.00</u>
--	---------------------	-------------	-------------	---------------------	-------------------	-------------------



PROPOSED BUDGET WORKSHEET

AS OF: MARCH 31ST, 2024

15 -WMA LIMITD PURP SALES TAX

00 NON DEPARTMENTAL

DEPARTMENT EXPENDITURES

DEPARTMENT EXPENDITURES	PRIOR YEAR	----- CURRENT YEAR -----			PROJECTED BALANCE	PROPOSED BUDGET
	ACTUAL	ORIGINAL	AMENDED	Y-T-D		
	2022-2023	BUDGET	BUDGET	ACTUAL		

500 DEBT SERVICE

TOTAL						
-------	--	--	--	--	--	--

600 INTER FUND TRANSFERS

400-611 TRANSFER TO OTHER FUNDS	3,276,113.60	250,000.00	250,000.00	2,421,034.66	2,955,508.83	250,000.00
400-674 TRANSFER TO DEBT SERVICE FUND	<u>0.00</u>	<u>3,497,518.00</u>	<u>3,497,518.00</u>	<u>0.00</u>	<u>0.00</u>	<u>3,453,648.00</u>
TOTAL 600 INTER FUND TRANSFERS	3,276,113.60	3,747,518.00	3,747,518.00	2,421,034.66	2,955,508.83	3,703,648.00

700 OTHER

400-703 RESERVE FOR SPECIFIC FUND PURP	<u>0.00</u>	<u>1,003,338.00</u>	<u>933,338.00</u>	<u>0.00</u>	<u>0.00</u>	<u>56,653.00</u>
TOTAL 700 OTHER	0.00	1,003,338.00	933,338.00	0.00	0.00	56,653.00

TOTAL 00 NON DEPARTMENTAL	3,276,113.60	4,750,856.00	4,680,856.00	2,421,034.66	2,955,508.83	3,760,301.00
---------------------------	--------------	--------------	--------------	--------------	--------------	--------------

=====



PROPOSED BUDGET WORKSHEET

AS OF: MARCH 31ST, 2024

15 -WMA LIMITD PURP SALES TAX

41 AIRPORT

DEPARTMENT EXPENDITURES

DEPARTMENT EXPENDITURES	PRIOR YEAR	----- CURRENT YEAR -----			PROJECTED BALANCE	PROPOSED BUDGET
	ACTUAL	ORIGINAL	AMENDED	Y-T-D		
	2022-2023	BUDGET	BUDGET	ACTUAL		

400 CAPITAL OUTLAY

TOTAL

TOTAL

=====











PROPOSED BUDGET WORKSHEET

AS OF: MARCH 31ST, 2024

15 -WMA LIMITD PURP SALES TAX

98 HOSPITAL

DEPARTMENT EXPENDITURES	PRIOR YEAR	----- CURRENT YEAR -----			PROJECTED BALANCE	PROPOSED BUDGET
	ACTUAL	ORIGINAL	AMENDED	Y-T-D		
	2022-2023	BUDGET	BUDGET	ACTUAL		

400 CAPITAL OUTLAY	_____	_____	_____	_____	_____	_____
TOTAL						

500 DEBT SERVICE	_____	_____	_____	_____	_____	_____
TOTAL						

TOTAL	=====	=====	=====	=====	=====	=====
-------	-------	-------	-------	-------	-------	-------

*** TOTAL EXPENDITURES ***	3,276,113.60	5,380,856.00	5,380,856.00	2,917,705.32	7,950,235.22	5,249,301.00
	=====	=====	=====	=====	=====	=====

\*\*\* END OF REPORT \*\*\*

PROPOSED BUDGET WORKSHEET

AS OF: MARCH 31ST, 2024

16 -RESTRICTED REV SALES TAX

FINANCIAL SUMMARY

	PRIOR YEAR	----- CURRENT YEAR -----				PROJECTED BALANCE	PROPOSED BUDGET
	ACTUAL	ORIGINAL	AMENDED	Y-T-D			
	2022-2023	BUDGET	BUDGET	ACTUAL			

REVENUE SUMMARY

30 TAXES	1,645,597.16	1,629,313.00	1,629,313.00	1,298,068.87	1,542,165.99	1,687,490.00
35 INTEREST	119,615.40	105,507.00	105,507.00	153,087.31	27,885.36	204,116.00
37 TRANSFER FROM OTHER FU	622,059.86	0.00	0.00	0.00	0.00	0.00
39 OTHER	<u>0.00</u>	<u>1,850,000.00</u>	<u>1,850,000.00</u>	<u>0.00</u>	<u>0.00</u>	<u>1,763,471.00</u>
*** TOTAL REVENUES ***	<u>2,387,272.42</u>	<u>3,584,820.00</u>	<u>3,584,820.00</u>	<u>1,451,156.18</u>	<u>1,570,051.35</u>	<u>3,655,077.00</u>

EXPENDITURE SUMMARY

00 NON DEPARTMENTAL	632,663.31	1,929,508.00	1,631,313.00	511,069.77	0.00	2,364,719.00
02 CITY MANAGER	2,054.86	0.00	0.00	0.00	13,536.00	0.00
06 COMMUNITY DEVELOPMENT	384.99	0.00	0.00	0.00	4,354.76	28,500.00
08 INFORMATION TECHNOLOG	4,092.38	78,013.00	78,013.00	5,740.85	10,169.04	3,100.00
20 HUMAN RESOURCES	1,325.89	1,850.00	1,850.00	0.00	0.00	600.00
21 CITY CLERK	1,187.06	400.00	5,500.00	3,265.62	34,220.40	6,994.00
22 CITY FINANCE	210.06	0.00	0.00	0.00	3,400.86	6,500.00
23 CITY AT LARGE	79,338.09	129,378.00	219,378.00	109,979.10	448,602.25	0.00
24 CITY COURT	0.00	1,400.00	1,400.00	0.00	1,312.24	0.00
25 EXECUTIVE MANAGEMENT	5,655.57	8,340.00	8,340.00	3,472.55	0.00	12,800.00
31 LIBRARY	450.38	12,800.00	12,800.00	8,366.00	48,361.98	25,000.00
41 AIRPORT	0.00	0.00	0.00	0.00	3,804.87	0.00
51 UTILITY BILLING	0.00	103,850.00	103,850.00	734.00	0.00	84,500.00
57 ELECTRIC	7,731.00	0.00	40,500.00	24,272.49	0.00	0.00
58 EVENT COMPLEX	15,807.36	22,000.00	22,000.00	4,307.25	0.00	35,000.00
59 SPORTS & RECREATION	69,876.17	104,080.00	104,080.00	76,321.54	0.00	88,470.00
60 CONSTRUCTION	0.00	87,065.00	87,065.00	9,045.18	0.00	18,561.00
62 PARK	23,492.44	110,500.00	130,500.00	73,828.43	25,346.76	66,799.00
63 CEMETERY	13,558.00	130,000.00	130,000.00	116,415.80	11,278.30	186,650.00
64 STREET	510,448.90	463,340.00	463,340.00	17,787.37	55,873.24	27,167.00
67 BUILDING MAINTENANCE	78,960.00	100,000.00	100,000.00	0.00	42,449.68	197,650.00
68 FLEET MANAGEMENT	5,408.46	53,740.00	98,057.00	6,254.55	1,807.23	29,340.00
71 POLICE ADMINISTRATION	0.00	350.00	350.00	0.00	361.29	0.00
72 DISPATCH	973.29	3,665.00	3,665.00	1,037.22	2,147.97	19,500.00
73 POLICE	106,255.37	161,555.00	161,555.00	78,145.97	104,996.16	150,693.00
74 DETECTIVES	1,221.50	3,300.00	3,300.00	0.00	0.00	0.00
76 ANIMAL CONTROL	5,210.26	18,186.00	18,186.00	6,250.23	0.00	101,436.00
77 COUNTY E911	0.00	13,600.00	13,600.00	0.00	0.00	0.00
81 FIRE ADMINISTRATION	0.00	1,500.00	21,700.00	8,853.62	12,680.01	25,260.00
82 FIRE	633,679.18	37,500.00	95,578.00	31,965.02	222,432.60	80,268.00
83 EMERGENCY MGMT.	0.00	8,000.00	18,000.00	13,094.12	41,437.10	20,570.00
92 SENIOR CITIZENS CENTE	0.00	900.00	10,900.00	7,293.00	23,506.23	75,000.00
93 KID'S, INC.	0.00	0.00	0.00	0.00	15,273.69	0.00
94 MUSEUM	<u>42,442.50</u>	<u>0.00</u>	<u>0.00</u>	<u>0.00</u>	<u>12,130.68</u>	<u>0.00</u>
*** TOTAL EXPENDITURES ***	<u>2,242,427.02</u>	<u>3,584,820.00</u>	<u>3,584,820.00</u>	<u>1,117,499.68</u>	<u>1,139,483.34</u>	<u>3,655,077.00</u>













PROPOSED BUDGET WORKSHEET

AS OF: MARCH 31ST, 2024

16 -RESTRICTED REV SALES TAX

09 CONFERENCE CENTER

DEPARTMENT EXPENDITURES

PRIOR YEAR

----- CURRENT YEAR -----

ACTUAL

ORIGINAL

AMENDED

Y-T-D

PROJECTED

PROPOSED

2022-2023

BUDGET

BUDGET

ACTUAL

BALANCE

BUDGET

400 CAPITAL OUTLAY

TOTAL

TOTAL

=====







PROPOSED BUDGET WORKSHEET

AS OF: MARCH 31ST, 2024

16 -RESTRICTED REV SALES TAX

23 CITY AT LARGE

DEPARTMENT EXPENDITURES

DEPARTMENT EXPENDITURES	PRIOR YEAR	----- CURRENT YEAR -----			PROJECTED BALANCE	PROPOSED BUDGET
	ACTUAL	ORIGINAL	AMENDED	Y-T-D		
	2022-2023	BUDGET	BUDGET	ACTUAL		

400 CAPITAL OUTLAY

423-401 CAPITAL OUTLAY	35,455.85	35,000.00	35,000.00	39,089.21	448,602.25	0.00
423-401-18POLICE BLDG REMODEL	36,382.24	0.00	90,000.00	25,541.89	0.00	0.00
423-401-19420' GUYED TOWER	7,500.00	0.00	0.00	0.00	0.00	0.00
423-402 CAPITAL OUTLAY (TECHNOLOGY)	<u>0.00</u>	<u>94,378.00</u>	<u>94,378.00</u>	<u>45,348.00</u>	<u>0.00</u>	<u>0.00</u>
TOTAL 400 CAPITAL OUTLAY	79,338.09	129,378.00	219,378.00	109,979.10	448,602.25	0.00

600 INTER FUND TRANSFERS

TOTAL	-----	-----	-----	-----	-----	-----
-------	-------	-------	-------	-------	-------	-------

TOTAL 23 CITY AT LARGE	<u>79,338.09</u>	<u>129,378.00</u>	<u>219,378.00</u>	<u>109,979.10</u>	<u>448,602.25</u>	<u>0.00</u>
------------------------	------------------	-------------------	-------------------	-------------------	-------------------	-------------





PROPOSED BUDGET WORKSHEET

AS OF: MARCH 31ST, 2024

16 -RESTRICTED REV SALES TAX

26 BSGC

DEPARTMENT EXPENDITURES

PRIOR YEAR

----- CURRENT YEAR -----

ACTUAL

ORIGINAL

AMENDED

Y-T-D

PROJECTED

PROPOSED

2022-2023

BUDGET

BUDGET

ACTUAL

BALANCE

BUDGET

400 CAPITAL OUTLAY

TOTAL

TOTAL

=====









PROPOSED BUDGET WORKSHEET

AS OF: MARCH 31ST, 2024

16 -RESTRICTED REV SALES TAX

57 ELECTRIC

DEPARTMENT EXPENDITURES

PRIOR YEAR

----- CURRENT YEAR -----

ACTUAL

ORIGINAL

AMENDED

Y-T-D

PROJECTED

PROPOSED

2022-2023

BUDGET

BUDGET

ACTUAL

BALANCE

BUDGET

400 CAPITAL OUTLAY

457-401 CAPITAL OUTLAY 7,731.00 0.00 40,500.00 24,172.50 0.00 0.00

457-402 CAPITAL OUTLAY (TECHNOLOGY) 0.00 0.00 0.00 99.99 0.00 0.00

TOTAL 400 CAPITAL OUTLAY 7,731.00 0.00 40,500.00 24,272.49 0.00 0.00

TOTAL 57 ELECTRIC 7,731.00 0.00 40,500.00 24,272.49 0.00 0.00

=====















PROPOSED BUDGET WORKSHEET

AS OF: MARCH 31ST, 2024

16 -RESTRICTED REV SALES TAX

65 WATER

DEPARTMENT EXPENDITURES

PRIOR YEAR

----- CURRENT YEAR -----

ACTUAL

ORIGINAL

AMENDED

Y-T-D

PROJECTED

PROPOSED

2022-2023

BUDGET

BUDGET

ACTUAL

BALANCE

BUDGET

400 CAPITAL OUTLAY

TOTAL

TOTAL

=====

PROPOSED BUDGET WORKSHEET

AS OF: MARCH 31ST, 2024

16 -RESTRICTED REV SALES TAX

66 WASTE WATER

DEPARTMENT EXPENDITURES

PRIOR YEAR

----- CURRENT YEAR -----

ACTUAL

ORIGINAL

AMENDED

Y-T-D

PROJECTED

PROPOSED

2022-2023

BUDGET

BUDGET

ACTUAL

BALANCE

BUDGET

400 CAPITAL OUTLAY

TOTAL

TOTAL

=====

















PROPOSED BUDGET WORKSHEET

AS OF: MARCH 31ST, 2024

16 -RESTRICTED REV SALES TAX

76 ANIMAL CONTROL

DEPARTMENT EXPENDITURES

PRIOR YEAR

----- CURRENT YEAR -----

ACTUAL

ORIGINAL

AMENDED

Y-T-D

PROJECTED

PROPOSED

2022-2023

BUDGET

BUDGET

ACTUAL

BALANCE

BUDGET

400 CAPITAL OUTLAY

476-401 CAPITAL OUTLAY 5,210.26 16,185.00 16,185.00 6,250.23 0.00 99,884.00

476-402 CAPITAL OUTLAY (TECHNOLOGY) 0.00 2,001.00 2,001.00 0.00 0.00 1,552.00

TOTAL 400 CAPITAL OUTLAY 5,210.26 18,186.00 18,186.00 6,250.23 0.00 101,436.00

TOTAL 76 ANIMAL CONTROL 5,210.26 18,186.00 18,186.00 6,250.23 0.00 101,436.00

=====





PROPOSED BUDGET WORKSHEET

AS OF: MARCH 31ST, 2024

16 -RESTRICTED REV SALES TAX

82 FIRE

DEPARTMENT EXPENDITURES

DEPARTMENT EXPENDITURES	PRIOR YEAR	----- CURRENT YEAR -----			PROJECTED BALANCE	PROPOSED BUDGET
	ACTUAL	ORIGINAL	AMENDED	Y-T-D		
	2022-2023	BUDGET	BUDGET	ACTUAL		

400 CAPITAL OUTLAY

482-401 CAPITAL OUTLAY	632,731.86	25,000.00	83,078.00	31,665.08	222,432.60	80,268.00
482-402 CAPITAL OUTLAY (TECHNOLOGY)	<u>947.32</u>	<u>12,500.00</u>	<u>12,500.00</u>	<u>299.94</u>	<u>0.00</u>	<u>0.00</u>
TOTAL 400 CAPITAL OUTLAY	633,679.18	37,500.00	95,578.00	31,965.02	222,432.60	80,268.00

500 DEBT SERVICE

TOTAL	-----	-----	-----	-----	-----	-----
-------	-------	-------	-------	-------	-------	-------

TOTAL 82 FIRE	<u>633,679.18</u>	<u>37,500.00</u>	<u>95,578.00</u>	<u>31,965.02</u>	<u>222,432.60</u>	<u>80,268.00</u>
---------------	-------------------	------------------	------------------	------------------	-------------------	------------------









PROPOSED BUDGET WORKSHEET

AS OF: MARCH 31ST, 2024

16 -RESTRICTED REV SALES TAX

98 HOSPITAL

DEPARTMENT EXPENDITURES

DEPARTMENT EXPENDITURES	PRIOR YEAR	----- CURRENT YEAR -----			PROJECTED BALANCE	PROPOSED BUDGET
	ACTUAL	ORIGINAL	AMENDED	Y-T-D		
	2022-2023	BUDGET	BUDGET	ACTUAL		

400 CAPITAL OUTLAY

TOTAL

TOTAL

\*\*\* TOTAL EXPENDITURES \*\*\*

2,242,427.02	3,584,820.00	3,584,820.00	1,117,499.68	1,139,483.34	3,655,077.00
--------------	--------------	--------------	--------------	--------------	--------------

\*\*\* END OF REPORT \*\*\*

\*\*\* END OF REPORT \*\*\*

\*\*\* END OF REPORT \*\*\*

PROPOSED BUDGET WORKSHEET

AS OF: MARCH 31ST, 2024

30 -GRANT FUND

FINANCIAL SUMMARY	PRIOR YEAR	----- CURRENT YEAR -----			PROJECTED BALANCE	PROPOSED BUDGET
	ACTUAL	ORIGINAL	AMENDED	Y-T-D		
	2022-2023	BUDGET	BUDGET	ACTUAL		

REVENUE SUMMARY

35 INTEREST	50,370.61	0.00	0.00	51,138.89	6,309.79	0.00
38 GRANT REVENUE	1,243,500.30	118,198.00	4,822,298.00	1,235,497.85	1,169,924.40	106,660.00
39 OTHER	<u>0.00</u>	<u>1,001,700.00</u>	<u>1,001,700.00</u>	<u>0.00</u>	<u>0.00</u>	<u>406,000.00</u>

*** TOTAL REVENUES ***	<u>1,293,870.91</u>	<u>1,119,898.00</u>	<u>5,823,998.00</u>	<u>1,286,636.74</u>	<u>1,176,234.19</u>	<u>512,660.00</u>
------------------------	---------------------	---------------------	---------------------	---------------------	---------------------	-------------------

EXPENDITURE SUMMARY

NON-DEPARTMENTAL	0.00	66,385.00	66,385.00	0.00	0.00	476,000.00
CITY @ LARGE	301,410.68	0.00	2,749,100.00	1,903,906.88	12,719.28	0.00
LIBRARY GRANTS	23,657.53	11,513.00	11,513.00	10,391.02	0.00	11,660.00
AIRPORT GRANTS	59,960.00	0.00	1,866,400.00	974,883.25	644,130.23	0.00
WATER GRANTS	11,000.00	1,000,000.00	1,000,000.00	0.00	0.00	0.00
WASTE WATER GRANTS	100,502.40	0.00	0.00	260,000.00	0.00	0.00
COUNTY E911	7,995.00	0.00	68,000.00	61,636.25	0.00	0.00
FIRE DEPT GRANTS	0.00	0.00	20,600.00	3,476.00	0.00	0.00
EMERGENCY MGMT. GRANTS	<u>0.00</u>	<u>42,000.00</u>	<u>42,000.00</u>	<u>10,587.38</u>	<u>0.00</u>	<u>25,000.00</u>

*** TOTAL EXPENDITURES ***	<u>504,525.61</u>	<u>1,119,898.00</u>	<u>5,823,998.00</u>	<u>3,224,880.78</u>	<u>656,849.51</u>	<u>512,660.00</u>
----------------------------	-------------------	---------------------	---------------------	---------------------	-------------------	-------------------

** REVENUES OVER (UNDER) EXPENDITURES **	<u>789,345.30</u>	<u>0.00</u>	<u>0.00</u>	<u>( 1,938,244.04)</u>	<u>519,384.68</u>	<u>0.00</u>
--	-------------------	-------------	-------------	------------------------	-------------------	-------------











PROPOSED BUDGET WORKSHEET

AS OF: MARCH 31ST, 2024

30 -GRANT FUND

PARK GRANTS

DEPARTMENT EXPENDITURES

PRIOR YEAR

----- CURRENT YEAR -----

ACTUAL

ORIGINAL

AMENDED

Y-T-D

PROJECTED

PROPOSED

2022-2023

BUDGET

BUDGET

ACTUAL

BALANCE

BUDGET

400 CAPITAL OUTLAY

TOTAL

TOTAL

=====











PROPOSED BUDGET WORKSHEET

AS OF: MARCH 31ST, 2024

30 -GRANT FUND

EMERGENCY MGMT. GRANTS

DEPARTMENT EXPENDITURES

	PRIOR YEAR	----- CURRENT YEAR -----			PROJECTED BALANCE	PROPOSED BUDGET
	ACTUAL	ORIGINAL	AMENDED	Y-T-D		
	2022-2023	BUDGET	BUDGET	ACTUAL		

400 CAPITAL OUTLAY

483-401 CAPITAL OUTLAY	0.00	42,000.00	42,000.00	10,587.38	0.00	25,000.00
TOTAL 400 CAPITAL OUTLAY	0.00	42,000.00	42,000.00	10,587.38	0.00	25,000.00

TOTAL EMERGENCY MGMT. GRANTS	0.00	42,000.00	42,000.00	10,587.38	0.00	25,000.00
	=====	=====	=====	=====	=====	=====

*** TOTAL EXPENDITURES ***	504,525.61	1,119,898.00	5,823,998.00	3,224,880.78	656,849.51	512,660.00
	=====	=====	=====	=====	=====	=====

\*\*\* END OF REPORT \*\*\*

PROPOSED BUDGET WORKSHEET

AS OF: MARCH 31ST, 2024

33 -SPECIAL AIRPORT

FINANCIAL SUMMARY	PRIOR YEAR	----- CURRENT YEAR -----			PROJECTED BALANCE	PROPOSED BUDGET
	ACTUAL	ORIGINAL	AMENDED	Y-T-D		
	2022-2023	BUDGET	BUDGET	ACTUAL		

REVENUE SUMMARY

30 TAXES	0.00	0.00	0.00	0.00	1,193.02	0.00
33 CHARGES FOR SERVICES	638,630.28	598,333.00	655,833.00	479,138.65	518,596.65	678,333.00
35 INTEREST	0.00	0.00	0.00	0.00	868.48	0.00
36 MISCELLANEOUS	714.70	941.00	941.00	9,104.30	774.44	12,139.00
37 TRANSFER FROM OTHER FU	0.00	180,000.00	180,000.00	0.00	0.00	145,000.00
39 OTHER	<u>0.00</u>	<u>10,000.00</u>	<u>10,000.00</u>	<u>0.00</u>	<u>0.00</u>	<u>10,000.00</u>
*** TOTAL REVENUES ***	639,344.98	789,274.00	846,774.00	488,242.95	521,432.59	845,472.00

EXPENDITURE SUMMARY

00 NON DEPARTMENTAL	0.00	11,163.00	11,163.00	0.00	0.00	1,757.00
41 AIRPORT	<u>1,047,187.63</u>	<u>778,111.00</u>	<u>835,611.00</u>	<u>616,507.40</u>	<u>530,993.74</u>	<u>843,715.00</u>
*** TOTAL EXPENDITURES ***	1,047,187.63	789,274.00	846,774.00	616,507.40	530,993.74	845,472.00
** REVENUES OVER (UNDER) EXPENDITURES **	( 407,842.65)	0.00	0.00	( 128,264.45)	( 9,561.15)	0.00





PROPOSED BUDGET WORKSHEET

AS OF: MARCH 31ST, 2024

33 -SPECIAL AIRPORT

41 AIRPORT

DEPARTMENT EXPENDITURES	PRIOR YEAR	----- CURRENT YEAR -----				PROJECTED BALANCE	PROPOSED BUDGET
	ACTUAL	ORIGINAL	AMENDED	Y-T-D			
	2022-2023	BUDGET	BUDGET	ACTUAL			
<u>100 PERSONAL SERVICES</u>							
441-101 SALARIES	133,248.52	157,831.00	157,831.00	108,463.26	60,163.76	157,351.00	
441-102 STANDBY	2,834.28	2,000.00	2,000.00	2,163.76	0.00	2,000.00	
441-104 MECHANIC WAGES	0.00	20,000.00	20,000.00	0.00	0.00	20,000.00	
441-106 PART-TIME	12,117.50	20,000.00	20,000.00	8,445.50	11,737.80	20,000.00	
441-108 OVERTIME	0.00	3,500.00	3,500.00	162.44	7,427.10	3,500.00	
441-111 CITY'S SHARE FICA	11,289.19	14,447.00	14,447.00	8,756.18	6,103.22	14,410.00	
441-112 WORKMEN'S COMPENSATION	8,707.80	11,388.00	11,388.00	6,687.63	5,444.04	11,359.00	
441-113 HEALTH INSURANCE	24,706.41	22,190.00	22,190.00	21,834.54	8,727.04	21,710.00	
441-114 RETIREMENT	11,295.53	15,108.00	15,108.00	8,963.34	5,338.29	15,069.00	
441-118 LONGEVITY	1,060.00	1,421.00	1,421.00	620.00	348.00	1,664.00	
441-120 EMPLOYEE FOOTWEAR	216.56	217.00	217.00	270.70	0.00	217.00	
441-123 UNEMPLOYMENT	0.00	500.00	500.00	0.00	0.00	500.00	
441-161 CELL PHONE STIPEND	560.00	840.00	840.00	630.00	0.00	840.00	
441-163 SEVERANCE PAY	0.00	2,759.00	2,759.00	0.00	0.00	2,512.00	
TOTAL 100 PERSONAL SERVICES	206,035.79	272,201.00	272,201.00	166,997.35	105,289.25	271,132.00	
<u>200 MATERIAL &amp; SUPPLIES</u>							
441-201 EXPENDABLE TOOLS	697.99	1,000.00	1,000.00	199.99	0.00	1,000.00	
441-202 JANITORIAL SUPPLIES	634.93	1,300.00	1,300.00	1,158.44	210.81	1,300.00	
441-203 OFFICE SUPPLIES	320.48	1,000.00	1,000.00	251.15	767.01	1,000.00	
441-204 PETROLEUM	522,043.77	400,000.00	450,000.00	370,343.16	369,837.03	460,000.00	
441-205 CHEMICALS/FERTILIZERS	659.96	750.00	750.00	19.60	0.00	1,000.00	
441-206 SAFETY EQUIPMENT	654.84	1,000.00	1,000.00	28.41	353.08	1,000.00	
441-209 OTHER OPERATING SUPPLIES	0.00	0.00	0.00	0.00	1,036.98	0.00	
441-212 REFERENCE MATERIAL	0.00	500.00	500.00	0.00	0.00	500.00	
441-214 MATERIALS AND SUPPLIES	8,702.62	4,000.00	4,000.00	5,733.28	3,442.56	5,000.00	
441-215 AIRCRAFT SUPPLIES/PARTS	4,809.83	4,000.00	4,000.00	682.74	0.00	4,000.00	
441-242 POSTAGE	0.00	300.00	300.00	0.00	0.00	300.00	
TOTAL 200 MATERIAL & SUPPLIES	538,524.42	413,850.00	463,850.00	378,416.77	375,647.47	475,100.00	
<u>300 OTHER SERVICES &amp; CHAR</u>							
441-311 CONTRACTUAL	7,536.73	8,000.00	8,000.00	6,055.66	11,814.52	8,000.00	
441-314 MOTIVE MAINTENANCE	17,204.30	7,000.00	7,000.00	3,793.03	1,806.52	8,500.00	
441-315 MAINTENANCE NON-MOTIVE	5,228.22	6,000.00	6,000.00	6,265.89	6,023.02	8,000.00	
441-317 TECHNOLOGY HARDWARE	602.62	550.00	550.00	0.00	0.00	550.00	
441-318 TECHNOLOGY SOFTWARE	1,056.00	5,000.00	5,000.00	372.00	0.00	5,042.00	
441-334 MEDICAL	309.80	150.00	150.00	120.83	311.40	150.00	
441-341 COMMUNICATIONS	5,025.30	3,910.00	3,910.00	3,730.16	7,271.11	3,796.00	
441-347 NATURAL GAS	7,152.50	8,000.00	8,000.00	5,178.39	5,576.50	8,000.00	
441-348 ELECTRICITY	18,450.42	17,500.00	17,500.00	14,695.53	16,091.46	17,500.00	
441-351 INSURANCE-VEH,BLD,GL	0.00	7,650.00	7,650.00	8,180.00	0.00	7,650.00	
441-362 UNIFORMS	361.00	500.00	500.00	116.00	677.80	500.00	
441-363 TRAVEL & TRAINING	329.41	2,000.00	2,000.00	0.00	0.00	2,000.00	
441-364 DUES & MEMBERSHIPS	100.00	300.00	300.00	100.00	120.00	300.00	
441-379 UNCLASSIFIED	0.00	0.00	0.00	3,300.00	364.69	0.00	

PROPOSED BUDGET WORKSHEET

AS OF: MARCH 31ST, 2024

33 -SPECIAL AIRPORT

41 AIRPORT

DEPARTMENT EXPENDITURES

DEPARTMENT EXPENDITURES	PRIOR YEAR	----- CURRENT YEAR -----			PROJECTED	PROPOSED
	ACTUAL 2022-2023	ORIGINAL BUDGET	AMENDED BUDGET	Y-T-D ACTUAL		
441-388 PCARD PURCHASES	<u>0.00</u>	<u>2,500.00</u>	<u>2,500.00</u>	<u>0.00</u>	<u>0.00</u>	<u>2,500.00</u>
TOTAL 300 OTHER SERVICES & CHAR	63,356.30	69,060.00	69,060.00	51,907.49	50,057.02	72,488.00
<u>400 CAPITAL OUTLAY</u>						
441-401 CAPITAL OUTLAY	0.00	23,000.00	30,500.00	19,185.79	0.00	24,995.00
441-401-18AIRPORT FUEL SYSTEM #184	238,517.13	0.00	0.00	0.00	0.00	0.00
441-402 CAPITAL OUTLAY-TECHNOLOGY	<u>753.99</u>	<u>0.00</u>	<u>0.00</u>	<u>0.00</u>	<u>0.00</u>	<u>0.00</u>
TOTAL 400 CAPITAL OUTLAY	239,271.12	23,000.00	30,500.00	19,185.79	0.00	24,995.00
<u>600 INTER FUND TRANSFERS</u>						
TOTAL						
<hr/>						
TOTAL 41 AIRPORT	1,047,187.63	778,111.00	835,611.00	616,507.40	530,993.74	843,715.00
	=====	=====	=====	=====	=====	=====
*** TOTAL EXPENDITURES ***	1,047,187.63	789,274.00	846,774.00	616,507.40	530,993.74	845,472.00
	=====	=====	=====	=====	=====	=====

\*\*\* END OF REPORT \*\*\*

PROPOSED BUDGET WORKSHEET

AS OF: MARCH 31ST, 2024

74 -WMA DEBT SERVICE FUND

FINANCIAL SUMMARY	PRIOR YEAR	----- CURRENT YEAR -----			PROJECTED BALANCE	PROPOSED BUDGET
	ACTUAL	ORIGINAL	AMENDED	Y-T-D		
	2022-2023	BUDGET	BUDGET	ACTUAL		

REVENUE SUMMARY

37 TRANSFER FROM OTHER FU	<u>4,911,764.52</u>	<u>4,872,442.00</u>	<u>4,908,942.00</u>	<u>3,711,534.89</u>	<u>3,256,039.73</u>	<u>5,255,905.00</u>
---------------------------	---------------------	---------------------	---------------------	---------------------	---------------------	---------------------

*** TOTAL REVENUES ***	4,911,764.52	4,872,442.00	4,908,942.00	3,711,534.89	3,256,039.73	5,255,905.00
	=====	=====	=====	=====	=====	=====

EXPENDITURE SUMMARY

NON DEPARTMENTAL	638,559.86	14,000.00	14,000.00	6,500.00	3,000.00	14,000.00
CITY AT LARGE	1,163,565.19	1,162,179.00	1,162,179.00	868,187.34	189,891.47	1,163,744.00
BSGC	37,723.16	45,000.00	45,000.00	36,981.00	0.00	27,809.00
WMGC	10,464.00	10,464.00	10,464.00	7,848.00	0.00	35,013.00
PARKS	1,966,991.83	1,898,634.00	1,898,634.00	1,450,079.09	1,806,514.83	1,852,507.00
UTILITY	441,539.44	420,492.00	420,492.00	328,809.31	0.00	420,961.00
WATER	142,344.33	104,323.00	140,823.00	105,811.56	0.00	312,918.00
WASTE WATER	94,601.27	94,582.00	94,582.00	94,581.69	110,639.42	302,661.00
STORMWATER	276,315.41	312,968.00	312,968.00	205,398.90	0.00	314,494.00
FIRE	761,719.89	809,800.00	809,800.00	607,338.00	0.00	811,798.00
HOSPITAL	<u>0.00</u>	<u>0.00</u>	<u>0.00</u>	<u>0.00</u>	<u>1,145,994.00</u>	<u>0.00</u>

*** TOTAL EXPENDITURES ***	5,533,824.38	4,872,442.00	4,908,942.00	3,711,534.89	3,256,039.72	5,255,905.00
	=====	=====	=====	=====	=====	=====

** REVENUES OVER (UNDER) EXPENDITURES **	( 622,059.86)	0.00	0.00	0.00	0.01	0.00
	=====	=====	=====	=====	=====	=====







PROPOSED BUDGET WORKSHEET

AS OF: MARCH 31ST, 2024

74 -WMA DEBT SERVICE FUND

BSGC

DEPARTMENT EXPENDITURES

DEPARTMENT EXPENDITURES	PRIOR YEAR	----- CURRENT YEAR -----			PROJECTED BALANCE	PROPOSED BUDGET
	ACTUAL	ORIGINAL	AMENDED	Y-T-D		
	2022-2023	BUDGET	BUDGET	ACTUAL		

500 DEBT SERVICE

426-503	BSGC-JDF EQUIPMENT (PRINIPAL)	7,215.20	0.00	0.00	0.00	0.00
426-504	BSGC -JDF EQUIPMENT (INTEREST)	172.49	0.00	0.00	0.00	0.00
426-505	BSGC-YAMAHA CARTS- PRINCIPAL	27,084.53	45,000.00	45,000.00	24,486.26	26,237.00
426-506	BSGC-YAMAHA CARTS- INTEREST	<u>3,250.94</u>	<u>0.00</u>	<u>0.00</u>	<u>12,494.74</u>	<u>1,572.00</u>
TOTAL 500 DEBT SERVICE		37,723.16	45,000.00	45,000.00	36,981.00	27,809.00

TOTAL BSGC		37,723.16	45,000.00	45,000.00	36,981.00	27,809.00
		=====	=====	=====	=====	=====













PROPOSED BUDGET WORKSHEET

AS OF: MARCH 31ST, 2024

74 -WMA DEBT SERVICE FUND

FIRE

DEPARTMENT EXPENDITURES

	PRIOR YEAR	----- CURRENT YEAR -----			PROJECTED	PROPOSED
	ACTUAL	ORIGINAL	AMENDED	Y-T-D		
	2022-2023	BUDGET	BUDGET	ACTUAL	BALANCE	BUDGET

500 DEBT SERVICE

482-501	FNB LADDER TRUCK-PRINCIPAL	0.00	79,085.00	79,085.00	0.00	0.00	82,743.00
482-502	FNB LADDER TRUCK-INTEREST	0.00	24,732.00	24,732.00	0.00	0.00	21,074.00
482-505	SERIES 2020-FIRE STATION-PRIN	663,660.36	673,750.00	673,750.00	498,769.65	0.00	684,200.00
482-506	SERIES 2020-FIRE STATION-INT	46,151.07	32,233.00	32,233.00	30,705.66	0.00	23,781.00
482-507	SEB-2 FIRE TRUCKS-PRINCIPAL	38,340.83	0.00	0.00	59,009.83	0.00	0.00
482-508	SEB-2 FIRE TRUCKS-INTEREST	<u>13,567.63</u>	<u>0.00</u>	<u>0.00</u>	<u>18,852.86</u>	<u>0.00</u>	<u>0.00</u>
TOTAL 500 DEBT SERVICE		761,719.89	809,800.00	809,800.00	607,338.00	0.00	811,798.00

TOTAL FIRE		<u>761,719.89</u>	<u>809,800.00</u>	<u>809,800.00</u>	<u>607,338.00</u>	<u>0.00</u>	<u>811,798.00</u>
------------	--	-------------------	-------------------	-------------------	-------------------	-------------	-------------------

PROPOSED BUDGET WORKSHEET

AS OF: MARCH 31ST, 2024

74 -WMA DEBT SERVICE FUND

HOSPITAL

DEPARTMENT EXPENDITURES

	PRIOR YEAR	----- CURRENT YEAR -----			PROJECTED BALANCE	PROPOSED BUDGET
	ACTUAL	ORIGINAL	AMENDED	Y-T-D		
	2022-2023	BUDGET	BUDGET	ACTUAL		

300 OTHER SERVICES & CHAR

498-301 TRUSTEE FEES	0.00	0.00	0.00	0.00	1,200.00	0.00
TOTAL 300 OTHER SERVICES & CHAR	0.00	0.00	0.00	0.00	1,200.00	0.00

500 DEBT SERVICE

498-501 SERIES 2003 NOTE-PRINCIPAL	0.00	0.00	0.00	0.00	889,994.04	0.00
498-502 SERIES 2003 NOTE-INTEREST	0.00	0.00	0.00	0.00	254,799.96	0.00
TOTAL 500 DEBT SERVICE	0.00	0.00	0.00	0.00	1,144,794.00	0.00

TOTAL HOSPITAL	0.00	0.00	0.00	0.00	1,145,994.00	0.00
	=====	=====	=====	=====	=====	=====

*** TOTAL EXPENDITURES ***	5,533,824.38	4,872,442.00	4,908,942.00	3,711,534.89	3,256,039.72	5,255,905.00
	=====	=====	=====	=====	=====	=====

\*\*\* END OF REPORT \*\*\*

PROPOSED BUDGET WORKSHEET

AS OF: MARCH 31ST, 2024

75 -WMA

FINANCIAL SUMMARY	PRIOR YEAR	----- CURRENT YEAR -----			PROJECTED BALANCE	PROPOSED BUDGET
	ACTUAL	ORIGINAL	AMENDED	Y-T-D		
	2022-2023	BUDGET	BUDGET	ACTUAL		
REVENUE SUMMARY						
30 TAXES	3,644.12	3,153.00	3,153.00	1,389.20	4,269.79	2,073.00
33 CHARGES FOR SERVICES	8,578,735.04	9,465,706.00	9,465,706.00	6,488,540.31	5,108,915.65	10,393,203.00
35 INTEREST	110,599.24	109,323.00	109,323.00	109,594.41	28,857.30	163,661.00
36 MISCELLANEOUS	58,605.64	60,555.00	60,555.00	53,686.50	76,046.84	73,090.00
38 GRANT REVENUE	( 14,919.00)	0.00	0.00	( 653.94)	0.00	0.00
39 OTHER	<u>0.00</u>	<u>2,400,000.00</u>	<u>2,400,000.00</u>	<u>0.00</u>	<u>0.00</u>	<u>2,060,000.00</u>
*** TOTAL REVENUES ***	8,736,665.04	12,038,737.00	12,038,737.00	6,652,556.48	5,218,089.58	12,692,027.00
=====						
EXPENDITURE SUMMARY						
00 NON DEPARTMENTAL	3,725,479.09	5,914,988.00	5,849,988.00	2,816,849.64	1,244,726.65	7,072,632.00
23 CITY AT LARGE	109,872.45	0.00	40,000.00	27,977.53	0.00	0.00
26 BSGC	279,373.41	377,870.00	377,870.00	132,370.98	0.00	341,543.00
27 WMGC	21,042.48	50,000.00	50,000.00	29,712.78	0.00	115,420.00
50 PUBLIC WORKS ADM.	173,174.44	201,846.00	206,846.00	135,989.74	169,745.99	229,216.00
51 UTILITY BILLING	323,401.89	379,727.00	399,727.00	289,662.68	397,104.89	452,519.00
61 SOLID WASTE	1,051,162.78	1,427,704.00	1,427,704.00	1,025,444.76	856,267.47	1,235,311.00
65 WATER	1,570,636.69	2,016,299.00	2,016,299.00	1,052,637.62	1,575,054.92	1,565,349.00
66 WASTE WATER	700,877.07	897,812.00	897,812.00	633,133.86	756,512.03	774,564.00
69 WAREHOUSE	114,558.73	145,967.00	145,967.00	87,825.73	0.00	147,523.00
70 STORMWATER	429,180.77	501,524.00	501,524.00	333,942.65	0.00	657,950.00
98 HOSPITAL	<u>102,080.25</u>	<u>125,000.00</u>	<u>125,000.00</u>	<u>88,404.14</u>	<u>0.00</u>	<u>100,000.00</u>
*** TOTAL EXPENDITURES ***	8,600,840.05	12,038,737.00	12,038,737.00	6,653,952.11	4,999,411.95	12,692,027.00
=====						
** REVENUES OVER (UNDER) EXPENDITURES **	135,824.99	0.00	0.00	( 1,395.63)	218,677.63	0.00
=====						

PROPOSED BUDGET WORKSHEET

AS OF: MARCH 31ST, 2024

75 -WMA

DEPARTMENT REVENUES	PRIOR YEAR	----- CURRENT YEAR -----				PROJECTED BALANCE	PROPOSED BUDGET
	ACTUAL	ORIGINAL	AMENDED	Y-T-D			
	2022-2023	BUDGET	BUDGET	ACTUAL			

30 TAXES

33010 DUMPSTER SALES/RENTALS	<u>3,644.12</u>	<u>3,153.00</u>	<u>3,153.00</u>	<u>1,389.20</u>	<u>4,269.79</u>	<u>2,073.00</u>
TOTAL 30 TAXES	3,644.12	3,153.00	3,153.00	1,389.20	4,269.79	2,073.00

33 CHARGES FOR SERVICES

3302 LEASE & RENT REV-WMA	25,855.25	0.00	0.00	9,363.63	0.00	0.00
3303 PENALTY REVENUE	79,746.08	85,490.00	85,490.00	63,018.04	54,680.04	94,107.00
3304 GARBAGE	1,430,765.25	1,548,517.00	1,548,517.00	1,148,090.53	809,375.73	1,584,365.00
3305 WATER	4,001,845.29	4,550,544.00	4,550,544.00	2,900,148.66	2,253,111.15	4,928,222.00
3305-00NON-REFUNDABLE INCOME	0.00	0.00	0.00	39.91	74.97	60.00
3305-12WATER-ENERGY ASST PROG	( 216.51)	0.00	0.00	0.00	0.00	0.00
3306 WATER TAPS	4,576.30	909.00	909.00	14,933.30	23,141.25	22,300.00
3307 TURN ON FEES	87,325.00	87,084.00	87,084.00	74,100.00	38,745.00	110,656.00
3308 SEWER SURCHARGE	3,785.00	4,039.00	4,039.00	4,220.00	2,017.50	6,302.00
3308-10SEWER TESTING FEE	0.00	0.00	0.00	1,500.00	0.00	2,240.00
3308-11SEPTIC TANK DISPOSAL LICENSE	0.00	0.00	0.00	400.00	0.00	0.00
3309 SEWER REVENUE	1,583,426.69	1,714,019.00	1,714,019.00	1,288,255.68	870,838.89	2,147,093.00
3309-22SEWER-ENERGY ASST PROG	( 261.77)	0.00	0.00	0.00	0.00	0.00
3310 SEWER TAPS	13,070.30	13,514.00	13,514.00	20,492.45	6,064.12	30,602.00
3311 NONOPERATING RENTAL REVENUE	40,900.00	110,700.00	110,700.00	9,300.00	346,423.50	110,700.00
3312 EXCESSIVE INDUST WASTE FEE	875.00	1,260.00	1,260.00	0.00	6,675.00	0.00
3313 WRH LEASE RENTAL REVENUE	750,000.00	750,000.00	750,000.00	500,000.00	697,768.50	750,000.00
3314 TRIM LIMB REMOVAL	4,420.00	4,262.00	4,262.00	5,740.00	0.00	8,572.00
3316 STORMWATER REVENUE	552,263.16	595,368.00	595,368.00	448,488.11	0.00	597,984.00
3317 TEMPORARY USE FEE-WATER	<u>360.00</u>	<u>0.00</u>	<u>0.00</u>	<u>450.00</u>	<u>0.00</u>	<u>0.00</u>
TOTAL 33 CHARGES FOR SERVICES	8,578,735.04	9,465,706.00	9,465,706.00	6,488,540.31	5,108,915.65	10,393,203.00

35 INTEREST

3501 INTEREST	<u>110,599.24</u>	<u>109,323.00</u>	<u>109,323.00</u>	<u>109,594.41</u>	<u>28,857.30</u>	<u>163,661.00</u>
TOTAL 35 INTEREST	110,599.24	109,323.00	109,323.00	109,594.41	28,857.30	163,661.00

36 MISCELLANEOUS

3600 WATER FLUORIDATION GRANT	0.00	1.00	1.00	0.00	0.00	1.00
3601 MISCELLANEOUS	15,699.24	16,884.00	16,884.00	11,112.44	15,881.50	16,595.00
3605 SHORT/OVER	( 13.53)	0.00	0.00	32.91	( 227.97)	0.00
3606 KLINE FARM REVENUE	8,120.00	2,000.00	2,000.00	6,050.00	3,750.00	2,000.00
3618 INSURANCE RECEIPTS	18,799.93	0.00	0.00	32,991.15	56,643.31	49,267.00
3624 WOODWARD MUNICIPLE GOLF COURSE	<u>16,000.00</u>	<u>41,670.00</u>	<u>41,670.00</u>	<u>3,500.00</u>	<u>0.00</u>	<u>5,227.00</u>
TOTAL 36 MISCELLANEOUS	58,605.64	60,555.00	60,555.00	53,686.50	76,046.84	73,090.00











PROPOSED BUDGET WORKSHEET

AS OF: MARCH 31ST, 2024

75 -WMA

50 PUBLIC WORKS ADM.

DEPARTMENT EXPENDITURES

	PRIOR YEAR	----- CURRENT YEAR -----			PROJECTED BALANCE	PROPOSED BUDGET
	ACTUAL	ORIGINAL	AMENDED	Y-T-D		
	2022-2023	BUDGET	BUDGET	ACTUAL		
<u>100 PERSONAL SERVICES</u>						
450-101 SALARIES	91,293.00	92,830.00	92,830.00	69,100.81	89,611.77	98,945.00
450-103 SICK LEAVE BUY BACK	1,241.02	347.00	347.00	0.00	0.00	671.00
450-106 PART-TIME	0.00	550.00	550.00	0.00	1,060.87	550.00
450-108 OVERTIME	0.00	1,000.00	1,000.00	0.00	2,263.80	1,000.00
450-111 CITY'S SHARE FICA	7,470.82	7,614.00	7,614.00	5,267.41	7,444.57	8,216.00
450-112 WORKMEN'S COMPENSATION	4,962.36	6,002.00	6,002.00	3,524.67	4,735.80	6,476.00
450-113 HEALTH INSURANCE	16,629.74	14,196.00	14,196.00	11,754.60	15,421.38	13,926.00
450-114 CITY RETIREMENT	8,232.13	7,963.00	7,963.00	5,745.36	7,536.10	8,591.00
450-118 LONGEVITY	5,630.00	3,883.00	3,883.00	2,400.00	4,485.00	5,294.00
450-120 EMPLOYEE FOOTWEAR	108.28	108.00	108.00	108.28	0.00	108.00
450-123 UNEMPLOYMENT	0.00	500.00	500.00	0.00	0.00	500.00
450-161 CELL PHONE STIPEND	420.00	420.00	420.00	315.00	0.00	420.00
450-162 CLOTHING ALLOWANCE	0.00	0.00	0.00	0.00	1,350.00	0.00
450-163 SERVERANCE PAY	<u>0.00</u>	<u>423.00</u>	<u>423.00</u>	<u>0.00</u>	<u>0.00</u>	<u>434.00</u>
TOTAL 100 PERSONAL SERVICES	135,987.35	135,836.00	135,836.00	98,216.13	133,909.29	145,131.00
<u>200 MATERIAL &amp; SUPPLIES</u>						
450-201 EXPANDABLE TOOLS	0.00	0.00	0.00	0.00	49.09	0.00
450-202 JANITORIAL SUPPLIES	2,622.44	2,500.00	2,500.00	1,741.33	1,563.75	2,500.00
450-203 OFFICE SUPPLIES	807.75	1,000.00	1,000.00	457.62	1,174.93	1,000.00
450-204 PETROLEUM	495.76	800.00	800.00	184.20	988.50	800.00
450-206 SAFETY EQUIPMENT	208.75	100.00	100.00	133.72	58.69	300.00
450-214 MATERIALS AND SUPPLIES	<u>164.00</u>	<u>250.00</u>	<u>250.00</u>	<u>297.23</u>	<u>1,822.09</u>	<u>500.00</u>
TOTAL 200 MATERIAL & SUPPLIES	4,298.70	4,650.00	4,650.00	2,814.10	5,657.05	5,100.00
<u>300 OTHER SERVICES &amp; CHAR</u>						
450-311 CONTRACTUAL	0.00	1,500.00	1,500.00	3,500.00	1,023.75	1,500.00
450-314 MOTIVE MAINTENANCE	0.00	1,000.00	1,000.00	0.00	30.00	1,000.00
450-315 MAINTENANCE NON-MOTIVE	2,410.78	750.00	750.00	103.41	195.00	750.00
450-317 TECHNOLOGY HARDWARE	1,609.56	1,380.00	1,380.00	962.57	0.00	1,480.00
450-318 TECHNOLOGY SOFTWARE	400.00	400.00	400.00	410.00	0.00	410.00
450-334 MEDICAL	0.00	150.00	150.00	0.00	81.75	150.00
450-341 COMMUNICATIONS	1,289.92	1,430.00	1,430.00	1,064.88	4,218.88	1,345.00
450-347 NATURAL GAS	11,136.73	12,000.00	12,000.00	7,283.32	10,794.43	12,000.00
450-348 ELECTRICITY	14,557.34	16,000.00	16,000.00	10,625.63	11,895.03	16,000.00
450-362 UNIFORMS	0.00	0.00	0.00	0.00	1,543.51	0.00
450-363 TRAVEL & TRAINING	1,438.06	2,000.00	2,000.00	8.10	208.50	2,000.00
450-364 DUES & MEMBERSHIPS	46.00	300.00	300.00	0.00	188.80	300.00
450-388 PCARD PURCHASES	<u>0.00</u>	<u>1,050.00</u>	<u>1,050.00</u>	<u>0.00</u>	<u>0.00</u>	<u>1,050.00</u>
TOTAL 300 OTHER SERVICES & CHAR	32,888.39	37,960.00	37,960.00	23,957.91	30,179.65	37,985.00



PROPOSED BUDGET WORKSHEET

AS OF: MARCH 31ST, 2024

75 -WMA

51 UTILITY BILLING

DEPARTMENT EXPENDITURES

	PRIOR YEAR	----- CURRENT YEAR -----				PROJECTED	PROPOSED	
	ACTUAL	ORIGINAL	AMENDED	Y-T-D	BALANCE			BUDGET
	2022-2023	BUDGET	BUDGET	ACTUAL				

100 PERSONAL SERVICES

451-101	SALARIES	101,945.95	140,263.00	140,263.00	98,935.50	194,975.07	181,622.00
451-102	STAND-BY	244.16	0.00	0.00	216.30	0.00	0.00
451-107	CALL BACK	45.70	0.00	0.00	0.00	0.00	0.00
451-108	OVERTIME	476.69	250.00	250.00	217.55	0.00	250.00
451-111	CITY'S SHARE FICA	7,590.91	11,028.00	11,028.00	6,964.67	13,976.50	14,176.00
451-112	WORKMEN'S COMPENSATION	5,394.84	8,693.00	8,693.00	5,104.98	9,874.32	11,174.00
451-113	HEALTH INSURANCE	25,873.32	36,407.00	36,407.00	34,784.83	70,216.54	35,837.00
451-114	CITY RETIREMENT	3,269.37	11,533.00	11,533.00	8,023.51	15,154.14	14,824.00
451-118	LONGEVITY	1,440.00	1,998.00	1,998.00	640.00	4,635.00	1,903.00
451-120	EMPLOYEE FOOTWEAR	54.14	162.00	162.00	108.28	0.00	162.00
451-123	UNEMPLOYMENT	0.00	500.00	500.00	0.00	6,675.00	500.00
451-161	CELL PHONE STIPEND	420.00	420.00	420.00	280.00	0.00	420.00
451-163	SEVERANCE PAY	<u>0.00</u>	<u>1,148.00</u>	<u>1,148.00</u>	<u>0.00</u>	<u>0.00</u>	<u>1,029.00</u>
TOTAL 100 PERSONAL SERVICES		146,755.08	212,402.00	212,402.00	155,275.62	315,506.57	261,897.00

200 MATERIAL & SUPPLIES

451-201	EXPENDABLE TOOLS	155.74	1,000.00	1,000.00	37.88	0.00	1,200.00
451-203	OFFICE SUPPLIES	792.45	1,500.00	1,500.00	769.73	2,886.67	1,500.00
451-204	PETROLEUM	2,575.62	2,750.00	2,750.00	2,251.72	4,428.00	2,750.00
451-206	SAFETY EQUIPMENT	110.00	500.00	500.00	77.81	313.72	500.00
451-214	MATERIALS AND SUPPLIES	319.52	700.00	700.00	123.48	0.00	1,500.00
451-242	POSTAGE	<u>0.00</u>	<u>0.00</u>	<u>0.00</u>	<u>17.00</u>	<u>20.02</u>	<u>0.00</u>
TOTAL 200 MATERIAL & SUPPLIES		3,953.33	6,450.00	6,450.00	3,277.62	7,648.41	7,450.00

300 OTHER SERVICES & CHAR

451-311	CONTRACTUAL	109,752.41	80,000.00	100,000.00	97,100.24	63,220.00	98,000.00
451-314	MOTIVE MAINTENANCE	645.21	2,000.00	2,000.00	399.99	1,067.41	2,000.00
451-315	MAINTENANCE NON-MOTIVE	0.00	400.00	400.00	20.81	24.33	400.00
451-317	TECHNOLOGY HARDWARE	1,231.74	2,470.00	2,470.00	3,291.87	0.00	1,750.00
451-318	TECHNOLOGY SOFTWARE	51,809.88	39,700.00	39,700.00	20,674.11	0.00	39,660.00
451-334	MEDICAL	283.16	230.00	230.00	117.08	81.75	230.00
451-341	COMMUNICATIONS	2,750.85	2,980.00	2,980.00	2,081.72	1,156.20	2,738.00
451-348	ELECTRICITY	385.00	500.00	500.00	296.66	0.00	500.00
451-362	UNIFORMS	0.00	200.00	200.00	166.00	1,940.08	250.00
451-363	TRAVEL & TRAINING	137.20	1,400.00	1,400.00	722.25	871.74	1,500.00
451-364	DUES & MEMBERSHIPS	46.00	150.00	150.00	0.00	138.00	150.00
451-379	UNCLASSIFIED	0.00	0.00	0.00	0.00	5,450.40	0.00
451-388	PCARD PURCHASES	<u>0.00</u>	<u>1,000.00</u>	<u>1,000.00</u>	<u>0.00</u>	<u>0.00</u>	<u>1,000.00</u>
TOTAL 300 OTHER SERVICES & CHAR		167,041.45	131,030.00	151,030.00	124,870.73	73,949.91	148,178.00



PROPOSED BUDGET WORKSHEET

AS OF: MARCH 31ST, 2024

75 -WMA

61 SOLID WASTE

DEPARTMENT EXPENDITURES	PRIOR YEAR	----- CURRENT YEAR -----				PROJECTED BALANCE	PROPOSED BUDGET
	ACTUAL	ORIGINAL	AMENDED	Y-T-D			
	2022-2023	BUDGET	BUDGET	ACTUAL			
<u>100 PERSONAL SERVICES</u>							
461-101 SALARIES	410,269.84	452,239.00	452,239.00	318,391.43	377,766.04	470,323.00	
461-103 SICK LEAVE BUY BACK	944.58	1,119.00	1,119.00	0.00	0.00	446.00	
461-106 PART-TIME	1,699.85	15,000.00	15,000.00	132.16	0.00	15,000.00	
461-108 OVERTIME	542.13	7,500.00	7,500.00	899.82	15,820.39	7,500.00	
461-109 EDUCATION/CDL INCENTIVE	3,600.00	3,600.00	3,600.00	2,250.00	1,360.50	2,700.00	
461-110 DRIVER HOURS	0.00	9,700.00	9,700.00	0.00	0.00	9,700.00	
461-111 CITY'S SHARE FICA	30,425.13	37,148.00	37,148.00	22,921.38	30,171.24	38,643.00	
461-112 WORKMEN'S COMPENSATION	22,799.64	29,281.00	29,281.00	17,195.22	18,961.56	30,460.00	
461-113 HEALTH INSURANCE	126,856.60	137,417.00	137,417.00	98,938.75	115,713.48	135,857.00	
461-114 CITY RETIREMENT	35,042.54	38,847.00	38,847.00	26,109.69	31,219.87	40,411.00	
461-118 LONGEVITY	7,290.00	8,333.00	8,333.00	4,070.00	12,660.00	9,984.00	
461-120 EMPLOYEE FOOTWEAR	54.14	54.00	54.00	0.00	0.00	54.00	
461-123 UNEMPLOYMENT	0.00	500.00	500.00	0.00	9,489.57	500.00	
461-161 CELL PHONE STIPEND	840.00	840.00	840.00	630.00	0.00	840.00	
461-163 SEVERANCE PAY	<u>0.00</u>	<u>901.00</u>	<u>901.00</u>	<u>0.00</u>	<u>0.00</u>	<u>1,381.00</u>	
TOTAL 100 PERSONAL SERVICES	640,364.45	742,479.00	742,479.00	491,538.45	613,162.65	763,799.00	
<u>200 MATERIAL &amp; SUPPLIES</u>							
461-201 EXPENDABLE TOOLS	200.35	500.00	500.00	149.25	24.69	500.00	
461-203 OFFICE SUPPLIES	74.18	150.00	150.00	80.60	711.16	150.00	
461-204 PETROLEUM	42,754.09	42,000.00	42,000.00	28,636.63	28,282.05	47,000.00	
461-205 CHEMICALS/FERTILIZERS	444.85	700.00	700.00	202.40	649.45	700.00	
461-206 SAFETY EQUIPMENT	10,071.00	12,000.00	12,000.00	4,971.76	8,744.58	12,000.00	
461-209 OTHER OPERATING SUPPLIES	0.00	0.00	0.00	0.00	1,670.83	0.00	
461-214 MATERIALS AND SUPPLIES	<u>1,602.53</u>	<u>4,300.00</u>	<u>4,300.00</u>	<u>2,708.14</u>	<u>0.00</u>	<u>4,300.00</u>	
TOTAL 200 MATERIAL & SUPPLIES	55,147.00	59,650.00	59,650.00	36,748.78	40,082.76	64,650.00	
<u>300 OTHER SERVICES &amp; CHAR</u>							
461-311 CONTRACTUAL	175.00	500.00	500.00	311.82	0.00	500.00	
461-314 MOTIVE MAINTENANCE	30,180.19	33,000.00	33,000.00	29,747.22	51,547.51	40,000.00	
461-315 MAINTENANCE NON-MOTIVE	315.21	1,250.00	1,250.00	1,167.45	177.09	1,700.00	
461-317 TECHNOLOGY HARDWARE	19.99	100.00	100.00	0.00	0.00	100.00	
461-318 TECHNOLOGY SOFTWARE	150.00	150.00	150.00	150.00	0.00	150.00	
461-334 MEDICAL	230.62	150.00	150.00	711.98	52.50	300.00	
461-341 COMMUNICATIONS	224.56	230.00	230.00	172.07	1,923.64	432.00	
461-362 UNIFORMS	1,417.04	1,800.00	1,800.00	2,298.73	9,034.69	1,800.00	
461-363 TRAVEL & TRAINING	39.22	500.00	500.00	52.00	907.11	500.00	
461-364 DUES & MEMBERSHIPS	0.00	0.00	0.00	0.00	138.00	0.00	
461-375 LANDFILL CHARGES	297,484.50	325,000.00	325,000.00	225,159.45	139,241.52	325,000.00	
461-388 PCARD PURCHASES	<u>0.00</u>	<u>11,250.00</u>	<u>11,250.00</u>	<u>0.00</u>	<u>0.00</u>	<u>11,250.00</u>	
TOTAL 300 OTHER SERVICES & CHAR	330,236.33	373,930.00	373,930.00	259,770.72	203,022.06	381,732.00	



PROPOSED BUDGET WORKSHEET

AS OF: MARCH 31ST, 2024

75 -WMA

65 WATER

DEPARTMENT EXPENDITURES	PRIOR YEAR	----- CURRENT YEAR -----				PROJECTED BALANCE	PROPOSED BUDGET
	ACTUAL	ORIGINAL	AMENDED	Y-T-D			
	2022-2023	BUDGET	BUDGET	ACTUAL			
<u>100 PERSONAL SERVICES</u>							
465-101 SALARIES	269,839.40	330,272.00	330,272.00	226,037.17	291,343.59	358,118.00	
465-102 STANDBY	6,593.97	4,000.00	4,000.00	5,230.52	1,403.22	4,000.00	
465-103 SICK LEAVE BUY BACK	778.13	1,051.00	1,051.00	0.00	0.00	1,117.00	
465-106 PART-TIME	1,919.42	0.00	0.00	1,269.35	0.00	0.00	
465-108 OVERTIME	18,119.90	20,000.00	20,000.00	21,650.20	43,516.51	20,000.00	
465-109 EDUCATION/CDL INCENTIVE	0.00	0.00	0.00	0.00	455.34	0.00	
465-111 CITY'S SHARE FICA	21,365.52	27,869.00	27,869.00	18,456.61	25,858.03	29,971.00	
465-112 WORKMEN'S COMPENSATION	15,493.68	21,968.00	21,968.00	12,900.69	16,021.92	23,624.00	
465-113 HEALTH INSURANCE	80,173.46	107,928.00	107,928.00	49,942.36	88,274.44	106,938.00	
465-114 CITY RETIREMENT	24,227.25	29,144.00	29,144.00	20,483.54	26,855.82	31,342.00	
465-118 LONGEVITY	4,030.00	5,583.00	5,583.00	2,250.00	10,545.00	4,399.00	
465-120 EMPLOYEE FOOTWEAR	54.14	54.00	54.00	0.00	0.00	54.00	
465-123 UNEMPLOYMENT	7,420.00	500.00	500.00	0.00	1,238.80	500.00	
465-161 CELL PHONE STIPEND	805.00	840.00	840.00	630.00	0.00	1,260.00	
465-163 SEVERANCE PAY	<u>0.00</u>	<u>2,900.00</u>	<u>2,900.00</u>	<u>0.00</u>	<u>0.00</u>	<u>3,640.00</u>	
TOTAL 100 PERSONAL SERVICES	450,819.87	552,109.00	552,109.00	358,850.44	505,512.67	584,963.00	
<u>200 MATERIAL &amp; SUPPLIES</u>							
465-201 EXPENDABLE TOOLS	3,913.19	5,000.00	5,000.00	4,121.05	6,239.46	5,000.00	
465-203 OFFICE SUPPLIES	864.34	500.00	500.00	204.02	136.83	500.00	
465-204 PETROLEUM	24,141.67	24,000.00	24,000.00	19,322.62	22,146.82	24,000.00	
465-205 CHEMICALS/FERTILIZERS	48,337.19	50,000.00	50,000.00	24,499.32	24,901.86	50,000.00	
465-206 SAFETY EQUIPMENT	2,410.59	3,000.00	3,000.00	1,319.49	4,354.89	3,000.00	
465-209 OTHER OPERATING SUPPLIES	0.00	0.00	0.00	0.00	594.88	0.00	
465-214 MATERIALS AND SUPPLIES	<u>80,611.30</u>	<u>110,000.00</u>	<u>110,000.00</u>	<u>89,247.06</u>	<u>452,787.00</u>	<u>110,000.00</u>	
TOTAL 200 MATERIAL & SUPPLIES	160,278.28	192,500.00	192,500.00	138,713.56	511,161.74	192,500.00	
<u>300 OTHER SERVICES &amp; CHAR</u>							
465-311 CONTRACTUAL	7,255.06	15,000.00	15,000.00	10,566.20	7,959.91	15,000.00	
465-314 MOTIVE MAINTENANCE	10,906.60	10,000.00	10,000.00	8,243.41	8,122.81	10,000.00	
465-315 MAINTENANCE NON-MOTIVE	118,049.16	140,000.00	140,000.00	81,107.47	9,399.69	140,000.00	
465-317 TECHNOLOGY HARDWARE	16.99	280.00	280.00	0.00	0.00	150.00	
465-318 TECHNOLOGY SOFTWARE	6,454.92	1,130.00	1,130.00	1,504.00	0.00	1,378.00	
465-322 Renals	0.00	0.00	0.00	0.00	0.00	1,000.00	
465-334 MEDICAL	545.36	150.00	150.00	695.01	0.00	150.00	
465-341 COMMUNICATIONS	7,081.28	7,140.00	7,140.00	5,507.32	5,802.07	3,893.00	
465-346 WATER PURCHASE	194,457.34	180,000.00	180,000.00	147,861.48	57,530.68	180,000.00	
465-348 ELECTRICITY	438,496.86	410,000.00	410,000.00	274,945.46	308,651.04	410,000.00	
465-362 UNIFORMS	2,073.20	1,500.00	1,500.00	2,577.69	6,670.78	3,000.00	
465-363 TRAVEL & TRAINING	3,164.61	3,000.00	3,000.00	8,262.55	3,439.98	3,500.00	
465-364 DUES & MEMBERSHIPS	722.00	2,000.00	2,000.00	1.63	1,469.80	2,000.00	
465-388 PCARD PURCHASES	<u>0.00</u>	<u>7,000.00</u>	<u>7,000.00</u>	<u>0.00</u>	<u>0.00</u>	<u>7,000.00</u>	
TOTAL 300 OTHER SERVICES & CHAR	789,223.38	777,200.00	777,200.00	541,272.22	409,046.76	777,071.00	



PROPOSED BUDGET WORKSHEET

AS OF: MARCH 31ST, 2024

75 -WMA

66 WASTE WATER

DEPARTMENT EXPENDITURES	PRIOR YEAR	----- CURRENT YEAR -----				PROJECTED BALANCE	PROPOSED BUDGET
	ACTUAL	ORIGINAL	AMENDED	Y-T-D			
	2022-2023	BUDGET	BUDGET	ACTUAL			
<u>100 PERSONAL SERVICES</u>							
466-101 SALARIES	232,956.75	238,149.00	238,149.00	168,502.07	227,093.92	238,644.00	
466-102 STANDBY	3,567.52	2,500.00	2,500.00	2,538.22	1,137.96	2,500.00	
466-103 SICK LEAVE BUY BACK	58.13	424.00	424.00	0.00	0.00	24.00	
466-106 PART-TIME	3,306.44	0.00	0.00	902.94	0.00	0.00	
466-108 OVERTIME	2,839.97	15,000.00	15,000.00	8,009.35	13,119.45	15,000.00	
466-109 EDUCATION/CDL INCENTIVE	2,475.00	2,700.00	2,700.00	1,650.00	1,965.87	2,700.00	
466-111 CITY'S SHARE FICA	18,450.20	20,583.00	20,583.00	13,055.81	18,365.61	20,241.00	
466-112 WORKMEN'S COMPENSATION	14,056.44	16,224.00	16,224.00	9,527.58	12,001.68	15,955.00	
466-113 HEALTH INSURANCE	64,075.47	80,258.00	80,258.00	53,513.22	71,932.14	79,388.00	
466-114 CITY RETIREMENT	21,395.27	21,524.00	21,524.00	14,811.22	19,413.67	21,167.00	
466-118 LONGEVITY	9,500.00	8,405.00	8,405.00	2,270.00	9,870.00	4,659.00	
466-120 EMPLOYEE FOOTWEAR	108.28	108.00	108.00	0.00	0.00	108.00	
466-123 UNEMPLOYMENT	0.00	500.00	500.00	0.00	0.00	500.00	
466-161 CELL PHONE STIPEND	665.00	420.00	420.00	245.00	0.00	420.00	
466-163 SEVERANCE PAY	<u>0.00</u>	<u>4,077.00</u>	<u>4,077.00</u>	<u>0.00</u>	<u>0.00</u>	<u>3,258.00</u>	
TOTAL 100 PERSONAL SERVICES	373,454.47	410,872.00	410,872.00	275,025.41	374,900.30	404,564.00	
<u>200 MATERIAL &amp; SUPPLIES</u>							
466-201 EXPENDABLE TOOLS	1,410.90	1,300.00	1,300.00	2,941.99	1,378.92	3,400.00	
466-202 JANITORIAL SUPPLIES	1,073.81	1,150.00	1,150.00	329.89	1,760.19	1,150.00	
466-203 OFFICE SUPPLIES	2,345.10	1,000.00	1,000.00	466.45	606.61	1,000.00	
466-204 PETROLEUM	8,832.91	10,000.00	10,000.00	4,720.55	11,442.00	10,000.00	
466-205 CHEMICALS/FERTILIZERS	9,716.49	17,000.00	17,000.00	4,072.30	10,975.99	17,000.00	
466-206 SAFETY EQUIPMENT	2,601.45	2,500.00	2,500.00	717.22	4,065.09	2,500.00	
466-209 OTHER OPERATING SUPPLIES	0.00	0.00	0.00	0.00	64.42	0.00	
466-214 MATERIALS AND SUPPLIES	<u>14,079.34</u>	<u>9,000.00</u>	<u>9,000.00</u>	<u>22,312.49</u>	<u>3,734.14</u>	<u>20,000.00</u>	
TOTAL 200 MATERIAL & SUPPLIES	40,060.00	41,950.00	41,950.00	35,560.89	34,027.36	55,050.00	
<u>300 OTHER SERVICES &amp; CHAR</u>							
466-311 CONTRACTUAL	57,031.38	57,000.00	57,000.00	47,140.16	855.00	57,000.00	
466-314 MOTIVE MAINTENANCE	13,527.04	8,500.00	8,500.00	16,429.33	5,142.94	10,000.00	
466-315 MAINTENANCE NON-MOTIVE	40,759.55	88,000.00	88,000.00	63,899.97	65,149.09	88,000.00	
466-317 TECHNOLOGY HARDWARE	96.39	500.00	500.00	163.47	0.00	500.00	
466-318 TECHNOLOGY SOFTWARE	598.00	600.00	600.00	632.00	0.00	578.00	
466-334 MEDICAL	62.58	150.00	150.00	137.45	0.00	150.00	
466-341 COMMUNICATIONS	2,423.69	2,350.00	2,350.00	2,295.90	1,825.75	2,403.00	
466-348 ELECTRICITY	132,300.27	125,000.00	125,000.00	87,137.74	116,452.27	125,000.00	
466-362 UNIFORMS	160.46	800.00	800.00	1,689.35	4,612.27	1,000.00	
466-363 TRAVEL & TRAINING	3,304.60	2,500.00	2,500.00	5,892.12	1,148.64	3,000.00	
466-364 DUES & MEMBERSHIPS	874.00	1,500.00	1,500.00	0.00	809.80	1,500.00	
466-388 PCARD PURCHASES	<u>0.00</u>	<u>5,000.00</u>	<u>5,000.00</u>	<u>0.00</u>	<u>0.00</u>	<u>5,000.00</u>	
TOTAL 300 OTHER SERVICES & CHAR	251,137.96	291,900.00	291,900.00	225,417.49	195,995.76	294,131.00	



PROPOSED BUDGET WORKSHEET

AS OF: MARCH 31ST, 2024

75 -WMA

69 WAREHOUSE

DEPARTMENT EXPENDITURES	PRIOR YEAR	----- CURRENT YEAR -----			PROJECTED	PROPOSED
	ACTUAL	ORIGINAL	AMENDED	Y-T-D		
	2022-2023	BUDGET	BUDGET	ACTUAL		
				BALANCE	BUDGET	
<u>100 PERSONAL SERVICES</u>						
469-101 SALARIES	39,514.78	40,170.00	40,170.00	29,463.00	0.00	41,793.00
469-106 PART TIME	15,831.00	18,639.00	18,639.00	13,014.46	0.00	18,820.00
469-108 OVERTIME	66.79	500.00	500.00	310.39	0.00	500.00
469-111 CITY'S SHARE FICA	4,204.06	4,960.00	4,960.00	3,251.59	0.00	5,074.00
469-112 WORKMEN'S COMP	2,962.92	3,910.00	3,910.00	2,296.17	0.00	3,999.00
469-113 HEALTH INSURANCE	6,635.76	7,083.00	7,083.00	5,922.30	0.00	6,963.00
469-114 CITY RETIREMENT	3,289.53	5,187.00	5,187.00	2,481.54	0.00	5,306.00
469-118 LONGEVITY	1,650.00	1,823.00	1,823.00	870.00	0.00	1,966.00
469-120 EMPLOYEE FOOTWEAR	108.28	108.00	108.00	108.28	0.00	108.00
469-161 CELL PHONE STIPEND	420.00	420.00	420.00	315.00	0.00	420.00
469-163 SERVANCE PAY	<u>0.00</u>	<u>3,707.00</u>	<u>3,707.00</u>	<u>0.00</u>	<u>0.00</u>	<u>3,242.00</u>
TOTAL 100 PERSONAL SERVICES	74,683.12	86,507.00	86,507.00	58,032.73	0.00	88,191.00
<u>200 MATERIAL &amp; SUPPLIES</u>						
469-202 JANITORIAL SUPPLIES	450.72	500.00	500.00	248.66	0.00	500.00
469-203 OFFICE SUPPLIES	234.07	270.00	270.00	139.34	0.00	270.00
469-206 SAFETY EQUIPMENT	95.90	360.00	360.00	20.41	0.00	360.00
469-214 MATERIALS AND SUPPLIES	<u>38,195.91</u>	<u>15,000.00</u>	<u>15,000.00</u>	<u>28,700.90</u>	<u>0.00</u>	<u>15,000.00</u>
TOTAL 200 MATERIAL & SUPPLIES	38,976.60	16,130.00	16,130.00	29,109.31	0.00	16,130.00
<u>300 OTHER SERVICES &amp; CHAR</u>						
469-311 CONTRACTUAL MAINTENANCE	0.00	450.00	450.00	0.00	0.00	450.00
469-314 MAINTENANCE MOTIVE	165.07	800.00	800.00	180.63	0.00	800.00
469-315 MAINTENANCE NON-MOTIVE	0.00	270.00	270.00	0.00	0.00	270.00
469-317 TECHNOLOGY HARDWARE	0.00	200.00	200.00	0.00	0.00	250.00
469-318 TECHNOLOGY SOFTWARE	150.00	530.00	530.00	150.00	0.00	150.00
469-334 MEDICAL	0.00	150.00	150.00	0.00	0.00	150.00
469-341 Communications	224.56	230.00	230.00	172.12	0.00	432.00
469-362 UNIFORMS	51.00	200.00	200.00	0.00	0.00	200.00
469-363 TRAVEL AND TRAINING	6.92	200.00	200.00	0.00	0.00	200.00
469-364 DUES AND MEMBERSHIPS	92.00	0.00	0.00	0.00	0.00	0.00
469-379 OTHER CLASSIFIED EXPENSE	209.46	300.00	300.00	180.94	0.00	300.00
469-388 PCARD PURCHASES	<u>0.00</u>	<u>40,000.00</u>	<u>40,000.00</u>	<u>0.00</u>	<u>0.00</u>	<u>40,000.00</u>
TOTAL 300 OTHER SERVICES & CHAR	899.01	43,330.00	43,330.00	683.69	0.00	43,202.00
<u>400 CAPITAL OUTLAY</u>						
TOTAL						
TOTAL 69 WAREHOUSE	114,558.73	145,967.00	145,967.00	87,825.73	0.00	147,523.00

=====

PROPOSED BUDGET WORKSHEET

AS OF: MARCH 31ST, 2024

75 -WMA

70 STORMWATER

DEPARTMENT EXPENDITURES

	PRIOR YEAR	----- CURRENT YEAR -----			PROJECTED	PROPOSED
	ACTUAL	ORIGINAL	AMENDED	Y-T-D		
	2022-2023	BUDGET	BUDGET	ACTUAL		

100 PERSONAL SERVICES

470-101	SALARIES	101,831.39	108,127.00	108,127.00	79,077.57	0.00	112,443.00
470-102	STANDBY	69.56	0.00	0.00	286.56	0.00	0.00
470-103	SICK LEAVE BUY BACK	124.51	161.00	161.00	0.00	0.00	926.00
470-108	OVERTIME	0.00	0.00	0.00	111.16	0.00	0.00
470-111	CITY'S SHARE FICA	7,599.54	8,633.00	8,633.00	5,793.70	0.00	9,073.00
470-112	WORKMEN'S COMPENSATION	5,532.84	6,805.00	6,805.00	3,996.27	0.00	7,151.00
470-113	HEALTH INSURANCE	23,173.68	24,681.00	24,681.00	20,264.30	0.00	24,381.00
470-114	CITY RETIREMENT	8,451.24	9,028.00	9,028.00	6,435.21	0.00	9,488.00
470-118	LONGEVITY	1,739.97	3,914.00	3,914.00	960.02	0.00	4,264.00
470-120	EMPLOYEE FOOTWEAR	108.29	108.00	108.00	108.24	0.00	108.00
470-161	CELL PHONE STIPEND	35.00	0.00	0.00	0.00	0.00	210.00
470-163	SEVERANCE PAY	<u>0.00</u>	<u>649.00</u>	<u>649.00</u>	<u>0.00</u>	<u>0.00</u>	<u>962.00</u>
TOTAL 100 PERSONAL SERVICES		148,666.02	162,106.00	162,106.00	117,033.03	0.00	169,006.00

200 MATERIAL & SUPPLIES

470-201	EXPENDABLE TOOLS	0.00	350.00	350.00	0.00	0.00	350.00
470-205	CHEMICALS/FERTILIZERS	818.45	1,500.00	1,500.00	1,536.98	0.00	2,000.00
470-206	SAFETY EQUIPMENT	0.00	250.00	250.00	0.00	0.00	250.00
470-214	MATERIALS AND SUPPLIES	<u>0.00</u>	<u>1,200.00</u>	<u>1,200.00</u>	<u>0.00</u>	<u>0.00</u>	<u>0.00</u>
TOTAL 200 MATERIAL & SUPPLIES		818.45	3,300.00	3,300.00	1,536.98	0.00	2,600.00

300 OTHER SERVICES & CHAR

470-311	CONTRACTUAL	350.00	400.00	400.00	350.00	0.00	4,500.00
470-314	MOTIVE MAINTENANCE	0.00	1,000.00	1,000.00	0.00	0.00	1,000.00
470-315	MAINTENANCE NON-MOTIVE	0.00	400.00	400.00	9,623.74	0.00	15,000.00
470-334	MEDICAL	0.00	150.00	150.00	0.00	0.00	150.00
470-344	ADVERTISING-PRINTING	0.00	100.00	100.00	0.00	0.00	100.00
470-363	TRAVEL & TRAINING	5.89	100.00	100.00	0.00	0.00	100.00
470-388	PCARD PURCHASES	<u>0.00</u>	<u>1,000.00</u>	<u>1,000.00</u>	<u>0.00</u>	<u>0.00</u>	<u>1,000.00</u>
TOTAL 300 OTHER SERVICES & CHAR		355.89	3,150.00	3,150.00	9,973.74	0.00	21,850.00

400 CAPITAL OUTLAY

470-401	CAPITAL OUTLAY	<u>3,025.00</u>	<u>20,000.00</u>	<u>20,000.00</u>	<u>0.00</u>	<u>0.00</u>	<u>150,000.00</u>
TOTAL 400 CAPITAL OUTLAY		3,025.00	20,000.00	20,000.00	0.00	0.00	150,000.00

500 DEBT SERVICE

TOTAL							
-------	--	--	--	--	--	--	--



PROPOSED BUDGET WORKSHEET

AS OF: MARCH 31ST, 2024

75 -WMA

98 HOSPITAL

DEPARTMENT EXPENDITURES

	PRIOR YEAR	----- CURRENT YEAR -----			PROJECTED BALANCE	PROPOSED BUDGET
	ACTUAL	ORIGINAL	AMENDED	Y-T-D		
	2022-2023	BUDGET	BUDGET	ACTUAL		

100 PERSONAL SERVICES

TOTAL	_____	_____	_____	_____	_____	_____
-------	-------	-------	-------	-------	-------	-------

300 OTHER SERVICES & CHAR

TOTAL	_____	_____	_____	_____	_____	_____
-------	-------	-------	-------	-------	-------	-------

400 CAPITAL OUTLAY

498-401 WRH CAPITAL OUTLAY	<u>102,080.25</u>	<u>125,000.00</u>	<u>125,000.00</u>	<u>88,404.14</u>	<u>0.00</u>	<u>100,000.00</u>
TOTAL 400 CAPITAL OUTLAY	102,080.25	125,000.00	125,000.00	88,404.14	0.00	100,000.00

500 DEBT SERVICE

TOTAL	_____	_____	_____	_____	_____	_____
-------	-------	-------	-------	-------	-------	-------

TOTAL 98 HOSPITAL

	102,080.25	125,000.00	125,000.00	88,404.14	0.00	100,000.00
	=====	=====	=====	=====	=====	=====

\*\*\* TOTAL EXPENDITURES \*\*\*

	8,600,840.05	12,038,737.00	12,038,737.00	6,653,952.11	4,999,411.95	12,692,027.00
	=====	=====	=====	=====	=====	=====

\*\*\* END OF REPORT \*\*\*







PROPOSED BUDGET WORKSHEET

AS OF: MARCH 31ST, 2024

76 -CEMETERY CARE

63 CEMETERY CARE

DEPARTMENT EXPENDITURES

DEPARTMENT EXPENDITURES	PRIOR YEAR	----- CURRENT YEAR -----			PROJECTED BALANCE	PROPOSED BUDGET
	ACTUAL	ORIGINAL	AMENDED	Y-T-D		
	2022-2023	BUDGET	BUDGET	ACTUAL		

400 CAPITAL OUTLAY

463-401 CAPITAL OUTLAY	0.00	0.00	0.00	0.00	3,963.32	0.00
TOTAL 400 CAPITAL OUTLAY	0.00	0.00	0.00	0.00	3,963.32	0.00

600 INTER FUND TRANSFERS

TOTAL						
-------	--	--	--	--	--	--

TOTAL 63 CEMETERY CARE	0.00	0.00	0.00	0.00	3,963.32	0.00
------------------------	------	------	------	------	----------	------

*** TOTAL EXPENDITURES ***	0.00	71,500.00	71,500.00	0.00	3,963.32	76,500.00
----------------------------	------	-----------	-----------	------	----------	-----------

\*\*\* END OF REPORT \*\*\*

PROPOSED BUDGET WORKSHEET

AS OF: MARCH 31ST, 2024

81 -INTERNAL SERVICE FUND

FINANCIAL SUMMARY

	PRIOR YEAR	----- CURRENT YEAR -----			PROJECTED BALANCE	PROPOSED BUDGET
	ACTUAL	ORIGINAL	AMENDED	Y-T-D		
	2022-2023	BUDGET	BUDGET	ACTUAL		

REVENUE SUMMARY

=====	=====	=====	=====	=====	=====
-------	-------	-------	-------	-------	-------

EXPENDITURE SUMMARY

PROPOSED BUDGET WORKSHEET

AS OF: MARCH 31ST, 2024

81 -INTERNAL SERVICE FUND

DEPARTMENT REVENUES	PRIOR YEAR	----- CURRENT YEAR -----			PROJECTED BALANCE	PROPOSED BUDGET
	ACTUAL	ORIGINAL	AMENDED	Y-T-D		
	2022-2023	BUDGET	BUDGET	ACTUAL		
<u>33 CHARGES FOR SERVICES</u>	_____	_____	_____	_____	_____	_____
TOTAL	_____	_____	_____	_____	_____	_____
<u>35 INTEREST</u>	_____	_____	_____	_____	_____	_____
TOTAL	_____	_____	_____	_____	_____	_____
<u>36 MISCELLANEOUS</u>	_____	_____	_____	_____	_____	_____
TOTAL	_____	_____	_____	_____	_____	_____
<u>39 OTHER</u>	_____	_____	_____	_____	_____	_____
TOTAL	=====	=====	=====	=====	=====	=====

\*\*\* END OF REPORT \*\*\*

PROPOSED BUDGET WORKSHEET

AS OF: MARCH 31ST, 2024

84 -MUNICIPAL COURT

FINANCIAL SUMMARY

PRIOR YEAR	----- CURRENT YEAR -----			PROJECTED	PROPOSED	
	ACTUAL	ORIGINAL	AMENDED			Y-T-D
2022-2023		BUDGET	BUDGET	ACTUAL		

REVENUE SUMMARY

=====	=====	=====	=====	=====	=====
-------	-------	-------	-------	-------	-------

EXPENDITURE SUMMARY

PROPOSED BUDGET WORKSHEET

AS OF: MARCH 31ST, 2024

84 -MUNICIPAL COURT

DEPARTMENT REVENUES	PRIOR YEAR	----- CURRENT YEAR -----			PROJECTED BALANCE	PROPOSED BUDGET
	ACTUAL	ORIGINAL	AMENDED	Y-T-D		
	2022-2023	BUDGET	BUDGET	ACTUAL		
<u>33 CHARGES FOR SERVICES</u>	_____	_____	_____	_____	_____	_____
TOTAL	_____	_____	_____	_____	_____	_____
<u>34 FEES AND FORFEITURES</u>	_____	_____	_____	_____	_____	_____
TOTAL	_____	_____	_____	_____	_____	_____
<u>35 INTEREST</u>	_____	_____	_____	_____	_____	_____
TOTAL	_____	_____	_____	_____	_____	_____
<u>36 MISCELLANEOUS</u>	_____	_____	_____	_____	_____	_____
TOTAL	=====	=====	=====	=====	=====	=====

\*\*\* END OF REPORT \*\*\*





PROPOSED BUDGET WORKSHEET

AS OF: MARCH 31ST, 2024

94 -PERPETUAL CARE FUND

NON-DEPARTMENTAL

DEPARTMENT EXPENDITURES

	PRIOR YEAR	----- CURRENT YEAR -----			PROJECTED BALANCE	PROPOSED BUDGET
	ACTUAL	ORIGINAL	AMENDED	Y-T-D		
	2022-2023	BUDGET	BUDGET	ACTUAL		

400 CAPITAL OUTLAY

TOTAL						
-------	--	--	--	--	--	--

700 OTHER

400-703 RESTRICTED PRIOR YR RESERVES	0.00	14,400.00	14,400.00	0.00	0.00	15,400.00
--------------------------------------	------	-----------	-----------	------	------	-----------

TOTAL 700 OTHER	0.00	14,400.00	14,400.00	0.00	0.00	15,400.00
-----------------	------	-----------	-----------	------	------	-----------

TOTAL NON-DEPARTMENTAL

	0.00	14,400.00	14,400.00	0.00	0.00	15,400.00
	=====	=====	=====	=====	=====	=====

PROPOSED BUDGET WORKSHEET

AS OF: MARCH 31ST, 2024

94 -PERPETUAL CARE FUND

63 CEMETERY PERPETURAL

DEPARTMENT EXPENDITURES

DEPARTMENT EXPENDITURES	PRIOR YEAR	----- CURRENT YEAR -----			PROJECTED BALANCE	PROPOSED BUDGET
	ACTUAL	ORIGINAL	AMENDED	Y-T-D		
	2022-2023	BUDGET	BUDGET	ACTUAL		

300 OTHER SERVICES & CHAR

TOTAL

TOTAL

\*\*\* TOTAL EXPENDITURES \*\*\*

=====	=====	=====	=====	=====	=====	=====
0.00	14,400.00	14,400.00	0.00	0.00	15,400.00	
=====	=====	=====	=====	=====	=====	=====

\*\*\* END OF REPORT \*\*\*





PROPOSED BUDGET WORKSHEET

AS OF: MARCH 31ST, 2024

99 -CAPITAL PROJECT FUND

00-NON DEPARTMENT

DEPARTMENT EXPENDITURES

	PRIOR YEAR	----- CURRENT YEAR -----				PROJECTED BALANCE	PROPOSED BUDGET
	ACTUAL	ORIGINAL	AMENDED	Y-T-D			
	2022-2023	BUDGET	BUDGET	ACTUAL			

600 INTER FUND TRANSFERS

400-611 TRANSFER TO OTHER FUNDS	0.00	0.00	0.00	0.00	4,946,090.07	0.00
TOTAL 600 INTER FUND TRANSFERS	0.00	0.00	0.00	0.00	4,946,090.07	0.00

700 OTHER

TOTAL						
-------	--	--	--	--	--	--

TOTAL 00-NON DEPARTMENT	0.00	0.00	0.00	0.00	4,946,090.07	0.00
-------------------------	------	------	------	------	--------------	------

=====



PROPOSED BUDGET WORKSHEET

AS OF: MARCH 31ST, 2024

99 -CAPITAL PROJECT FUND

41-AIRPORT

DEPARTMENT EXPENDITURES

PRIOR YEAR

----- CURRENT YEAR -----

ACTUAL

ORIGINAL

AMENDED

Y-T-D

PROJECTED

PROPOSED

2022-2023

BUDGET

BUDGET

ACTUAL

BALANCE

BUDGET

400 CAPITAL OUTLAY

TOTAL

TOTAL

=====













PROPOSED BUDGET WORKSHEET

AS OF: MARCH 31ST, 2024

99 -CAPITAL PROJECT FUND

82-FIRE OPERATIONS

DEPARTMENT EXPENDITURES

DEPARTMENT EXPENDITURES	PRIOR YEAR	----- CURRENT YEAR -----			PROJECTED BALANCE	PROPOSED BUDGET
	ACTUAL	ORIGINAL	AMENDED	Y-T-D		
	2022-2023	BUDGET	BUDGET	ACTUAL		

400 CAPITAL OUTLAY

TOTAL

TOTAL

\*\*\* TOTAL EXPENDITURES \*\*\*

1,500.00	0.00	0.00	0.00	11,061,423.49	5,830,424.00
----------	------	------	------	---------------	--------------

\*\*\* END OF REPORT \*\*\*