

# **City of Woodward & Woodward Municipal Authority**



## **FY Budget 2025-2026**

**Commissioner  
Ward 1  
Debbie Covalt**

**Commissioner  
Ward 2  
John Brown**

**Commissioner  
Ward 3  
John Meinders**

**Commissioner  
Ward 4  
Mayor  
Tom Fisher**

**CITY MANAGER  
SHAUN  
BARNETT**

**Commissioner At Large  
Mayor Pro-Tem  
Hunter Wellman**

**CITY OF WOODWARD  
FY 2025-2026  
ANNUAL BUDGET**

<b><u>TABLE OF CONTENTS</u></b>	<b><u>SECTION</u></b>
BUDGET MESSAGE	1
MUNICIPAL BUDGET ACT	2
BUDGET RESOLUTIONS	3
ORGANIZATIONAL CHART	4
BUDGET SUMMARIES	5
FUND LISTING (Budget Detail)	6
11-GENERAL	
13-HOTEL MOTEL TAX	
15-WMA LIMITED PURPOSE SALES TAX	
16-RESTRICTED REVENUE-CAPITAL IMPROVEMENT	
30-GRANTS	
33-AIRPORT	
74-DEBT SERVICE	
75-MUNICIPAL AUTHORITY	
76-CEMETERY CARE	
94-CEMETERY PERPETUAL CARE	
99-CAPITAL PROJECT FUND	



# **Budget Message**

## **2025-2026**

WESTERN PIEDMONT COMMUNITY COLLEGE

# CITY OF WOODWARD

Shaun Barnett | CITY MANAGER

722 MAIN STREET | WOODWARD, OK 73801 | TEL: 580.254.8584



WOODWARD  
OKLAHOMA

June 2, 2025

To: Honorable Mayor and City Commissioners  
Chairman and Trustees of the Woodward Municipal Authority

## Budget Message Fiscal Year 2025-2026

The combined budgets for all municipal funds are detailed and summarized within the accompanying pages for your review. This message is legally mandated to provide a concise explanation of the budget and any significant changes from the previous year.

The City of Woodward, the Woodward Municipal Authority, and all affiliated component entities and departments are permitted to budget revenues and expenditures under the Municipal Budget Act, Title 11 O.S. 1979, Sections 17-201 through 17-206, as may be amended. Consequently, publishing the budget summary, issuing proper notice, and scheduling a public hearing complies with statutory requirements. A copy of the Act is included for reference.

This year, we continue to navigate operational costs and routine maintenance challenges. Last year, we revised our utility billing system to ensure equitable payment for services provided. We will be increasing utility rates again this year. Sales tax collections have slightly declined, and the budget reflects these adjustments.

I propose a 3% salary increase for all general employees this year. Recent fundamental and strategic capital improvements have been completed, and we remain focused on addressing our aging infrastructure.

We have encountered several issues in our north water field and are exploring options for much-needed improvements. We have made strides in enhancing our infrastructure by replacing certain water and sewer lines within the city and completing most of our water tank rehabilitation projects. Our goal is to finalize updates to the sewer plant, remaining water tanks, and irrigation for Boiling Springs Golf Course.

Preparing this document required a considerable amount of effort, and I extend my sincere gratitude to our staff for their dedication to this process.

Respectfully submitted,

Shaun Barnett  
City Manager

To file a program discrimination complaint, complete the USDA Program Discrimination Complaint Form, AD-30027, found online at [http://www.ascr.usda.gov/complaint\\_filing\\_cust.html](http://www.ascr.usda.gov/complaint_filing_cust.html) and at any USDA office, or write a letter addressed to USDA and provide in the letter all of the information requested in the form. To request a copy of the complaint form, call (866) 632-9992. Submit your completed complaint form or letter to USDA by mail at U.S. Department of Agriculture, Office of the Assistant Secretary for Civil Rights, 1400 Independence Avenue, SW., Washington, D.C. 20250-9410, by fax (202) 6907442 or email at [program.intake@usda.gov](mailto:program.intake@usda.gov). For TTD or TTY options, please dial 711.

This institution is an equal opportunity provider and employer.



**Municipal  
Budget Act  
2025-2026**

## Municipal Budget Act

§11-17-201. Short title.

This act may be cited as the "Municipal Budget Act".

Laws 1979, c. 111, § 1. 0

§11-17-202. Purpose of act.

The purpose of this act is to provide an alternate budget procedure for municipal governments which will:

1. Establish standard and sound fiscal procedures for the adoption and administration of budgets;
2. Make available to the public and investors sufficient information as to the financial conditions, requirements and expectations of the municipal government; and
3. Assist municipal governments to improve and implement generally accepted standards of finance management.

Laws 1979, c. 111, § 2.

§11-17-203. Application of act.

This act shall apply to any incorporated city or town which, by resolution of the governing body, opts to come under and comply with all its provisions and requirements. Once a municipality has selected the Municipal Budget Act to govern its budget procedures, the provisions of this act shall take precedence over any other state laws applicable to municipal budgets, except as may be provided otherwise in this act, and supersede any conflicting laws. Any action of a municipal governing body to implement, rescind or repeal the application of the Municipal Budget Act shall be effective as of the beginning or end of a budget year pursuant to this act.

Laws 1979, c. 111, § 3.

§11-17-203.1. Budget format.

A municipality that opts to prepare its budget pursuant to the Municipal Budget Act may select a budget format based on funds and departments or, in the alternative, it may select a format based on purpose. A purpose-based budget shall be subject to all other requirements of the Municipal Budget Act, except those requirements specifically related to budgeting by fund or as provided in Sections 4 and 5 of this act.

Added by Laws 2006, c. 314, § 1, eff. July 1, 2006.

§11-17-204. Definitions.

As used in this act, except as provided in Section 4 of this act:

1. "Account" means an entity for recording specific revenues or expenditures, or for grouping related or similar classes of revenues and expenditures and recording them within a fund or department;

2. "Appropriated fund balance" means any fund balance appropriated for a fund for the budget year;

3. "Appropriation" means an authorization to expend or encumber revenues and fund balance of a fund;

4. "Budget" means a plan of financial operations for a fiscal year, including an estimate of proposed expenditures for given purposes and the proposed means for financing them;

5. "Budget summary" means a tabular listing of revenues by source and expenditures by fund and by department within each fund for the budget year;

6. "Budget year" means the fiscal year for which a budget is prepared or being prepared;

7. "Chief executive officer" means the mayor of an aldermanic city or a strong-mayor-council city, the mayor of a town, or the city manager or chief administrative officer as it may be defined by applicable law, charter or ordinance;

8. "Current year" means the year in which the budget is prepared and adopted, or the fiscal year immediately preceding the budget year;

9. "Deficit" means the excess of a fund's current liabilities and encumbrances over its current financial assets as reflected by its books of account;

10. "Department" means a functional unit within a fund which carries on a specific activity, such as a fire department or a police department within a general fund;

11. "Estimated revenue" means the amount of revenues estimated to be received during the budget year in each fund for which a budget is prepared;

12. "Fiscal year" means the annual period for reporting fiscal operations which begins and ends on dates as the Legislature provides or as provided by law;

13. "Fund" means an independent fiscal and accounting entity with a self-balancing set of accounts to record cash and other financial resources, together with all liabilities, which are segregated for the purpose of carrying on specific activities or attaining certain objectives;

14. "Fund balance" means the excess of a fund's current financial assets over its current liabilities and encumbrances, as reflected by its books of account;

15. "Governing body" means the city council of a city, the board of trustees of a town, or the legislative body of a municipality as it may be defined by applicable law or charter provision;

16. "Immediate prior fiscal year" means the year preceding the current year;

17. "Levy" means to impose ad valorem taxes or the total amount of ad valorem taxes for a purpose or entity;

18. "Operating reserve" means that portion of the fund balance which has not been appropriated in a budget year; and

19. "Municipality" means any incorporated city or town. Added by Laws 1979, c. 111, § 4. Amended by Laws 1980, c. 226, § 2, emerg. eff. May 27, 1980; Laws 1995, c. 166, § 1, emerg. eff. May 4, 1995; Laws 2002, c. 98, § 1, eff. Nov. 1, 2002; Laws 2006, c. 314, § 2, eff. July 1, 2006.

§11-17-205. Annual budget - Preparation and submission - Assistance of officers, employees and departments.

At least thirty (30) days prior to the beginning of each fiscal year, a budget for the municipality shall be prepared by the chief executive officer and submitted to the governing body. The chief executive officer may require any other officer or employee who is charged with the management or control of any department or office of the municipality to furnish estimates for the fiscal year covering estimated revenues and expenditures of the department or office on or before a date set by the chief executive officer.

Laws 1979, c. 111, § 5.

§11-17-206. Requirements and contents of budget.

A. The municipal budget shall present a complete financial plan for the municipality and shall present information necessary and proper to disclose the financial position and condition of the municipality and the revenues and expenditures thereof, both past and anticipated.

B. Unless the budget is prepared in accordance with Sections 4 and 5 of this act, the budget shall be prepared by fund and department and shall contain the following contents:

1. The budget shall contain a budget summary;
2. It shall also be accompanied by a budget message which shall explain the budget and describe its important features;
3. The budget format shall be as provided by the governing body in consultation with the chief executive officer; and
4. It shall contain at least the following in tabular form for each fund, itemized by department and account within each fund:

- a. actual revenues and expenditures for the immediate prior fiscal year,
- b. revenues and expenditures for the current fiscal year as shown by the budget for the current year as adopted or amended, and
- c. estimates of revenues and expenditures for the budget year.

C. The estimate of revenues for any budget year shall include probable income by source which the municipality is legally empowered to collect or receive at the time the budget is

adopted. The estimate shall be based on a review and analysis of past and anticipated revenues of the municipality. Any portion of the budget of revenues to be derived from ad valorem property taxation shall not exceed the amount of tax which is available for appropriation, as finally determined by the county excise board, or which can or must be raised as required by law. The budget of expenditures for each fund shall not exceed the estimated revenues for each fund. No more than ten percent (10%) of the total budget for any fund may be budgeted for miscellaneous purposes. Included in the budget of revenues or expenditures for any fund may be amounts transferred from or to another fund. Any such interfund transfer must be shown as a disbursement from the one fund and as a receipt to the other fund.

D. Encumbrances for funds whose sole purpose is to account for grants and capital projects and/or any unexpended appropriation balances may be considered nonfiscal and excluded from the budget by the governing body, but shall be reappropriated to the same funds, accounts and for the same purposes for the successive fiscal year, unless the grant, project or purpose is designated or declared closed or completed by the governing body.

Added by Laws 1979, c. 111, § 6. Amended by Laws 2002, c. 98, § 2, eff. Nov. 1, 2002; Laws 2002, c. 440, § 1, eff. Nov. 1, 2002; Laws 2006, c. 314, § 3, eff. July 1, 2006.

§11-17-207. Monies received and expended must be accounted for by fund or account.

Any monies received or expended by a municipality must be accounted for by fund and account. Each municipality shall adopt an appropriation for the general fund and for all other funds established by the governing body pursuant to the provisions of Section 17-212 of this title. The municipal governing body shall determine the needs of the municipality for sinking fund purposes, pursuant to the provisions of Section 431 of Title 62 of the Oklahoma Statutes, Section 3017 of Title 68 of the Oklahoma Statutes, and Section 28 of Article 10 of the Oklahoma Constitution, and include these requirements in the debt service fund budget for the budget year.

Added by Laws 1979, c. 111, § 7. Amended by Laws 1984, c. 146, § 1, operative July 1, 1984; Laws 1991, c. 124, § 6, eff. July 1, 1991; Laws 2002, c. 98, § 3, eff. Nov. 1, 2002.

§11-17-208. Public hearing on proposed budget - Notice - Copies of proposed budget.

The municipal governing body shall hold a public hearing on the proposed budget no later than fifteen (15) days prior to the

beginning of the budget year. Notice of the date, time and place of the hearing, together with the proposed budget summary, shall be published in a newspaper of general circulation in the municipality not less than five (5) days before the date of the hearing. The municipal clerk shall make available a sufficient number of copies of the proposed budget as the governing body shall determine and have them available for review or for distribution or sale at the office of the municipal clerk. Whenever the total operating budget, not including debt service, does not exceed Twelve Thousand Dollars (\$12,000.00) per year, the proposed budget summary and notice may be posted at the governing body's principal headquarters in lieu of publication in a newspaper. At the public hearing on the budget any person may present to the governing body comments, recommendations or information on any part of the proposed budget.

Laws 1979, c. 111, § 8.

§11-17-209. Adoption of budget - Filing - Effective period - Use of appropriated funds - Levying tax.

A. After the hearing and at least seven (7) days prior to the beginning of the budget year, the governing body shall adopt the budget by resolution, or as any charter may require, at the level of classification as defined in Section 17-213 of this title. The governing body may add or increase items or delete or decrease items in the budget. In all cases the proposed expenditures shall not exceed the estimated revenues and appropriated fund balance for any fund.

B. The adopted budget shall be transmitted to the State Auditor and Inspector within thirty (30) days after the beginning of the fiscal year of the municipality and one copy shall be kept on file in the office of the municipal clerk. A copy of the municipality's sinking fund requirements shall be filed with the excise board of the county or counties in which the municipality is located.

C. The adopted budget shall be in effect on and after the first day of the fiscal year to which it applies. The budget as adopted and filed with the State Auditor and Inspector shall constitute an appropriation for each fund, and the appropriation thus made shall not be used for any other purpose except as provided by law.

D. At the time required by law, the county excise board shall levy the taxes necessary for the municipality's sinking fund for the budget year pursuant to Section 431 of Title 62 of the Oklahoma Statutes.

Added by Laws 1979, c. 111, § 9. Amended by Laws 1991, c. 124, § 7, eff. July 1, 1991; Laws 2002, c. 98, § 4, eff. Nov. 1, 2002.

§11-17-210. Protests - Failure to protest - Examination of filed budget.

Within fifteen (15) days after the filing of any municipal budget with the State Auditor and Inspector, any taxpayer may file protests against any levy of ad valorem taxes for creating sinking funds in the manner provided by this section and Sections 24104 through 24111 of Title 68 of the Oklahoma Statutes. The fifteen-day protest period begins upon the date the budget is received in the Office of the State Auditor and Inspector. After receipt of a taxpayer protest, the State Auditor and Inspector shall transmit by certified mail one copy of each protest to the municipal clerk, and one copy of each protest to the county treasurer and the excise board of each county in which the municipality is located. The taxpayer shall specify the grounds upon which the protest is based. Any protest filed by any taxpayer shall inure to the benefit of all taxpayers. Provided, the provisions of this section shall not delay any budget expenditures of a municipality if the amount of revenue from the ad valorem tax levy which is deposited in the municipal general fund is less than five percent (5%) of the total revenue accruing to the municipal general fund during the prior fiscal year. If no protest is filed by any taxpayer within the fifteen-day period, the budget and any appropriations thereof shall be deemed legal and final until amended by the governing body or the county excise board as authorized by law. Taxpayers shall have the right at all reasonable times to examine the budget on file with the municipal clerk or the State Auditor and Inspector for the purpose of filing protests in accordance with this section and Sections 24104 through 24111 of Title 68.

Laws 1979, c. 111, § 10, eff. Oct. 1, 1979; Laws 1980, c. 226, § 3, emerg. eff. May 27, 1980; Laws 1991, c. 124, § 8, eff. July 1, 1991.

§11-17-211. Expenditure of funds - Balances to be carried forward - Unlawful acts and liability therefor.

A. No expenditure may be incurred or made by any officer or employee which exceeds the fund balance for any fund. Any fund balance remaining in a fund at the end of the fiscal year shall be carried forward to the credit of the fund for the next fiscal year. No expenditure may be authorized or made by any officer or employee which exceeds the appropriation of any fund.

B. It shall be unlawful for any officer or employee of the municipality in any budget year:

1. To create or authorize creation of a deficit in any fund; or

2. To authorize, make or incur expenditures in excess of ninety percent (90%) of the appropriation for any fund of the budget as adopted or amended until revenues received, including the prior fiscal year's fund balance carried forward, totals an amount equal to at least ninety percent (90%) of the appropriation for the fund. Expenditures may then be made and authorized so long as any expenditure does not exceed any fund balance.

C. Any obligation that is contracted or authorized by any officer or employee in violation of this act shall become the obligation of the officer or employee himself and shall not be valid or enforceable against the municipality. Any officer or employee who violates this act shall forfeit his office or position and shall be subject to such civil and criminal punishments as are provided by law. Any obligation, authorization for expenditure or expenditure made in violation of this act shall be illegal and void.

Added by Laws 1979, c. 111, § 11. Amended by Laws 1991, c. 124, § 9, eff. July 1, 1991; Laws 1992, c. 371, § 2, eff. July 1, 1992; Laws 2002, c. 98, § 5, eff. Nov. 1, 2002.

§11-17-212. Funds - Establishment - Kinds.

A municipality shall establish funds consistent with legal and operating requirements. Each municipality shall maintain according to its own needs some or all of the following funds or ledgers in its system of accounts:

1. A general fund, to account for all monies received and disbursed for general municipal government purposes, including all assets, liabilities, reserves, fund balances, revenues and expenditures which are not accounted for in any other fund or special ledger account. All monies received by the municipality under the motor fuel tax or under the motor vehicle license and registration tax and earmarked for the street and alley fund may be deposited in the general fund and accounted for as a "street and alley account" within the general fund. Expenditures from this account shall be made as earmarked and provided by law. All references to the street and alley fund or to the special fund earmarked for state-shared gasoline and motor vehicle taxes may mean the street and alley account provided in this section;

2. Special revenue funds, as required, to account for the proceeds of specific revenue sources that are restricted by law to expenditures for specified purposes;

3. Debt service fund, which shall include the municipal sinking fund, established to account for the retirement of general obligation bonds or other long-term debt and payment of interest thereon and judgments as provided by law. Any monies

pledged to service general obligation bonds or other long-term debt must be deposited in the debt service fund;

4. Capital project funds, to account for financial resources segregated for acquisition, construction or other improvement related to capital facilities other than those accounted for in enterprise funds and nonexpendable trust funds;

5. Enterprise funds, to account for each utility or enterprise or other service, other than those operated as a department of the general fund, where the costs are financed primarily through user charges or where there is a periodic need to determine revenues earned, expenses incurred or net income for a service or program;

6. Trust and agency funds, to account for assets held by the municipality as trustee or agent for individuals, private organizations or other governmental units or purposes, such as a retirement fund or a cemetery perpetual care fund;

7. Internal service funds, to account for the financing of goods or services provided by one department or agency of the municipality to another department or agency, or to another government, on a cost reimbursement basis;

8. A ledger or group of accounts in which to record the details relating to the general fixed assets of the municipality;

9. A ledger or group of accounts in which to record the details relating to the general bonds or other long-term debt of the municipality; or

10. Such other funds or ledgers as may be established by the governing body.

Laws 1979, c. 111, § 12; Laws 1991, c. 124, § 10, eff. July 1, 1991.

§11-17-213. Funds - Classification of revenues and expenditures.

Each fund shall be made up of accounts for classifying revenues and expenditures. Revenues shall be classified separately by source. Expenditures shall be departmentalized within each fund and shall be classified into at least the following accounts:

1. Personal services, which may include expenses for salaries, wages, per diem or other compensation, fees, allowances or reimbursement for travel expenses, and related employee benefits, paid to any officer or employee for services rendered or for employment. Employee benefits may include employer contributions to a retirement system, insurance, sick leave, terminal pay or similar benefits;

2. Materials and supplies, which may include articles and commodities which are consumed or materially altered when used,

such as office supplies, operating supplies and repair and maintenance supplies, and all items of expense to any person, firm or corporation rendering a service in connection with repair, sale or trade of such articles or commodities;

3. Other services and charges, which may include all current expenses other than those listed in paragraphs 1, 2, 4, 5 or 6 of this section, such as services or charges for communications, transportation, advertising, printing or binding, insurance, public utility services, repairs and maintenance, rentals, miscellaneous items and all items of expenses to any person, firm or corporation rendering such services;

4. Capital outlays, which may include outlays which result in acquisition of or additions to fixed assets which are purchased by the municipality, including machinery and equipment, furniture, land, buildings, improvements other than buildings, and all construction, reconstruction, appurtenances or improvements to real property accomplished according to the conditions of a contract;

5. Debt service, which may include outlays in the form of debt principal payments, periodic interest payments, or related service charges for benefits received in part in prior fiscal periods as well as in current and future fiscal periods; and

6. Fund transfers, which may include permanent transfers of resources from one fund to another.

Added by Laws 1979, c. 111, § 13. Amended by Laws 1991, c. 124, § 11, eff. July 1, 1991; Laws 2002, c. 98, § 6, eff. Nov. 1, 2002.

§11-17-214. Funds - Operating reserve.

A municipality may create an operating reserve for the purpose of providing a fund or reserve out of which to meet emergency expenditures.

Laws 1979, c. 111, § 14.

§11-17-215. Transfer of unexpended or unencumbered appropriation - Limitations on encumbrances or expenditures.

A. The chief executive officer, or designee, as authorized by the governing body, may transfer any unexpended and unencumbered appropriation or any portion thereof from one department to another within the same fund; except that no appropriation for debt service or other appropriation required by law or ordinance may be reduced below the minimums required.

B. Any fund balance in an enterprise fund of the municipality may be transferred to another fund of the municipality as authorized by the governing body. Other interfund transfers may be made only as adopted or amended according to Section 17-206 or 17-216 of this title.

C. Whenever the necessity for maintaining any fund of a municipality has ceased to exist and a balance remains in the fund, the governing body may authorize the transfer of the balance to the general fund or any other designated fund, unless otherwise provided by law.

D. No encumbrance or expenditure may be authorized or made by any officer or employee which exceeds the available appropriation for each department within a fund.

Added by Laws 1979, c. 111, § 15. Amended by Laws 1980, c. 226, § 4, emerg. eff. May 27, 1980; Laws 1991, c. 124, § 12, eff. July 1, 1991; Laws 2002, c. 98, § 7, eff. Nov. 1, 2002.

§11-17-216. Supplemental appropriations to funds - Amendment of budget.

A. The governing body may amend the budget to make supplemental appropriations to any fund up to the amount of additional revenues which are available for current expenses for the fund due to:

1. Revenues received or to be received from sources not anticipated in the budget for that year;

2. Revenues received or to be received from anticipated sources but in excess of the budget estimates therefor; or

3. Unexpended and unencumbered fund balances on hand at the end of the preceding fiscal year which had not been anticipated or appropriated in the budget. Any appropriation authorizing the creating of an indebtedness shall be governed by the applicable provisions of Article 10 of the Oklahoma Constitution.

B. If at any time during the budget year it appears probable that revenues available will be insufficient to meet the amount appropriated, or that due to unforeseen emergencies there is temporarily insufficient money in a particular fund to meet the requirements of appropriation for the fund, the governing body shall take action as it deems necessary. For that purpose, it may amend the budget to reduce one or more appropriations or it may amend the budget to transfer money from one fund to another fund, but no appropriation for debt service may be reduced and no appropriation may be reduced by more than the amount of the unencumbered and unexpended balance thereof. No transfer shall be made from the debt service fund to any other fund except as may be permitted by the terms of the bond issue or applicable law.

C. A budget amendment as provided in this section authorizing supplemental appropriations or a decrease in the total appropriation of funds shall be adopted at a meeting of the governing body and filed with the municipal clerk and the State Auditor and Inspector.

Added by Laws 1979, c. 111, § 16. Amended by Laws 1991, c. 124, § 13, eff. July 1, 1991; Laws 2002, c. 98, § 8, eff. Nov. 1, 2002.

§11-17-217. Purpose-based budget - Definitions.

As used for a budget based on purpose:

1. "Appropriation" means an authorization to expend or encumber income and revenue provided for a purpose;
2. "Budget summary" means a tabular listing of revenues by source and expenditures by purpose for the budget year;
3. "Estimated revenue" means the amount of revenues estimated to be received during the budget year;
4. "Income and revenue provided" means the amount of estimated or actual income and revenue appropriated by the governing body of the municipality; and
5. "Purpose" means the specific program, project or activity for which the governing body provides an appropriation as listed in the budget.

Added by Laws 2006, c. 314, § 4, eff. July 1, 2006.

§11-17-218. Purpose-based budget - Procedures.

A municipality that selects a purpose-based budget format shall be subject to the following procedures in addition to other applicable provisions of the Municipal Budget Act:

1. Each municipality shall adopt an appropriation for each purpose as established by the governing body;
2. In all cases the appropriations shall not exceed the income and revenue provided by the governing body from estimated revenues and appropriated fund balance;
3. The adopted budget shall be in effect on and after the first day of the fiscal year to which it applies. The budget as adopted and filed with the State Auditor and Inspector shall constitute an appropriation for each purpose as defined by the governing body, and the appropriation thus made shall not be used for any other purpose except as provided by law;
4. The chief executive officer, or designee, as authorized by the governing body, may transfer any unexpended and unencumbered appropriation or any portion thereof from one purpose to another; except that no appropriation for debt service or other appropriation required by law or ordinance may be reduced below the minimums required;
5. No encumbrance or expenditure may be authorized or made by any officer or employee which exceeds the available appropriation for each purpose as defined by the governing body;
6. The governing body may amend the budget to make supplemental appropriations to any purpose up to the amount of

additional unappropriated income and revenues which become available during the fiscal year;

7. If at any time during the budget year it appears probable that revenues available will be insufficient to meet the amount appropriated, or that due to unforeseen emergencies there is temporarily insufficient money to meet the requirements of appropriation, the governing body shall take action as it deems necessary. For that reason, it may amend the budget to reduce one or more appropriations or it may amend the budget to transfer money from one purpose to another purpose, but no appropriation for debt service may be reduced and no appropriation may be reduced by more than the amount of the unencumbered and unexpended balance thereof. No transfer shall be made from the debt service fund to any other fund except as may be permitted by the terms of the bond issue or applicable law; and

8. A budget amendment as provided in this section authorizing supplemental appropriations or a decrease in the total appropriation of funds shall be adopted at a meeting of the governing body and filed with the municipal clerk and the State Auditor and Inspector.

Added by Laws 2006, c. 314, § 5, eff. July 1, 2006.



**Budget Resolutions**  
**2025-2026**

**RESOLUTION NO. 2025-8**

**A RESOLUTION APPROVING THE CITY OF WOODWARD, OKLAHOMA BUDGET FOR THE FISCAL YEAR 2025-2026 AND ESTABLISHING BUDGET AMENDMENT AUTHORITY.**

**WHEREAS**, The City of Woodward has adopted the provisions of the Oklahoma Municipal Budget Act (the Act) in 11 O.S. Sections 17-201 through 17-216; and

**WHEREAS**, The Chief Executive Officer has prepared a budget for the fiscal year ending June 30, 2026 (FY 2025-2026) consistent with the Act; and

**WHEREAS**, the Act in Section 17-215 provides for the Chief Executive Officer of the City, or designee, as authorized by the governing body, to transfer any unexpended and unencumbered appropriation from one department to another within the same fund; and

**WHEREAS**, The budget has been formally presented to the Woodward City Commission at least 30 days prior to the start of the fiscal year in compliance with Section 17-205; and

**WHEREAS**, The Woodward City Commission has conducted a Public Hearing at least 15 days prior to the start of the fiscal year, and published notice of the Public Hearing in compliance with Section 17-208 of the Act; and

**NOW, THEREFORE, BE IT RESOLVED BY THE CITY COMMISSION OF THE CITY OF WOODWARD, OKLAHOMA:**

**Section 1.** The City Commission does hereby adopt the FY 2025-2026 Budget on the 2<sup>nd</sup> day of June, 2025, as presented in the attached budget document.

\_\_\_\_\_  
Tom Fisher, Mayor

ATTEST:

\_\_\_\_\_  
Andrea Murlin, City Clerk

**RESOLUTION NO. 2025-9**

**A RESOLUTION APPROVING THE WOODWARD MUNICIPAL AUTHORITY OF WOODWARD, OKLAHOMA BUDGET FOR THE FISCAL YEAR 2025-2026 AND ESTABLISHING BUDGET AMENDMENT AUTHORITY**

**WHEREAS**, The City of Woodward has adopted the provisions of the Oklahoma Municipal Budget Act (the Act) in 11 O.S. Sections 17-201 through 17-216; and

**WHEREAS**, The Chief Executive Officer has prepared a budget for the fiscal year ending June 30, 2026 (FY 2025-2026) consistent with the Act; and

**WHEREAS**, The Act in Section 17-215 provides for the Chief Executive Officer of the City, or designee, as authorized by the governing body, to transfer any unexpended and unencumbered appropriation from one department to another within the same fund; and

**WHEREAS**, The budget has been formally presented to the Woodward Municipal Authority at least 30 days prior to the start of the fiscal year, in compliance with Section 17-205; and

**WHEREAS**, The Woodward City Commission has conducted a Public Hearing at least 15 days prior to the start of the fiscal year, and published notice of the Public Hearing in compliance with Section 17-208 of the Act; and

**NOW, THEREFORE, BE IT RESOLVED BY THE WOODWARD MUNICIPAL AUTHORITY OF WOODWARD, OKLAHOMA:**

**Section 1.** The Woodward Municipal Authority does hereby adopt the FY 2025-2026 WMA Budget on the 2<sup>nd</sup> day of June, 2025, as presented in the attached budget document.

\_\_\_\_\_  
Tom Fisher, Chairman

ATTEST:

\_\_\_\_\_  
Andrea Murlin, Secretary



# **Organizational Chart**

## **2025-2026**

Washburn University

# Organizational Model





**Budget Summaries**  
**2025-2026**

**CITY OF WOODWARD  
BUDGET SUMMARY - ALL FUNDS**

ALL BUDGETED FUNDS	GENERAL FUND	ENTERPRISE FUND (WMA)	SPECIAL REVENUE FUNDS	TOTALS			
					PY Budget	Variance	%
<b>ESTIMATED RESOURCES</b>							
Taxes	9,662,081	-	6,918,288	16,580,369	17,112,607	(532,238)	-3.11%
Licenses & Permits	82,474	-	-	82,474	104,120	(21,646)	-20.79%
Intergovernmental	390,542	-	11,470	402,012	497,619	(95,608)	-19.21%
Charges for Services	146,739	9,151,533	707,833	10,006,105	10,088,728	(82,623)	-0.82%
Fines Forfeitures	384,161	218,245	-	602,405	543,432	58,974	10.85%
Interest	282,502	84,119	394,249	760,870	1,089,130	(328,259)	-30.14%
Non-Operating	-	860,700	-	860,700	860,700	-	0.00%
Miscellaneous	354,543	27,391	132,009	513,942	546,058	(32,116)	-5.88%
Operating Transfers In	4,446,240	-	385,000	4,831,240	4,594,853	236,386	5.14%
<b>Subtotal - Revenues</b>	<b>15,749,281</b>	<b>10,341,987</b>	<b>8,548,849</b>	<b>34,640,117</b>	<b>35,437,247</b>	<b>(797,130)</b>	<b>-2.25%</b>
<b>OTHER RESOURCES</b>							
Debt/Loan Proceeds	-	2,173	2,590,000	2,592,173	5,832,664	(3,240,491)	-55.56%
Restricted Prior Year Reserves	-	-	6,191,000	6,191,000	2,279,471	3,911,529	171.60%
Unrestricted Prior Year Reserves	2,755,000	2,150,000	-	4,905,000	5,110,000	(205,000)	-4.01%
<b>TOTAL ESTIMATED RESOURCES</b>	<b>18,504,281</b>	<b>12,494,159</b>	<b>17,329,849</b>	<b>48,328,290</b>	<b>48,659,382</b>	<b>(331,092)</b>	<b>-0.68%</b>
<b>ESTIMATED USES</b>							
Non Departmental / Capital Projects / Grants	-	-	2,601,470	2,601,470	5,937,084	(3,335,614)	-56.18%
City Commission	33,647	-	-	33,647	40,090	(6,442)	-16.07%
Administration	483,524	-	-	483,524	530,393	(46,868)	-8.84%
City Attorney	7,583	-	-	7,583	90,072	(82,489)	-91.58%
Municipal Judge	51,180	-	-	51,180	46,344	4,836	10.43%
City Treasurer	31,400	-	-	31,400	31,400	-	0.00%
Code Enforcement	364,873	-	16,800	381,673	345,674	35,999	10.41%
Information Technology	478,116	-	30,900	509,016	460,012	49,004	10.65%
Conference Center	489,880	-	-	489,880	454,151	35,728	7.87%
Tourism	406,360	-	-	406,360	360,702	45,658	12.66%
Human Resources	264,853	-	600	265,453	268,701	(3,248)	-1.21%
City Clerk	213,039	-	8,194	221,233	219,341	1,892	0.86%
City Finance	448,508	-	9,700	458,208	365,185	93,023	25.47%
City @ Large	537,253	-	-	537,253	965,710	(428,457)	-44.37%
City Court	57,859	-	1,200	59,059	61,004	(1,944)	-3.19%
Executive Management	177,646	-	67,000	244,646	178,241	66,406	37.26%
BSCG	-	377,938	-	377,938	341,541	36,396	10.66%
WMGC	-	125,000	-	125,000	115,420	9,580	8.30%
Library	551,039	-	-	551,039	501,017	50,022	9.98%
Airport	-	-	865,340	865,340	843,715	21,626	2.56%
Public Works Adm.	-	212,230	-	212,230	229,214	(16,984)	-7.41%
Utility Billing	-	472,994	-	472,994	452,519	20,475	4.52%
Electrical	98,491	-	223,500	321,991	243,718	78,273	32.12%
Event Complex	176,661	-	228,000	404,661	211,493	193,169	91.34%
Sports & Recreation	780,693	-	178,970	959,663	975,484	(15,820)	-1.62%
Construction	148,150	-	12,061	160,211	156,001	4,209	2.70%
Solid Waste	-	1,566,091	-	1,566,091	1,235,311	330,780	26.78%
Parks	793,966	-	115,099	909,065	1,045,804	(136,740)	-13.08%
Cemetery	235,409	-	63,950	299,359	467,917	(168,558)	-36.02%
Street	839,846	-	1,423,167	2,263,013	2,067,929	195,084	9.43%
Water	-	1,683,407	-	1,683,407	1,565,349	118,058	7.54%
Waste Water	-	845,047	-	845,047	774,564	70,483	9.10%
Building Maintenance	608,345	-	266,677	875,022	892,674	(17,653)	-1.98%
Fleet Management	271,242	-	23,340	294,582	307,936	(13,355)	-4.34%
Warehouse	-	148,127	-	148,127	147,522	605	0.41%
Stormwater	-	319,785	-	319,785	343,455	(23,669)	-6.89%
Police Adm.	344,388	-	2,400	346,788	334,676	12,112	3.62%
Dispatch	439,833	-	7,400	447,233	411,321	35,913	8.73%
Traffic Patrol	2,113,573	-	273,439	2,387,012	2,259,186	127,826	5.66%
Detectives	276,511	-	3,777	280,288	322,256	(41,968)	-13.02%
Animal Control	300,481	-	11,334	311,815	386,510	(74,696)	-19.33%
County E911	465,044	-	-	465,044	398,816	66,228	16.61%
Fire Adm.	464,150	-	24,960	489,110	484,379	4,731	0.98%
Fire Operations	2,448,780	-	38,568	2,487,348	2,281,578	205,771	9.02%
Emergency Management	249,943	-	22,845	272,788	236,668	36,121	15.26%
Senior Citizen Center	205,884	-	3,000	208,884	276,998	(68,115)	-24.59%
Safety	-	-	-	-	-	-	0.00%
Museum	162,018	-	-	162,018	148,213	13,805	9.31%
Hospital	-	100,000	-	100,000	100,000	-	0.00%
Debt Service	-	1,224,685	4,176,628	5,401,313	4,839,731	561,582	11.60%
Operating Transfers	385,000	3,250,000	1,196,240	4,831,240	4,594,853	236,386	5.14%
<b>TOTAL ESTIMATED COST</b>	<b>16,405,168</b>	<b>10,325,303</b>	<b>11,896,559</b>	<b>38,627,030</b>	<b>40,347,872</b>	<b>(1,720,842)</b>	<b>-4.27%</b>
<b>OTHER USES</b>							
Reserve for Capital Improvements	-	-	-	-	-	-	-
Reserve for Other Improvements	-	-	-	-	-	-	-
Reserve for Other Restricted Purposes	-	-	-	-	-	-	-
Reserve for Specific Fund Purposes	-	-	5,433,290	5,433,290	2,242,231	3,191,060	142.32%
Reserve for Emergencies and Shortfalls	2,099,113	2,168,857	-	4,267,970	6,069,279	(1,801,309)	-29.68%
<b>TOTAL ESTIMATED USES</b>	<b>18,504,281</b>	<b>12,494,159</b>	<b>17,329,849</b>	<b>48,328,290</b>	<b>48,659,382</b>	<b>(331,092)</b>	<b>-0.68%</b>

**CITY OF WOODWARD**  
**SPECIAL REVENUE FUNDS BUDGET SUMMARY**  
**FISCAL YEAR 2025-2026**

**SPECIAL REVENUE FUNDS:**

	HOTEL/MOTEL TAX	LIMITED PURPOSE SALES TAX	RESTRICTED REVENUE SALES TAX	CAPITAL PROJECT	GRANTS	AIRPORT	CEMETERY CARE	PERPETUAL CARE	TOTALS
<b>ESTIMATED RESOURCES</b>									
Taxes	543,054	4,781,426	1,593,808	-	-	-	-	-	6,918,288
Licenses & Permits	-	-	-	-	-	-	-	-	-
Intergovernmental	-	-	-	-	11,470	-	-	-	11,470
Charges for Services	-	-	-	-	-	698,333	9,500	-	707,833
Fines & Forfeitures	-	-	-	-	-	-	-	-	-
Interest	-	260,805	131,044	-	-	-	2,000	400	394,249
Rental/Lease	-	-	-	-	-	-	-	-	-
Miscellaneous	121,313	-	-	-	-	10,695	-	-	132,009
Operating Transfers	235,000	-	-	-	-	150,000	-	-	385,000
<i>Subtotal - Revenues</i>	<u>899,368</u>	<u>5,042,231</u>	<u>1,724,852</u>	<u>-</u>	<u>11,470</u>	<u>859,029</u>	<u>11,500</u>	<u>400</u>	<u>8,548,849</u>
<b>OTHER RESOURCES</b>									
Debt/Loan Proceeds	-	-	-	2,590,000	-	-	-	-	2,590,000
Restricted Prior Year Reserves	10,000	3,500,000	2,170,000	-	400,000	10,000	85,000	16,000	6,191,000
Unrestricted Prior Year Reserves	-	-	-	-	-	-	-	-	-
<b>TOTAL ESTIMATED RESOURCES</b>	<u><u>909,368</u></u>	<u><u>8,542,231</u></u>	<u><u>3,894,852</u></u>	<u><u>2,590,000</u></u>	<u><u>411,470</u></u>	<u><u>869,029</u></u>	<u><u>96,500</u></u>	<u><u>16,400</u></u>	<u><u>17,329,849</u></u>
<b>ESTIMATED USES</b>									
Personnel Services	-	-	-	-	-	254,835	-	-	254,835
Material & Supplies	-	-	-	-	-	493,550	-	-	493,550
Other Services & Charges	-	-	-	-	-	88,460	-	-	88,460
Capital Outlay	-	1,329,500	1,727,381	2,590,000	11,470	28,495	-	-	5,686,846
Operating Transfers	896,240	300,000	-	-	-	-	-	-	1,196,240
Transfer to Debt Service	-	3,454,030	722,599	-	-	-	-	-	4,176,628
<b>TOTAL ESTIMATED COST</b>	<u>896,240</u>	<u>5,083,530</u>	<u>2,449,980</u>	<u>2,590,000</u>	<u>11,470</u>	<u>865,340</u>	<u>-</u>	<u>-</u>	<u>11,896,559</u>
Reserve for Capital Improvements	-	-	-	-	-	-	-	-	-
Reserve for Other Improvements	-	-	-	-	-	-	-	-	-
Reserve for Other Restricted Purposes	-	-	-	-	-	-	-	-	-
Reserve for Specific Fund Purposes	13,128	3,458,701	1,444,872	-	400,000	3,688	96,500	16,400	5,433,299
Reserve for Emergencies and Shortfalls	-	-	-	-	-	-	-	-	-
<b>TOTAL ESTIMATED USES</b>	<u><u>909,368</u></u>	<u><u>8,542,231</u></u>	<u><u>3,894,852</u></u>	<u><u>2,590,000</u></u>	<u><u>411,470</u></u>	<u><u>869,029</u></u>	<u><u>96,500</u></u>	<u><u>16,400</u></u>	<u><u>17,329,849</u></u>

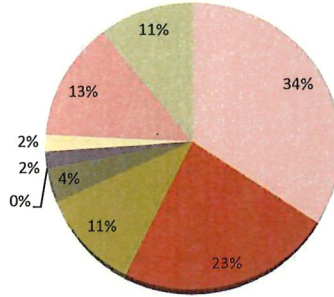
**CITY OF WOODWARD**  
**ALL FUNDS BUDGET SUMMARY BY LINE ITEM**  
**FISCAL YEAR 2025-2026**

Description	Prior Year Actual	Budget Current	Expense YTD As of February 28, 2025	Expense Projected	Budget Proposed
SALARIES	7,129,346	8,205,366	5,130,558	7,109,033	8,739,097
STAND-BY	24,000	30,709	19,402	27,136	20,917
SICK LEAVE BUY BACK	26,376	36,067	804	1,125	205,008
MECHANIC WAGES	-	20,000	-	-	-
FURLOUGH SAVINGS	-	-	-	-	-
PART TIME	173,991	328,768	155,441	217,400	294,512
CALL BACK	16,250	16,250	-	-	-
OVERTIME	183,516	257,668	162,637	217,940	231,682
EDUCATION/CDL INCENTIVE	10,344	21,600	13,675	19,126	10,800
DRIVERS	-	17,916	4,964	6,943	-
CITY'S SHARE FICA	575,666	645,076	358,435	496,713	747,377
WORKMEN'S COMP	401,720	586,021	311,321	432,188	589,109
HEALTH INSURANCE	2,355,938	2,096,701	1,491,891	2,063,648	2,330,215
CITY RETIREMENT	448,776	534,681	301,781	416,714	552,475
POLICE PENSION	191,891	194,124	103,601	144,897	179,519
FIREMAN PENSION	173,042	228,759	130,512	182,618	233,632
LONGEVITY	213,087	194,978	88,310	123,510	194,500
HOLIDAY PAY IN LIEU	147,989	182,173	118,630	165,916	183,589
EMPLOYEE FOOTWARE	-	5,785	5,955	5,901	4,288
**RESERVED	-	-	-	-	-
**RESERVED	-	-	-	-	-
UNEMPLOYMENT	16,000	18,256	6,357	8,891	97,581
EMT/HAZMAT PAY	23,678	28,800	34,950	48,881	58,800
RESERVE PAY	20,000	15,000	-	-	-
AUTO/CELL PH ALLOWANCE	-	25,200	16,020	22,014	24,360
CLOTHING ALLOWANCE	37,605	7,500	9,170	12,825	11,380
SEVERANCE PAY	346,121	303,622	27,500	38,462	-
EXPENDABLE TOOLS	63,307	37,850	18,983	28,558	38,950
JANITORIAL SUPPLIES	56,071	52,425	22,871	34,305	52,800
OFFICE SUPPLIES	86,200	30,270	13,530	20,294	29,590
PETROLEUM	888,650	746,125	396,360	641,250	754,625
CHEMICALS/FERTILIZERS	101,320	164,000	23,516	46,809	169,200
SAFETY EQUIPMENT	45,015	47,310	16,957	25,434	47,560
FIREWORKS	14,000	-	-	-	25,000
REFERENCE MATERIALS	52,400	54,350	30,101	49,564	56,850
MATERIALS AND SUPPLIES	400,659	475,850	317,470	477,634	486,100
AIRCRAFT PARTS	-	4,000	787	1,478	4,000
POSTAGE	18,550	9,750	3,986	5,978	11,920
PROGRAMMING	25,800	11,000	3,056	4,584	11,200
POOL OPERATING SUPPLIES	7,500	108,850	68,208	102,307	96,000
POLICE K-9 UNIT	3,500	2,000	-	-	2,000
CONTRACTUAL	747,908	1,230,507	779,174	1,315,686	1,001,432
POLICE HONOR GUARD	15,630	2,000	-	-	2,000
MOTIVE MAINTENANCE	237,775	223,500	132,735	207,366	237,200
NON-MOTIVE MAINTENANCE	975,995	601,500	354,358	584,999	570,500
REPAIRS FOR INSURANCE CLAIMS	53,500	35,000	1,561	2,341	-
TECHNOLOGY HARDWARE	-	41,740	17,778	26,665	44,572
TECHNOLOGY SOFTWARE	-	376,152	315,405	474,880	372,161
RENTALS	32,000	30,450	14,494	22,019	31,450
MEDICAL	15,075	12,535	7,437	11,154	12,670
COMMUNICATIONS	171,045	132,650	79,895	119,990	139,648
ADVERTISING-PRINTING	63,105	8,600	3,548	5,322	28,600
WATER	200,000	180,000	79,087	118,624	180,000
NATURAL GAS	84,800	145,900	72,854	109,275	139,000
ELECTRICITY	951,400	905,400	707,559	1,054,630	866,200
LAKE SERVICES	23,000	12,000	8,269	12,403	12,000
INSURANCE-VEH,BLD,GL	372,764	407,910	452,102	678,120	7,650
INSURANCE-BONDS	2,900	1,835	1,325	1,987	1,835
UNIFORMS	61,835	30,550	16,318	24,696	35,950
TRAVEL & TRAINING	219,434	159,050	95,875	151,824	185,950
DUES & MEMBERSHIPS	51,214	47,674	38,307	57,457	62,050
MEALS / LODGING	-	-	-	-	200
PROMOTIONAL FEES	-	15,600	9,593	14,389	31,500
COMMUNITY INTERV CENTER	-	-	-	-	-
ELECTION EXPENSES	-	17,000	1,598	2,397	9,000
INMATE SERVICES	42,475	-	-	-	-
CONTRIBUTIONS TO OTHERS	678,000	-	-	-	-
LANDFILL CHARGES	235,000	325,000	165,978	248,954	325,000
INDUSTRIAL PARK REASSIGN	104,280	-	-	-	-
UNCLASSIFIED	177,500	507,800	74,147	100,248	507,000
PROJECTS	-	5,000	544	816	26,100
PCARD PURCHASES	-	91,475	-	-	207,875
SAFETY COMMITTEE	20,000	-	-	-	30,000
CAPITAL OUTLAY	7,953,377	1,570,376	288,726	454,117	6,832,317
TRANSFERS	1,635,240	3,550,374	242,706	344,229	4,831,240
DEBT SERVICE	3,278,668	344,684	1,813,450	-	5,401,313
<b>TOTAL ESTIMATED USES</b>	<b>32,682,228</b>	<b>26,757,063</b>	<b>15,182,562</b>	<b>19,344,664</b>	<b>38,627,030</b>

**CITY OF WOODWARD**  
**ALL BUDGETED FUNDS**  
**FISCAL YEAR 2025-2026**

**ESTIMATED RESOURCES**

General	15,749,281
Hotel/Motel	899,368
Limited Purpose	5,042,231
Restricted Revenue	1,724,852
Grant	11,470
Airport	859,029
Enterprise	10,341,987
Cemetery Care	11,500
Perpetual Care	400
Capital Project	-
<b>Subtotal - Revenues</b>	<b>34,640,117</b>
<b>OTHER RESOURCES</b>	
Debt/Loan Proceeds	2,592,173
Restricted Prior Year Reserves	6,191,000
Unrestricted Prior Year Reserves	4,905,000
<b>TOTAL ESTIMATED RESOURCES</b>	<b>48,328,290</b>



- General
- Enterprise
- Limited Purpose
- Restricted Revenue
- Grant
- Hotel/Motel
- Airport
- Restricted Prior Year Reserves
- Unrestricted Prior Year Reserves

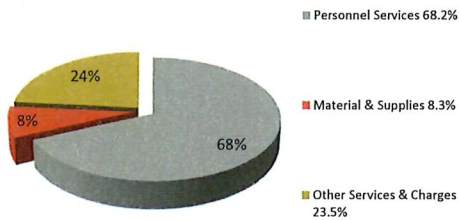
**ESTIMATED USES**

<u>Fund</u>	PERSONNEL SERVICES	MATERIALS & SUPPLIES	OTHER SERVICES & CHARGES	CAPITAL OUTLAY	DEBT SERVICE	OPERATING TRANSFERS	TOTALS
General	11,843,399	918,915	3,137,152	120,702	-	385,000	16,405,168
Hotel/Motel	-	-	-	-	-	896,240	896,240
Limited Purpose	-	-	-	1,329,500	3,454,030	300,000	5,083,530
Restricted Revenue	-	-	-	1,727,381	722,599	-	2,449,980
Grant	-	-	-	11,470	-	-	11,470
Airport	254,835	493,550	88,460	28,495	-	-	865,340
Enterprise	2,610,588	371,330	1,843,931	1,024,769	1,224,685	3,250,000	10,325,303
Cemetery Care	-	-	-	-	-	-	-
Perpetual Care	-	-	-	-	-	-	-
Capital Project	-	-	-	2,590,000	-	-	2,590,000
<b>TOTAL ESTIMATED COST</b>	<b>14,708,822</b>	<b>1,783,795</b>	<b>5,069,543</b>	<b>6,832,317</b>	<b>5,401,313</b>	<b>4,831,240</b>	<b>38,627,030</b>
	38.1%	4.6%	13.1%	17.7%	14.0%	12.5%	100.0%

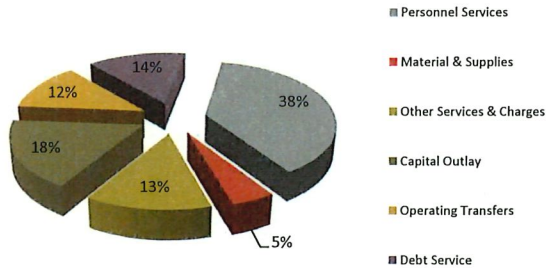
**OTHER USES**

Reserve for Capital Improvements	-
Reserve for Other Improvements	-
Reserve for Other Restricted Purposes	-
Reserve for Specific Fund Purposes	5,433,291
Reserve for Emergencies and Shortfalls	4,267,970
<b>TOTAL ESTIMATED USES</b>	<b>48,328,290</b>

**AS A PERCENTAGE OF OPERATIONAL COST**



**AS A PERCENTAGE OF ALL COST**

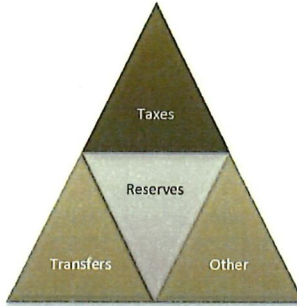


**CITY OF WOODWARD**  
**GENERAL FUND BUDGET SUMMARY**  
**FISCAL YEAR 2025-2026**

**ESTIMATED RESOURCES**

**REVENUES**

Taxes	9,662,081
Licenses & Permits	82,474
Intergovernmental	390,542
Charges for Services	146,739
Fines & Forfeitures	384,161
Interest	282,502
Miscellaneous	354,543
Operating Transfers In	4,446,240
<i>Subtotal - Revenues</i>	15,749,281
<b>OTHER RESOURCES</b>	
Debt/Loan Proceeds	-
Restricted Prior Year Reserves	-
Unrestricted Prior Year Reserves	2,755,000
<b>TOTAL ESTIMATED RESOURCES</b>	<b>18,504,281</b>



**ESTIMATED USES**

	PERSONNEL SERVICES	MATERIALS & SUPPLIES	OTHER SERVICES & CHARGES	CAPITAL OUTLAY	OPERATING TRANSFERS	
Non Departmental	-	-	-	-	385,000	385,000
City Commission	1,720	-	31,927	-	-	33,647
Administration	415,044	3,330	65,150	-	-	483,524
City Attorney	7,583	-	-	-	-	7,583
Municipal Judge	51,180	-	-	-	-	51,180
City Treasurer	-	-	31,400	-	-	31,400
Code Enforcement	302,419	6,550	55,904	-	-	364,873
Information Technology	217,269	1,520	259,327	-	-	478,116
Conference Center	330,786	23,025	66,567	69,502	-	489,880
Tourism	152,108	27,900	226,352	-	-	406,360
Department 11	-	-	-	-	-	-
Department 12	-	-	-	-	-	-
Human Resources	180,039	2,700	82,114	-	-	264,853
City Clerk	168,624	12,750	31,665	-	-	213,039
City Finance	293,952	2,800	151,756	-	-	448,508
City @ Large	-	-	537,253	-	-	537,253
City Court	50,774	1,000	6,085	-	-	57,859
Executive Management	166,986	3,850	6,810	-	-	177,646
BSGC	-	-	-	-	-	-
Library	404,979	83,720	62,340	-	-	551,039
Airport	-	-	-	-	-	-
Public Works Adm.	-	-	-	-	-	-
Utility Billing	-	-	-	-	-	-
Electrical	62,773	7,650	28,068	-	-	98,491
Events	90,811	16,300	69,550	-	-	176,661
Sports & Recreation	459,713	89,800	231,180	-	-	780,693
Construction	132,750	8,400	7,000	-	-	148,150
Solid Waste	-	-	-	-	-	-
Parks	411,317	161,450	221,199	-	-	793,966
Cemetery	151,194	33,400	50,815	-	-	235,409
Street	503,825	171,500	164,521	-	-	839,846
Water	-	-	-	-	-	-
Waste Water	-	-	-	-	-	-
Building Maintenance	491,345	53,000	64,000	-	-	608,345
Fleet Management	217,242	28,500	25,500	-	-	271,242
Warehouse	-	-	-	-	-	-
Police Adm.	302,621	6,920	34,847	-	-	344,388
Dispatch	384,197	3,600	52,036	-	-	439,833
Traffic Patrol	1,902,401	82,500	128,672	-	-	2,113,573
Detectives	236,819	5,400	34,292	-	-	276,511
Animal Control	243,099	16,100	41,282	-	-	300,481
County E911	316,222	4,500	93,122	51,200	-	465,044
Fire Adm.	389,019	9,950	65,181	-	-	464,150
Fire Operations	2,311,975	30,350	106,455	-	-	2,448,780
Emergency Management	192,711	10,700	46,532	-	-	249,943
Senior Citizen Center	161,034	7,400	37,450	-	-	205,884
Kid's Inc.	-	-	-	-	-	-
Museum	138,868	2,350	20,800	-	-	162,018
Hospital	-	-	-	-	-	-
<b>TOTAL ESTIMATED USES</b>	<b>11,843,399</b>	<b>918,915</b>	<b>3,137,152</b>	<b>120,702</b>	<b>385,000</b>	<b>16,405,168</b>
Reserve for Capital Improvements	-	-	-	-	-	-
Reserve for Other Improvements	-	-	-	-	-	-
Reserve for Other Restricted Purposes	-	-	-	-	-	-
Reserve for Specific Fund Purposes	-	-	-	-	-	-
Reserve for Emergencies and Shortfalls	-	-	-	-	-	2,099,113
<b>TOTAL ESTIMATED USES</b>	<b>11,843,399</b>	<b>918,915</b>	<b>3,137,152</b>	<b>120,702</b>	<b>385,000</b>	<b>18,504,281</b>

**CITY OF WOODWARD**  
**GENERAL FUND BUDGET REVENUE**  
**FISCAL YEAR 2025-2026**

<i>ESTIMATED RESOURCES</i>	Budget Current	Revenue YTD	Revenue Projected	Budget Proposed
2% Sales Tax	6,749,958	4,904,025	6,538,700	6,375,232
Use Tax	1,514,498	1,359,121	1,812,161	1,766,857
Franchise Tax	888,895	866,406	888,542	888,542
Cigarette Tax	84,394	56,979	75,972	74,072
Electrical Sales	6,092	3,544	4,726	4,726
Weed Abatement	14,933	14,019	18,692	18,692
County E911	537,731	298,184	397,578	533,959
Dispatch Service Reimb	60,000	45,000	60,000	60,000
Licenses & Permits "City Clerk"	57,013	36,756	49,008	49,008
Licenses & Permits "Code Enforcement"	47,107	25,100	33,466	33,466
Beverage Tax	232,761	182,562	243,416	243,416
Violence Against Women Grant	1	-	-	1
Police "Security, Donations, Misc."	748	3,989	5,319	5,319
Police K-9 Unit	-	-	-	-
Motor Vehicle Tax	80,909	61,354	81,806	81,806
Gasoline Tax	16,540	-	-	-
Intergovernmental Grant Revenue	-	-	-	-
Cemetery 75%	24,043	35,480	47,307	47,307
Leases & Permits	15,699	12,348	16,465	16,465
Park	-	-	-	-
Crystal Beach Operations	31,499	60,786	81,048	81,048
Inventory Sales	-	-	-	-
Juvenile - Comm Srv Program	2,080	1,440	1,920	1,920
Court Technology Fee	39,746	32,763	43,684	43,684
Police Fines	255,712	231,731	275,641	275,641
Police Training & Assessment	9,317	7,749	10,332	10,332
Police Drug Seizures	-	4,530	6,040	6,040
County Jail Booking Fee	967	1,169	1,559	1,169
City Incarceration Fee	1,387	1,471	1,962	1,471
City Medical Fee	383	468	623	468
Impound/Adoption Fee	4,000	5,679	7,572	7,572
Animal Drop-off/Disposal Fee	18,255	16,515	22,020	22,020
Animal Neuter/Spay	-	4,645	6,193	6,193
Juvenile Court Fines	-	-	-	-
Juvenile Court Cost	880	630	840	840
Library Fines	1,304	1,089	1,451	1,451
Library Copies	5,994	5,021	6,695	6,695
Library Non-Resident	-	-	-	-
Library Lost Items	552	321	429	429
Library Donations	-	-	-	-
Library Postage	144	72	96	96
Library Misc.	27	45	60	60
Library Short/Long	-	-	-	-
Interest	366,580	201,186	268,249	268,249
Bond Interest	-	-	-	-
Workers Comp Interest	12,425	-	-	12,425
Cemetery Donation	300	-	-	300
Investment Income-T Bond	2,816	1,147	1,529	1,529
Misc. Revenue	207,000	153,226	204,301	207,000
WW County Salary Reimbursement	36,000	27,000	36,000	36,000
State Arts LGC Grant	-	-	-	-
Short/Over	25	-	-	25
Police K-9 Misc.	-	-	-	-
Youth at Risk Federal Grant	-	-	-	-
Civil Defense Emergency Mgm Grant	15,892	13,189	17,586	17,586
High School Officer	82,212	-	-	82,212
Walking Trail Donations	-	-	-	-
Fireworks Donations	-	-	-	-
Insurance Receipts	-	34,061	45,415	-
Kids. Inc., Utilities	10,000	5,750	7,667	10,000
Tourism Donations	-	-	-	-
Fire Department Donations	1,720	4,150	5,533	1,720
Security Center Utility	-	-	-	-
Training Revenue	-	-	-	-
Inmate Transportation Revenue	-	-	-	-
Transfer from WMA Operations	3,250,000	2,025,000	2,700,000	3,250,000
Transfer from WMA Sales Tax	250,000	-	-	300,000
Transfer from Hotel/Motel	814,853	568,157	757,543	896,240
Residual Equity	-	-	-	2,755,000
Transfer from Other Funds	-	-	-	-
<b>TOTAL ESTIMATED RESOURCES</b>	<b>15,753,392</b>	<b>11,113,858</b>	<b>14,785,144</b>	<b>18,504,281</b>

CITY OF WOODWARD  
HOTEL MOTEL FUND  
FISCAL YEAR 2025-2026

**ESTIMATED RESOURCES**

**REVENUES**

Taxes	543,054
Licenses & Permits	-
Intergovernmental	-
Charges for Services	-
Fines & Forfeitures	-
Interest	-
Rental/Lease	-
Miscellaneous	121,313
Operating Transfers	235,000
<b>Subtotal - Revenues</b>	<b>899,368</b>

**OTHER RESOURCES**

Debt/Loan Proceeds	-
Restricted Prior Year Reserves	10,000
Unrestricted Prior Year Reserves	-
<b>TOTAL ESTIMATED RESOURCES</b>	<b>909,368</b>

**ESTIMATED USES**

Personnel Services	-
Materials & Supplies	-
Other Charges & Services	-
Capital Outlay	-
Transfers	896,240
<b>TOTAL ESTIMATED COST</b>	<b>896,240</b>

**OTHER USES**

Reserve for Capital Improvements	-
Reserve for Other Improvements	-
Reserve for Other Restricted Purposes	-
Reserve for Specific Fund Purposes	13,128
Reserve for Emergencies and Shortfalls	-
<b>TOTAL ESTIMATED USES</b>	<b>909,368</b>

**CITY OF WOODWARD  
WOODWARD MUNICIPAL AIRPORT  
FISCAL YEAR 2025-2026**

**ESTIMATED RESOURCES**

<b>REVENUES</b>	Prior Year Actual	Current Budget	Current Projection	Proposed Budget
Taxes	-	-	-	-
Licenses & Permits	-	-	-	-
Intergovernmental	-	-	-	-
Charges for Services	367,933	663,333	629,760	698,333
Fines & Forfeitures	-	-	-	-
Interest	697	-	-	-
Rental/Lease	-	-	-	-
Miscellaneous	10,602	12,139	10,695	10,695
Operating Transfers	85,117	145,000	-	150,000
<b>Subtotal - Revenues</b>	<b>464,349</b>	<b>820,472</b>	<b>640,455</b>	<b>859,029</b>
<b>OTHER RESOURCES</b>				
Debt/Loan Proceeds	-	-	-	-
Restricted Prior Year Reserves	-	10,000	-	10,000
Unrestricted Prior Year Reserves	-	-	-	-
<b>TOTAL ESTIMATED RESOURCES</b>	<b>464,349</b>	<b>830,472</b>	<b>640,455</b>	<b>869,029</b>

**ESTIMATED USES**

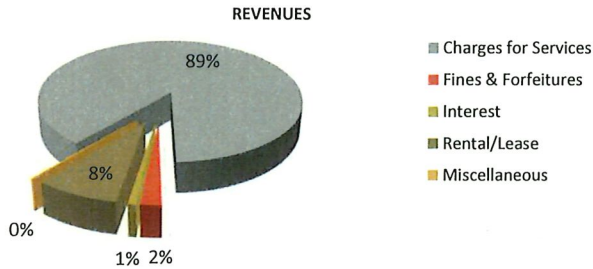
	Prior Year Actual	Current Budget	Current Projection	Proposed Budget
Personnel Services	216,069	271,132	217,189	254,835
Materials & Supplies	285,500	475,100	432,390	493,550
Other Charges & Services	64,450	69,988	57,700	88,460
Capital Outlay	-	-	-	28,495
Transfers	-	-	-	-
<b>TOTAL ESTIMATED COST</b>	<b>566,019</b>	<b>816,220</b>	<b>707,280</b>	<b>865,340</b>
<b>OTHER USES</b>				
Reserve for Capital Improvements	-	-	-	-
Reserve for Other Improvements	-	-	-	-
Reserve for Other Restricted Purposes	-	-	-	-
Reserve for Specific Fund Purposes	(101,670)	-	-	3,688
Reserve for Emergencies and Shortfalls	-	14,252	(66,825)	-
<b>TOTAL ESTIMATED USES</b>	<b>464,349</b>	<b>830,472</b>	<b>640,455</b>	<b>869,029</b>

**CITY OF WOODWARD**  
**ENTERPRISE FUND BUDGET SUMMARY**  
**FISCAL YEAR 2025-2026**

**ESTIMATED RESOURCES**

**REVENUES**

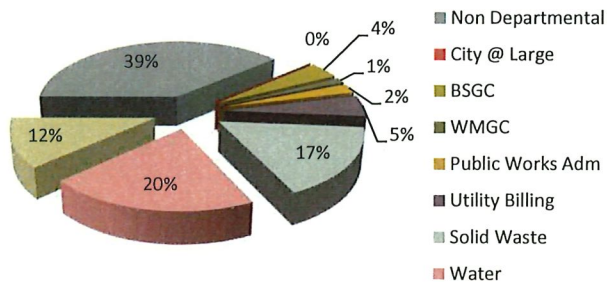
Taxes	-
Licenses & Permits	-
Intergovernmental	-
Charges for Services	9,151,533
Fines & Forfeitures	218,245
Interest	84,119
Rental/Lease	860,700
Miscellaneous	27,391
Operating Transfers	-
<b>Subtotal - Revenues</b>	<b>10,341,987</b>
<b>OTHER RESOURCES</b>	
Debt/Loan Proceeds	2,173
Restricted Prior Year Reserves	-
Unrestricted Prior Year Reserves	2,150,000
<b>TOTAL ESTIMATED RESOURCES</b>	<b>12,494,159</b>



**ESTIMATED USES**

	PERSONNEL SERVICES	MATERIALS & SUPPLIES	OTHER SERVICES & CHARGES	CAPITAL OUTLAY	OPERATING TRANSFERS	DEBT SERVICE	
Non Departmental	-	-	-	-	3,250,000	401,325	3,651,325
City @ Large	-	-	-	-	-	-	-
BSGC	115,602	2,000	128,900	131,436	-	-	377,938
WMGC	-	25,000	25,000	75,000	-	-	125,000
Public Works Adm	154,109	5,100	37,121	15,900	-	-	212,230
Utility Billing	300,907	7,450	147,868	16,769	-	-	472,994
Solid Waste	758,611	64,700	381,650	361,130	-	-	1,566,091
Water	581,259	192,500	781,333	128,315	-	253,755	1,937,162
Waste Water	417,739	55,050	292,739	79,519	-	253,755	1,098,802
Warehouse	87,527	16,430	42,470	1,700	-	-	148,127
Stormwater	194,835	3,100	6,850	115,000	-	315,850	635,635
Hospital	-	-	-	100,000	-	-	100,000
<b>TOTAL ESTIMATED COST</b>	<b>2,610,588</b>	<b>371,330</b>	<b>1,843,931</b>	<b>1,024,769</b>	<b>3,250,000</b>	<b>1,224,685</b>	<b>10,325,303</b>
<b>OTHER USES</b>							
Reserve for Capital Improvements	-	-	-	-	-	-	-
Reserve for Other Improvements	-	-	-	-	-	-	-
Reserve for Other Restricted Purposes	-	-	-	-	-	-	-
Reserve for Specific Fund Purposes	-	-	-	-	-	-	-
Reserve for Emergencies and Shortfalls	-	-	-	-	-	-	2,168,857
<b>TOTAL ESTIMATED USES</b>	<b>2,610,588</b>	<b>371,330</b>	<b>1,843,931</b>	<b>1,024,769</b>	<b>3,250,000</b>	<b>1,224,685</b>	<b>12,494,159</b>

**ESTIMATED USES**



**CITY OF WOODWARD**  
**WMA LIMITED PURPOSE SALES TAX FUND**  
**BUDGET SUMMARY**  
**FISCAL YEAR 2025-2026**

<i>ESTIMATED RESOURCES</i>	Prior Year Actual	Current Budget	Current Projection	Proposed Budget
Taxes	4,659,860	5,062,470	4,904,025	4,781,426
Licenses & Permits	-	-	-	-
Intergovernmental	-	-	-	-
Charges for Services	-	-	-	-
Fines & Forfeitures	-	-	-	-
Interest	678	315,779	260,805	260,805
Rental/Lease	-	-	-	-
Miscellaneous	-	-	-	-
Operating Transfers	250,000	-	-	-
<b>Subtotal - Revenues</b>	<b>4,910,538</b>	<b>5,378,249</b>	<b>5,164,831</b>	<b>5,042,231</b>
<i>OTHER RESOURCES</i>				
Debt/Loan Proceeds	-	-	-	-
Restricted Prior Year Reserves	2,000,000	10,000	-	3,500,000
Unrestricted Prior Year Reserves	-	-	-	-
<b>TOTAL ESTIMATED RESOURCES</b>	<b>6,910,538</b>	<b>5,388,249</b>	<b>5,164,831</b>	<b>8,542,231</b>
 <i>ESTIMATED USES</i>				
Non Departmental	-	-	-	-
City Commission	-	-	-	-
Administration	-	-	-	-
City Attorney	-	-	-	-
Municipal Judge	-	-	-	-
City Treasurer	-	-	-	-
Code Enforcement	-	-	-	-
Information Technology	-	-	-	-
CVB	-	-	-	-
Tourism	-	-	-	-
Dept 11	-	-	-	-
Dept 12	-	-	-	-
Human Resources	-	-	-	-
City Clerk	-	-	-	-
City Finance	-	-	-	-
City @ Large	-	-	-	-
City Court	-	-	-	-
Asst. City Manager	-	-	-	55,000
BSGC	-	-	-	-
Library	-	-	-	-
Airport	-	-	-	-
Public Works Adm.	-	-	-	-
Utility Billing	-	-	-	-
Electric	-	-	-	100,000
Event Complex	-	-	-	38,000
Sports & Recreation	-	-	-	11,300
Construction	-	-	-	-
Solid Waste	-	-	-	-
Parks	3,209,159	-	-	71,200
Cemetery	-	-	-	-
Streets	-	-	-	900,000
Water	-	-	-	-
Waste Water	-	-	-	-
Building Maintenance	-	-	-	154,000
Fleet Management	-	-	-	-
Warehouse	-	-	-	-
Police Adm.	-	-	-	-
Dispatch	-	-	-	-
Traffic Patrol	-	-	-	-
Detectives	-	-	-	-
Animal Control	-	-	-	-
County E911	-	-	-	-
Fire Adm.	-	-	-	-
Fire Operations	-	-	-	-
Emergency Management	-	-	-	-
Senior Citizen Center	-	-	-	-
Kid's Inc.	-	-	-	-
Museum	-	-	-	-
Hospital	126,700	-	-	-
Transfer to Debt Service	2,741,410	3,886,155	3,886,155	3,454,030
Operating Transfers	600,000	800,000	800,000	300,000
<b>TOTAL ESTIMATED COST</b>	<b>6,677,269</b>	<b>4,686,155</b>	<b>4,686,155</b>	<b>5,083,530</b>
 <i>OTHER USES</i>				
Reserve for Specific Fund Purposes	233,269	702,094	478,676	3,458,701
Reserve for Emergencies and Shortfalls	-	-	-	-
<b>TOTAL ESTIMATED USES</b>	<b>6,910,538</b>	<b>5,388,249</b>	<b>5,164,831</b>	<b>8,542,231</b>

**CITY OF WOODWARD**

**RESTRICTED SALES TAX FUND**

**BUDGET SUMMARY**

**FISCAL YEAR 2025-2026**

<i>ESTIMATED RESOURCES</i>	Prior Year Actual	Current Budget	Current Projection	Proposed Budget
Taxes	1,867,136	1,687,490	1,634,675	1,593,808
Licenses & Permits	-	-	-	-
Intergovernmental	-	-	-	-
Charges for Services	-	-	-	-
Fines & Forfeitures	-	-	-	-
Interest	7,484	204,116	131,044	131,044
Rental/Lease	-	-	-	-
Miscellaneous	-	-	-	-
Operating Transfers	534,720	-	-	-
<b>Subtotal - Revenues</b>	<b>2,409,340</b>	<b>1,891,606</b>	<b>1,765,719</b>	<b>1,724,852</b>
<i>OTHER RESOURCES</i>				
Debt/Loan Proceeds	-	-	-	-
Restricted Prior Year Reserves	1,563,622	1,763,471	1,762,143	2,170,000
Unrestricted Prior Year Reserves	-	-	-	-
<b>TOTAL ESTIMATED RESOURCES</b>	<b>3,972,962</b>	<b>3,655,077</b>	<b>3,527,862</b>	<b>3,894,852</b>
<i>ESTIMATED USES</i>	Prior Year Actual	Current Budget	Current Projection	Proposed Budget
Non Departmental	662,671	54,351	164,558	-
City Commission	-	-	-	-
Administration	-	-	-	-
City Attorney	-	-	-	-
Municipal Judge	-	-	-	-
City Treasurer	-	-	-	-
Code Enforcement	-	-	-	16,800
Information Technology	117,858	-	-	30,900
CVB	-	-	-	-
Tourism	-	-	-	-
Dept 11	-	-	-	-
Dept 12	-	-	-	-
Human Resources	-	-	-	600
City Clerk	9,195	-	-	8,194
City Finance	1,752	-	-	9,700
City @ Large	89,758	-	-	-
City Court	-	-	-	1,200
Asst. City Manager	-	-	-	12,000
BSGC	-	-	-	-
Library	18,902	-	-	-
Airport	53,665	-	-	-
Public Works Adm.	-	-	-	-
Utility Billing	-	-	-	-
Electric	-	-	-	123,500
Event Complex	-	-	-	190,000
Sports & Recreation	181,106	-	-	167,670
Construction	10,548	-	-	12,061
Solid Waste	9,450	-	-	-
Parks	291,486	-	-	43,899
Cemetery	55,638	-	-	63,950
Streets	954,905	-	-	523,167
Water	20,906	-	-	-
Waste Water	-	-	-	-
Building Maintenance	124,793	-	-	112,677
Fleet Management	26,800	-	-	23,340
Warehouse	11,374	-	-	-
Police Adm.	-	-	-	2,400
Dispatch	-	-	-	7,400
Traffic Patrol	130,539	-	-	273,439
Detectives	-	-	-	3,777
Animal Control	27,546	-	-	11,334
County E911	-	-	-	-
Fire Adm.	731	-	-	24,960
Fire Operations	187,672	-	-	38,568
Emergency Management	561	-	-	22,845
Senior Citizen Center	12,710	-	-	3,000
Kid's Inc.	78,620	-	-	-
Museum	-	-	-	-
Hospital	-	-	-	-
Transfer to Debt Service	-	722,599	722,599	722,599
Operating Transfers	-	-	-	-
<b>TOTAL ESTIMATED COST</b>	<b>3,079,186</b>	<b>54,351</b>	<b>164,558</b>	<b>2,449,980</b>
<i>OTHER USES</i>				
Reserve for Specific Fund Purposes	893,776	3,600,726	3,363,304	1,444,872
Reserve for Emergencies and Shortfalls	-	-	-	-
<b>TOTAL ESTIMATED USES</b>	<b>3,972,962</b>	<b>3,655,077</b>	<b>3,527,862</b>	<b>3,894,852</b>

CITY OF WOODWARD  
 CAPITAL PROJECT FUND  
 BUDGET SUMMARY  
 FISCAL YEAR 2025-2026

**ESTIMATED RESOURCES**

	Taxes		-
	Intergovernmental		-
	Grants-ODOT		-
	Operating Transfers		-
	<b>Subtotal - Revenues</b>		-
	<b>OTHER RESOURCES</b>		
	Debt/Loan Proceeds		-
99	3601	OWRB FAP 2024 Loan	2,590,000
		City Hall (Police building)	-
		AMR	-
		Stormwater Drainage	-
		Oak St. Retention Pond	-
		Restricted Prior Year Reserves	-
		Unrestricted Prior Year Reserves	-
		<b>TOTAL ESTIMATED RESOURCES</b>	<b>2,590,000</b>

**ESTIMATED USES**

	Non Departmental		-
	City @ Large		-
	City Hall (Police building)		-
	Quiet Zone		-
	Streets		
	34th Street Enhancement		-
	Water		
	Debt Projects		565,000
	Wastewater		
	Debt Projects		2,025,000
	Stormwater		-
	Stormwater Drainage		-
	Oak St. Retention Pond		-
	Transfers		-
	<b>TOTAL ESTIMATED COST</b>		<b>2,590,000</b>

**OTHER USES**

	Reserve for Capital Improvements		-
	Reserve for Other Improvements		-
	Reserve for Other Restricted Purposes		-
	Reserve for Specific Fund Purposes		-
	Reserve for Emergencies and Shortfalls		-
	<b>TOTAL ESTIMATED USES</b>		<b>2,590,000</b>

CITY OF WOODWARD  
GRANT FUND  
BUDGET SUMMARY  
FISCAL YEAR 2025-2026

**ESTIMATED RESOURCES**

Taxes	
Licenses & Permits	
Intergovernmental	
County - Emergency Mgmt.	-
State - E911 Grant	-
Federal - Emergency Mgmt.	-
OAC - Arts Grant	
State Aid - Library	11,470
AIP 34001080142017	-
AIP 34001080122014	-
COUNTY E911 PHONE	-
ARPA (FY23 carryover)	-
Charges for Services	-
Fines & Forfeitures	-
Interest	-
Rental/Lease	-
Miscellaneous	-
Operating Transfers	-
<b>Subtotal - Revenues</b>	11,470
<b>OTHER RESOURCES</b>	
Debt/Loan Proceeds	-
Restricted Prior Year Reserves	400,000
Unrestricted Prior Year Reserves	-
<b>TOTAL ESTIMATED RESOURCES</b>	411,470

**ESTIMATED USES**

ARPA-Water Dept (From ARPA Carryover)	-
County - Emergency Mgmt.	-
State - Emergency Mgmt.	-
Federal - Emergency Mgmt.	-
OAC - Arts Grant	
State Aid - Library	11,470
AIP 34001080112013	-
AIP 34001080122014	
OAC-ODAL Project	
E-911 PHONE	-
TSET - GF Dep 23	-
IT Grant	-
WasteWater	-
Transfers	-
<b>TOTAL ESTIMATED COST</b>	11,470

**OTHER USES**

Reserve for Capital Improvements	-
Reserve for Other Improvements	-
Reserve for Other Restricted Purposes	-
Reserve for Specific Fund Purposes	400,000
Reserve for Emergencies and Shortfalls	-
<b>TOTAL ESTIMATED USES</b>	411,470

CITY OF WOODWARD  
CEMETERY CARE FUND  
BUDGET SUMMARY  
FISCAL YEAR 2025-2026

**ESTIMATED RESOURCES**

Taxes	-
Licenses & Permits	-
Intergovernmental	-
Charges for Services	9,500
Fines & Forfeitures	-
Interest	2,000
Rental/Lease	-
Miscellaneous	-
Operating Transfers	-
<b>Subtotal - Revenues</b>	11,500
<b>OTHER RESOURCES</b>	
Debt/Loan Proceeds	-
Restricted Prior Year Reserves	85,000
Unrestricted Prior Year Reserves	-
<b>TOTAL ESTIMATED RESOURCES</b>	96,500

**ESTIMATED USES**

Cemetery	-
Capital Outlay	-
Transfers	-
<b>TOTAL ESTIMATED COST</b>	-

**OTHER USES**

Reserve for Capital Improvements	-
Reserve for Other Improvements	-
Reserve for Other Restricted Purposes	-
Reserve for Specific Fund Purposes	96,500
Reserve for Emergencies and Shortfalls	-
<b>TOTAL ESTIMATED USES</b>	96,500

CITY OF WOODWARD  
 PERPETUAL CARE FUND  
 BUDGET SUMMARY  
 FISCAL YEAR 2025-2026

**ESTIMATED RESOURCES**

Taxes	-
Licenses & Permits	-
Intergovernmental	-
Charges for Services	-
Fines & Forfeitures	-
Interest	400
Rental/Lease	-
Miscellaneous	-
Operating Transfers	-
<b>Subtotal - Revenues</b>	400
<b>OTHER RESOURCES</b>	
Debt/Loan Proceeds	-
Restricted Prior Year Reserves	16,000
Unrestricted Prior Year Reserves	-
<b>TOTAL ESTIMATED RESOURCES</b>	16,400

**ESTIMATED USES**

Cemetery	-
Capital Outlay	-
Capital Outlay - GF	-
Transfers	-
<b>TOTAL ESTIMATED COST</b>	-
<b>OTHER USES</b>	
Reserve for Capital Improvements	-
Reserve for Other Improvements	-
Reserve for Other Restricted Purposes	-
Reserve for Specific Fund Purposes	16,400
Reserve for Emergencies and Shortfalls	-
<b>TOTAL ESTIMATED USES</b>	16,400

# CITY OF WOODWARD

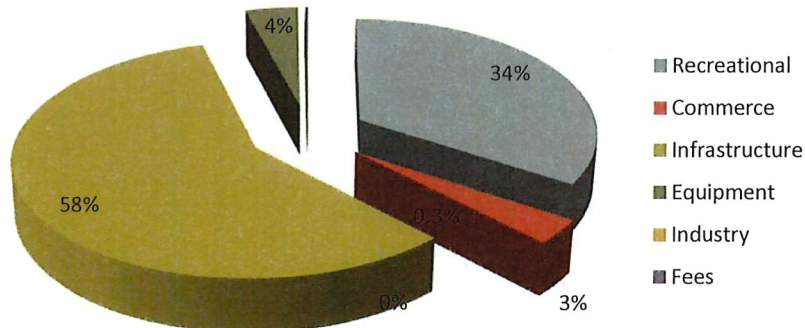
## DEBT SERVICE FUND FISCAL YEAR 2025-2026

### ESTIMATED RESOURCES

Transfers In	
<i>General Fund</i>	-
<i>Limited Purpose Fund</i>	3,454,030
<i>Restricted Revenue Fund</i>	722,599
<i>Enterprise Fund</i>	1,224,685
<i>Hotel/Motel Fund</i>	-
Interest	-
Miscellaneous	-
<b>TOTAL ESTIMATED RESOURCES</b>	<b>5,401,313</b>

### ESTIMATED USES

			<u>Matruity Year</u>
Series 2006 Note	"Park"	702,498	2027
Series 2007 Note	"Park"	724,990	2028
Series 2008 Note	"Park"	419,010	2029
USDA/SEB Notes	"Conference Center"	185,892	2049
Yamaha Lease	"BSGC"	49,640	2026
FNB Note	"Ladder Truck"	103,818	2031
WMGC Lease	"Golf Cart Lease"	24,000	2025
OWRB Note	"Sanitation Line"	94,558	2028
Series 2016 Note	"Stormwater"	315,850	2031
Series 2016 Note	"South Water Field"	105,283	2031
Series 2018 Note	"34th ODOT / AMR"	426,146	2033
Series 2020 Note	"34th / Fire Station"	1,290,688	2027
Series 2021a Note	"City Hall"	399,459	2028
OWRB Note 2024	"Water & Sewer"	507,510	2050
Police Vehicles	"Police Vehicles"	37,971	2028
Trustee Fees		14,000	
<b>TOTAL ESTIMATED USES</b>		<b>5,401,313</b>	





**Budget Detail**  
**2025-2026**

PROPOSED BUDGET WORKSHEET

AS OF: MAY 30TH, 2025

11 -GENERAL FUND

FINANCIAL SUMMARY

PRIOR YEAR ----- CURRENT YEAR -----  
 ACTUAL ORIGINAL AMENDED Y-T-D  
 2023-2024 BUDGET BUDGET ACTUAL

PROJECTED PROPOSED  
 BALANCE BUDGET

REVENUE SUMMARY

30 TAXES	9,475,072.62	9,856,501.00	9,856,501.00	8,812,772.97	6,640,042.85	9,722,080.00
31 LICENSES AND PERMITS	96,277.75	104,120.00	104,120.00	72,934.74	37,697.32	82,474.00
32 INTER GOVERNMENTAL	330,307.08	330,959.00	330,959.00	295,186.74	238,609.93	330,542.00
33 CHARGES FOR SERVICES	69,749.24	73,321.00	73,321.00	119,216.62	175,249.75	146,740.00
34 FEES AND FORFEITURES	413,975.97	338,668.00	338,668.00	365,473.89	431,355.85	384,161.00
35 INTEREST	363,685.13	382,121.00	382,121.00	222,184.21	131,968.26	282,503.00
36 MISCELLANEOUS	627,279.74	352,849.00	352,849.00	368,747.29	215,690.57	354,541.00
37 TRANSFER FROM OTHER FU	3,409,682.33	4,314,853.00	4,314,853.00	2,892,292.13	1,478,046.63	4,446,240.00
39 OTHER	0.00	3,050,000.00	3,050,000.00	0.00	0.00	2,755,000.00

\*\*\* TOTAL REVENUES \*\*\*  
 14,786,029.86 18,803,392.00 18,803,392.00 13,148,808.59 9,348,661.16 18,504,281.00

EXPENDITURE SUMMARY

00 NON DEPARTMENTAL	0.00	2,580,158.00	2,580,158.00	0.00	374,840.97	2,484,114.00
01 CITY COMMISSION	23,585.33	40,089.00	40,089.00	23,762.45	41,756.83	33,647.00
02 CITY MANAGER	420,568.46	530,393.00	530,393.00	393,233.49	287,763.96	483,524.00
03 CITY ATTORNEY	65,785.06	90,072.00	90,072.00	68,839.68	63,505.64	7,583.00
04 MUNICIPAL JUDGE	45,516.46	46,343.00	46,343.00	40,448.11	36,000.00	51,179.00
05 CITY TREASURER	28,825.00	31,400.00	31,400.00	26,325.00	50,784.04	31,400.00
06 COMMUNITY DEVELOPMENT	277,328.28	317,175.00	317,175.00	269,216.23	184,499.31	364,874.00
08 INFORMATION TECHNOLOG	388,412.85	456,913.00	456,913.00	396,443.86	99,863.84	478,117.00
09 CONFERENCE CENTER	309,313.57	454,152.00	454,152.00	338,592.51	687,978.13	489,879.00
10 TOURISM	400,132.12	360,701.00	360,701.00	347,970.47	0.00	406,360.00
20 HUMAN RESOURCES	249,241.36	268,102.00	268,102.00	227,367.91	0.00	264,854.00
21 CITY CLERK	170,386.07	212,347.00	212,347.00	158,573.54	169,027.97	213,039.00
22 CITY FINANCE	317,712.66	358,686.00	358,686.00	295,168.05	291,066.12	448,508.00
23 CITY AT LARGE	1,041,781.54	1,300,710.00	1,300,710.00	946,098.66	624,669.91	537,253.00
24 CITY COURT	47,482.78	61,003.00	61,003.00	40,777.29	52,407.86	57,859.00
25 EXECUTIVE MANAGEMENT	156,807.21	165,440.00	165,440.00	144,426.42	0.00	177,646.00
31 LIBRARY	430,685.20	476,017.00	476,017.00	406,312.39	345,901.76	551,040.00
57 ELECTRIC	141,061.48	159,218.00	159,218.00	34,837.34	0.00	98,491.00
58 EVENT COMPLEX	146,174.90	176,493.00	176,493.00	120,595.09	0.00	176,661.00
59 SPORTS & RECREATION	670,525.67	727,014.00	727,014.00	613,839.45	286,992.72	780,693.00
60 CONSTRUCTION	114,473.46	137,441.00	137,441.00	108,081.72	145,562.57	148,150.00
62 PARK	678,841.94	817,005.00	817,005.00	696,340.41	339,274.45	793,965.00
63 CEMETERY	177,897.63	281,266.00	281,266.00	197,638.58	105,508.31	235,410.00
64 STREET	693,636.69	840,760.00	840,760.00	627,651.47	889,437.22	839,847.00
67 BUILDING MAINTENANCE	457,667.60	568,025.00	568,025.00	523,635.94	353,954.87	608,345.00
68 FLEET MANAGEMENT	239,642.54	278,596.00	278,596.00	214,387.32	169,070.26	271,242.00
71 POLICE ADMINISTRATION	314,339.60	334,676.00	334,676.00	289,843.73	168,628.77	344,389.00
72 DISPATCH	389,753.57	391,820.00	391,820.00	335,627.72	186,508.29	439,833.00
73 TRAFFIC AND PATROL	1,747,976.30	2,108,493.00	2,108,493.00	1,634,609.83	1,432,477.75	2,113,573.00

PROPOSED BUDGET WORKSHEET

AS OF: MAY 30TH, 2025

11 -GENERAL FUND

FINANCIAL SUMMARY	PRIOR YEAR	----- CURRENT YEAR -----			PROJECTED BALANCE	PROPOSED BUDGET
	ACTUAL 2023-2024	ORIGINAL BUDGET	AMENDED BUDGET	Y-T-D ACTUAL		
74 DETECTIVES	223,967.35	322,257.00	322,257.00	216,243.16	224,091.92	276,510.00
76 ANIMAL CONTROL	242,893.09	285,074.00	285,074.00	256,266.15	163,921.08	300,480.00
77 COUNTY E911	356,597.28	398,816.00	398,816.00	387,010.50	365,743.52	465,043.00
81 FIRE ADMINISTRATION	382,440.90	459,120.00	459,120.00	362,593.54	265,062.36	464,149.00
82 FIRE OPERATIONS	1,979,174.83	2,201,310.00	2,201,310.00	1,795,605.88	1,149,335.79	2,448,782.00
83 EMERGENCY MANAGEMENT	208,229.51	216,097.00	216,097.00	179,817.14	105,967.16	249,942.00
92 SENIOR CITIZEN CENTER	201,275.77	201,997.00	201,997.00	169,222.16	100,285.61	205,883.00
93 KID'S, INC.	252.50	0.00	0.00	0.00	165,334.71	0.00
94 MUSEUM	141,301.38	148,213.00	148,213.00	125,811.02	100,908.21	162,017.00
*** TOTAL EXPENDITURES ***	13,881,687.94	18,803,392.00	18,803,392.00	13,013,214.21	10,028,131.91	18,504,281.00
** REVENUES OVER (UNDER) EXPENDITURES **	904,341.92	0.00	0.00	135,594.38	( 679,470.75)	0.00

PROPOSED BUDGET WORKSHEET

AS OF: MAY 30TH, 2025

11 -GENERAL FUND

DEPARTMENT REVENUES		PRIOR YEAR	----- CURRENT YEAR -----			PROJECTED	PROPOSED
		ACTUAL	ORIGINAL	AMENDED	Y-T-D	BALANCE	BUDGET
		2023-2024	BUDGET	BUDGET	ACTUAL		
<u>30 TAXES</u>							
3001	2% SALES TAX	6,794,898.09	6,749,958.00	6,749,958.00	5,963,020.21	5,090,153.82	6,375,232.00
3003	USE TAX	1,465,751.76	1,514,498.00	1,514,498.00	1,645,966.68	345,601.35	1,766,857.00
3004	FRANCHISE TAX	730,644.90	888,895.00	888,895.00	720,734.02	755,560.29	888,542.00
3007	CIGARRETTE SALES TAX	85,585.35	84,394.00	84,394.00	69,490.75	106,400.88	74,072.00
3008	ELECTRICAL SALES	5,661.97	6,092.00	6,092.00	4,389.09	4,844.65	4,726.00
3009	WEED ABATEMENT	15,627.45	14,933.00	14,933.00	14,743.02	9,436.89	18,692.00
3011	COUNTY E911	316,903.10	537,731.00	537,731.00	339,429.20	328,044.97	533,959.00
3020	DISPATCH SRV REIMB	60,000.00	60,000.00	60,000.00	55,000.00	0.00	60,000.00
TOTAL 30 TAXES		9,475,072.62	9,856,501.00	9,856,501.00	8,812,772.97	6,640,042.85	9,722,080.00
<u>31 LICENSES AND PERMITS</u>							
3101	LICN & PERMITS - CITY CLERK	51,250.00	57,013.00	57,013.00	42,621.00	607.50	49,008.00
3102	LICN & PERMITS - CODE ENFORCE	45,027.75	47,107.00	47,107.00	30,313.74	37,089.82	33,466.00
TOTAL 31 LICENSES AND PERMITS		96,277.75	104,120.00	104,120.00	72,934.74	37,697.32	82,474.00
<u>32 INTER GOVERNMENTAL</u>							
3201	BEVERAGE TAX	230,349.18	232,761.00	232,761.00	215,389.88	109,280.73	243,416.00
3203	VIOLENCE AGAINST WOMEN GRANT	0.00	1.00	1.00	0.00	0.00	1.00
3204	POLICE (SECURITY.DONAT,MISC)	691.29	748.00	748.00	4,448.87	24,764.16	5,319.00
3212	MOTOR VEHICLE TAX	86,861.76	80,909.00	80,909.00	75,347.99	83,858.76	81,806.00
3213	GASOLINE TAX	12,404.85	16,540.00	16,540.00	0.00	20,706.28	0.00
TOTAL 32 INTER GOVERNMENTAL		330,307.08	330,959.00	330,959.00	295,186.74	238,609.93	330,542.00
<u>33 CHARGES FOR SERVICES</u>							
3301	CEMETERY 75%	25,022.50	24,043.00	24,043.00	40,352.50	29,094.75	47,307.00
3302	LEASE & RENT-GENERAL	15,366.20	15,699.00	15,699.00	14,482.39	6,394.06	16,465.00
3305	CRYSTAL BEACH COMPLEX	27,800.54	31,499.00	31,499.00	62,941.73	139,760.94	81,048.00
3399	JUVENILE-COMM SRV PROGRAM	1,560.00	2,080.00	2,080.00	1,440.00	0.00	1,920.00
TOTAL 33 CHARGES FOR SERVICES		69,749.24	73,321.00	73,321.00	119,216.62	175,249.75	146,740.00
<u>34 FEES AND FORFEITURES</u>							
3400	COURT TECHNOLOGY FEE	44,470.64	39,746.00	39,746.00	37,753.54	0.00	43,684.00
3401	POLICE FINES	315,070.66	255,712.00	255,712.00	270,477.89	327,422.07	275,641.00
3401-01	POLICE TRAINING & ASSESMENT FE	10,461.41	9,317.00	9,317.00	8,955.28	10,492.26	10,332.00
3401-02	POLICE DRUG SEIZURES	0.00	0.00	0.00	4,529.68	61,900.26	6,040.00
3401-03	COUNTY JAIL BOOKING FEE(CITY)	1,293.83	967.00	967.00	1,310.23	0.00	1,169.00
3401-04	CITY INCARCERATION FEE(JAIL)	1,846.74	1,387.00	1,387.00	1,729.22	0.00	1,471.00
3401-05	CITY MEDICAL FEE (JAIL)	511.75	383.00	383.00	524.00	0.00	468.00
3402	IMPOUND/ADOPTION FEE	3,970.00	4,000.00	4,000.00	6,019.00	7,602.00	7,572.00
3402-01	ANIMAL DROPOFF/DISPOSAL	16,236.00	18,255.00	18,255.00	19,260.00	6,519.00	22,020.00
3402-03	NEUTER/SPADE CLINIC	10,669.00	0.00	0.00	6,337.50	0.00	6,193.00
3403	JUVENILE COURT FINES	0.00	0.00	0.00	0.00	157.50	0.00
3404	JUVENILE COURT COSTS	1,200.00	880.00	880.00	630.00	1,387.50	840.00
3405	LIBRARY FINES	1,546.95	1,304.00	1,304.00	1,264.57	6,768.85	1,451.00
3406	LIBRARY COPIES	6,073.75	5,994.00	5,994.00	6,169.64	7,122.85	6,695.00





PROPOSED BUDGET WORKSHEET

AS OF: MAY 30TH, 2025

11 -GENERAL FUND  
01 CITY COMMISSION

DEPARTMENT EXPENDITURES	PRIOR YEAR	CURRENT YEAR			PROJECTED BALANCE	PROPOSED BUDGET
	ACTUAL 2023-2024	ORIGINAL BUDGET	AMENDED BUDGET	Y-T-D ACTUAL		
<u>100 PERSONAL SERVICES</u>						
401-101 SALARIES	0.00	0.00	0.00	0.00	1,471.38	0.00
401-106 Part Time	1,500.20	1,560.00	1,560.00	1,327.10	0.00	1,500.00
401-111 CITY'S SHARE FICA	114.92	119.00	119.00	101.66	113.47	115.00
401-112 WORKMEN'S COMPENSATION	76.00	94.00	94.00	61.70	68.45	90.00
401-113 HEALTH INSURANCE	0.00	0.00	0.00	0.00	14,129.37	0.00
401-123 UNEMPLOYMENT	0.00	0.00	0.00	0.00	0.00	15.00
TOTAL 100 PERSONAL SERVICES	1,691.12	1,773.00	1,773.00	1,490.46	15,782.67	1,720.00
<u>200 MATERIAL &amp; SUPPLIES</u>						
TOTAL						
<u>300 OTHER SERVICES &amp; CHAR</u>						
401-311 CONTRACTUAL	0.00	0.00	0.00	11.99	0.00	0.00
401-317 TECHNOLOGY HARDWARE	0.00	250.00	250.00	0.00	0.00	250.00
401-318 TECHNOLOGY SOFTWARE	767.85	516.00	516.00	1,038.00	0.00	516.00
401-341 COMMUNICATIONS	2,814.13	2,850.00	2,850.00	2,204.07	0.00	2,461.00
401-363 TRAVEL & TRAINING	1,005.51	700.00	700.00	278.46	2,118.28	700.00
401-364 DUES & MEMBERSHIPS	17,306.72	17,000.00	17,000.00	18,739.47	23,855.88	19,000.00
401-372 ELECTION EXPENSE	0.00	17,000.00	17,000.00	0.00	0.00	9,000.00
TOTAL 300 OTHER SERVICES & CHAR	21,894.21	38,316.00	38,316.00	22,271.99	25,974.16	31,927.00
TOTAL 01 CITY COMMISSION	23,585.33	40,089.00	40,089.00	23,762.45	41,756.83	33,647.00



PROPOSED BUDGET WORKSHEET

AS OF: MAY 30TH, 2025

11 -GENERAL FUND

03 CITY ATTORNEY

DEPARTMENT EXPENDITURES

	PRIOR YEAR	CURRENT YEAR			PROJECTED BALANCE	PROPOSED BUDGET
	ACTUAL 2023-2024	ORIGINAL BUDGET	AMENDED BUDGET	Y-T-D ACTUAL		
<u>100 PERSONAL SERVICES</u>						
403-101 SALARIES	0.00	0.00	0.00	0.00	0.00	180.00
403-106 PART-TIME	6,000.80	6,001.00	6,001.00	5,308.40	0.00	6,001.00
403-111 CITY'S SHARE FICA	459.16	459.00	459.00	406.18	0.00	473.00
403-112 WORKMEN'S COMPENSATION	286.60	362.00	362.00	237.60	0.00	373.00
403-114 CITY RETIREMENT	0.00	0.00	0.00	0.00	0.00	494.00
403-123 UNEMPLOYMENT	0.00	0.00	0.00	0.00	0.00	62.00
TOTAL 100 PERSONAL SERVICES	6,746.56	6,822.00	6,822.00	5,952.18	0.00	7,583.00
<u>200 MATERIAL &amp; SUPPLIES</u>						
TOTAL						
<u>300 OTHER SERVICES &amp; CHAR</u>						
403-311 CONTRACTUAL	59,038.50	83,250.00	83,250.00	62,887.50	44,401.57	0.00
403-333 LEGAL EXPENSE - CITY ATTORNEY	0.00	0.00	0.00	0.00	19,104.07	0.00
TOTAL 300 OTHER SERVICES & CHAR	59,038.50	83,250.00	83,250.00	62,887.50	63,505.64	0.00
TOTAL 03 CITY ATTORNEY	65,785.06	90,072.00	90,072.00	68,839.68	63,505.64	7,583.00

PROPOSED BUDGET WORKSHEET

AS OF: MAY 30TH, 2025

11 -GENERAL FUND  
04 MUNICIPAL JUDGE

DEPARTMENT EXPENDITURES

	PRIOR YEAR	CURRENT YEAR			PROJECTED BALANCE	PROPOSED BUDGET
	ACTUAL 2023-2024	ORIGINAL BUDGET	AMENDED BUDGET	Y-T-D ACTUAL		
<u>100 PERSONAL SERVICES</u>						
404-101 SALARIES	0.00	0.00	0.00	0.00	0.00	1,215.00
404-106 PART-TIME	40,502.80	40,503.00	40,503.00	35,829.40	0.00	40,503.00
404-111 CITY'S SHARE FICA	3,098.42	3,098.00	3,098.00	2,740.91	0.00	3,191.00
404-112 WORKMEN'S COMPENSATION	1,915.24	2,442.00	2,442.00	1,602.80	0.00	2,516.00
404-114 CITY RETIREMENT	0.00	0.00	0.00	0.00	0.00	3,337.00
404-123 UNEMPLOYMENT	0.00	0.00	0.00	0.00	0.00	417.00
TOTAL 100 PERSONAL SERVICES	45,516.46	46,043.00	46,043.00	40,173.11	0.00	51,179.00
<u>200 MATERIAL &amp; SUPPLIES</u>						
TOTAL						
<u>300 OTHER SERVICES &amp; CHAR</u>						
404-311 CONTRACTUAL	0.00	0.00	0.00	0.00	36,000.00	0.00
404-363 TRAVEL & TRAINING	0.00	200.00	200.00	275.00	0.00	0.00
404-364 DUES & MEMBERSHIPS	0.00	100.00	100.00	0.00	0.00	0.00
TOTAL 300 OTHER SERVICES & CHAR	0.00	300.00	300.00	275.00	36,000.00	0.00
TOTAL 04 MUNICIPAL JUDGE	45,516.46	46,343.00	46,343.00	40,448.11	36,000.00	51,179.00

PROPOSED BUDGET WORKSHEET

AS OF: MAY 30TH, 2025

11 -GENERAL FUND

05 CITY TREASURER

DEPARTMENT EXPENDITURES

DEPARTMENT EXPENDITURES	PRIOR YEAR	CURRENT YEAR			PROJECTED BALANCE	PROPOSED BUDGET
	ACTUAL	ORIGINAL	AMENDED	Y-T-D		
	2023-2024	BUDGET	BUDGET	ACTUAL		
<u>100 PERSONAL SERVICES</u>						
405-111 CITY'S SHARE FICA	0.00	0.00	0.00	0.00	2,185.72	0.00
405-112 WORKMEN'S COMPENSATION	0.00	0.00	0.00	0.00	1,094.48	0.00
405-114 CITY RETIREMENT	0.00	0.00	0.00	0.00	2,305.83	0.00
405-163 SEVERANCE PAY	0.00	0.00	0.00	0.00	28,769.94	0.00
TOTAL 100 PERSONAL SERVICES	0.00	0.00	0.00	0.00	34,355.97	0.00
<u>200 MATERIAL &amp; SUPPLIES</u>						
TOTAL						
<u>300 OTHER SERVICES &amp; CHAR</u>						
405-311 CONTRACTUAL	27,500.00	30,000.00	30,000.00	25,000.00	14,250.00	30,000.00
405-354 INSURANCE-BONDS	1,325.00	1,400.00	1,400.00	1,325.00	2,178.07	1,400.00
TOTAL 300 OTHER SERVICES & CHAR	28,825.00	31,400.00	31,400.00	26,325.00	16,428.07	31,400.00
TOTAL 05 CITY TREASURER	28,825.00	31,400.00	31,400.00	26,325.00	50,784.04	31,400.00

PROPOSED BUDGET WORKSHEET

AS OF: MAY 30TH, 2025

11 -GENERAL FUND

06 COMMUNITY DEVELOPMENT

DEPARTMENT EXPENDITURES

	PRIOR YEAR	CURRENT YEAR			PROJECTED BALANCE	PROPOSED BUDGET
	ACTUAL 2023-2024	ORIGINAL BUDGET	AMENDED BUDGET	Y-T-D ACTUAL		
<u>100 PERSONAL SERVICES</u>						
406-101 SALARIES	161,227.88	166,610.00	166,610.00	146,891.32	118,643.21	176,755.00
406-103 SICK LEAVE BUY BACK	0.00	0.00	0.00	0.00	0.00	402.00
406-108 OVERTIME	0.00	0.00	0.00	0.00	230.90	0.00
406-111 CITY'S SHARE FICA	11,496.74	13,403.00	13,403.00	10,058.19	9,216.46	14,063.00
406-112 WORKMEN'S COMPENSATION	7,891.12	10,565.00	10,565.00	6,934.50	5,619.31	11,085.00
406-113 HEALTH INSURANCE	51,119.74	48,516.00	48,516.00	66,303.10	21,738.97	76,501.00
406-114 CITY RETIREMENT	13,388.93	14,017.00	14,017.00	12,038.37	9,759.61	14,706.00
406-118 LONGEVITY	5,290.00	5,980.00	5,980.00	2,820.00	949.18	6,230.00
406-120 EMPLOYEE FOOTWEAR	216.56	217.00	217.00	216.56	0.00	0.00
406-123 UNEMPLOYMENT	0.00	500.00	500.00	0.00	0.00	1,838.00
406-161 CELL PHONE STIPEND	840.00	840.00	840.00	770.00	0.00	840.00
406-163 SEVERANCE PAY	0.00	2,119.00	2,119.00	0.00	0.00	0.00
TOTAL 100 PERSONAL SERVICES	251,470.97	262,767.00	262,767.00	246,032.04	166,157.64	302,420.00
<u>200 MATERIAL &amp; SUPPLIES</u>						
406-202 JANITORIAL SUPPLIES	64.19	100.00	100.00	0.00	324.58	100.00
406-203 OFFICE SUPPLIES	1,215.50	1,500.00	1,500.00	622.10	1,489.89	1,500.00
406-204 PETROLEUM	2,420.36	2,200.00	2,200.00	1,184.76	2,691.00	2,200.00
406-206 SAFETY EQUIPMENT	8.49	250.00	250.00	0.00	284.97	250.00
406-209 OTHER OPERATING SUPPLIES	0.00	0.00	0.00	0.00	1,653.93	0.00
406-214 MATERIALS AND SUPPLIES	1,856.93	2,500.00	2,500.00	1,144.99	0.00	2,500.00
TOTAL 200 MATERIAL & SUPPLIES	5,565.47	6,550.00	6,550.00	2,951.85	6,444.37	6,550.00
<u>300 OTHER SERVICES &amp; CHAR</u>						
406-311 CONTRACTUAL	13,679.80	30,000.00	30,000.00	11,624.00	324.00	40,000.00
406-314 MOTIVE MAINTENANCE	350.06	1,200.00	1,200.00	287.74	884.70	1,200.00
406-315 MAINTENANCE NON-MOTIVE	0.00	0.00	0.00	0.00	210.79	0.00
406-317 TECHNOLOGY HARDWARE	633.98	1,090.00	1,090.00	0.00	0.00	1,090.00
406-318 TECHNOLOGY SOFTWARE	1,834.00	5,840.00	5,840.00	4,899.00	0.00	5,154.00
406-334 MEDICAL	0.00	150.00	150.00	0.00	0.00	150.00
406-341 COMMUNICATIONS	1,247.95	2,228.00	2,228.00	1,346.83	2,060.35	960.00
406-347 NATURAL GAS	0.00	0.00	0.00	0.00	1,843.32	0.00
406-348 ELECTRICITY	0.00	0.00	0.00	0.00	3,132.73	0.00
406-362 UNIFORMS	0.00	250.00	250.00	168.00	478.06	250.00
406-363 TRAVEL & TRAINING	1,921.05	5,000.00	5,000.00	1,336.77	1,883.35	5,000.00
406-364 DUES & MEMBERSHIPS	625.00	1,000.00	1,000.00	570.00	1,080.00	1,000.00
406-388 PCARD PURCHASES	0.00	1,100.00	1,100.00	0.00	0.00	1,100.00
TOTAL 300 OTHER SERVICES & CHAR	20,291.84	47,858.00	47,858.00	20,232.34	11,897.30	55,904.00
TOTAL 06 COMMUNITY DEVELOPMENT	277,328.28	317,175.00	317,175.00	269,216.23	184,499.31	364,874.00

PROPOSED BUDGET WORKSHEET

AS OF: MAY 30TH, 2025

11 -GENERAL FUND

08 INFORMATION TECHNOLOG

DEPARTMENT EXPENDITURES

	PRIOR YEAR	CURRENT YEAR			PROJECTED BALANCE	PROPOSED BUDGET
	ACTUAL 2023-2024	ORIGINAL BUDGET	AMENDED BUDGET	Y-T-D ACTUAL		
<u>100 PERSONAL SERVICES</u>						
408-101 SALARIES	131,639.41	136,822.00	136,822.00	109,187.00	36,251.65	155,174.00
408-103 SICK LEAVE BUY BACK	0.00	0.00	0.00	0.00	0.00	550.00
408-108 OVERTIME	0.00	500.00	500.00	637.01	0.00	0.00
408-111 CITY'S SHARE FICA	9,897.32	10,781.00	10,781.00	8,055.57	2,824.07	12,010.00
408-112 WORKMEN'S COMPENSATION	6,383.80	8,498.00	8,498.00	5,577.80	1,542.27	9,467.00
408-113 HEALTH INSURANCE	20,888.28	20,888.00	20,888.00	23,279.05	4,823.01	24,119.00
408-114 CITY RETIREMENT	10,724.82	11,274.00	11,274.00	8,876.91	2,879.08	12,560.00
408-118 LONGEVITY	1,160.00	1,581.00	1,581.00	760.00	311.67	980.00
408-120 EMPLOYEE FOOTWEAR	162.42	162.00	162.00	162.42	0.00	0.00
408-123 UNEMPLOYMENT	0.00	500.00	500.00	0.00	0.00	1,570.00
408-161 CELL PHONE STIPEND	1,260.00	1,260.00	1,260.00	1,015.00	0.00	840.00
408-163 SEVERANCE PAY	0.00	1,519.00	1,519.00	0.00	0.00	0.00
TOTAL 100 PERSONAL SERVICES	182,116.05	193,785.00	193,785.00	157,550.76	48,631.75	217,270.00
<u>200 MATERIAL &amp; SUPPLIES</u>						
408-201 EXPENDABLE TOOLS	0.00	0.00	0.00	0.00	1,049.95	0.00
408-203 OFFICE SUPPLIES	494.09	100.00	100.00	196.83	6,405.66	170.00
408-204 PETROLEUM	185.64	350.00	350.00	297.81	69.00	350.00
408-206 SAFETY EQUIPMENT	0.00	0.00	0.00	0.00	171.33	0.00
408-209 OTHER OPERATING SUPPLIES	0.00	0.00	0.00	0.00	10,812.58	0.00
408-214 MATERIALS AND SUPPLIES	183.40	1,000.00	1,000.00	882.42	2,583.85	1,000.00
408-243 PROGRAMMING	0.00	0.00	0.00	0.00	7,326.22	0.00
TOTAL 200 MATERIAL & SUPPLIES	863.13	1,450.00	1,450.00	1,377.06	28,418.59	1,520.00
<u>300 OTHER SERVICES &amp; CHAR</u>						
408-311 CONTRACTUAL	66,369.73	77,397.00	77,397.00	71,049.67	3,769.92	79,077.00
408-314 MOTIVE MAINTENANCE	17.50	300.00	300.00	118.47	18.00	300.00
408-315 MAINTENANCE NON-MOTIVE	0.00	0.00	0.00	0.00	2,167.36	0.00
408-317 TECHNOLOGY HARDWARE	8,648.58	9,300.00	9,300.00	7,358.44	0.00	9,300.00
408-318 TECHNOLOGY SOFTWARE	112,163.57	149,301.00	149,301.00	150,252.72	0.00	145,810.00
408-334 MEDICAL	0.00	150.00	150.00	0.00	0.00	150.00
408-341 COMMUNICATIONS	11,074.11	2,580.00	2,580.00	4,483.55	1,890.85	2,440.00
408-362 UNIFORMS	0.00	0.00	0.00	0.00	82.50	0.00
408-363 TRAVEL & TRAINING	7,160.18	6,100.00	6,100.00	4,253.19	1,983.67	5,700.00
408-364 DUES & MEMBERSHIPS	0.00	0.00	0.00	0.00	163.50	0.00
408-379 UNCLASSIFIED	0.00	0.00	0.00	0.00	8,888.71	0.00
408-388 PCARD PURCHASES	0.00	16,550.00	16,550.00	0.00	0.00	16,550.00
TOTAL 300 OTHER SERVICES & CHAR	205,433.67	261,678.00	261,678.00	237,516.04	18,964.51	259,327.00



PROPOSED BUDGET WORKSHEET

AS OF: MAY 30TH, 2025

11 -GENERAL FUND

09 CONFERENCE CENTER

DEPARTMENT EXPENDITURES

	PRIOR YEAR ACTUAL 2023-2024	CURRENT YEAR			PROJECTED BALANCE	PROPOSED BUDGET
		ORIGINAL BUDGET	AMENDED BUDGET	Y-T-D ACTUAL		
<u>100 PERSONAL SERVICES</u>						
409-101 SALARIES	165,448.72	215,520.00	215,520.00	182,908.67	84,888.89	222,224.00
409-103 SICK LEAVE BUY BACK	0.00	0.00	0.00	0.00	0.00	5,086.00
409-106 PART-TIME	0.00	13,000.00	13,000.00	0.00	0.00	0.00
409-108 OVERTIME	6,087.66	7,000.00	7,000.00	2,517.23	0.00	3,101.00
409-111 CTY'S SHARE FICA	12,488.01	18,993.00	18,993.00	13,546.30	6,430.78	17,465.00
409-112 WORKMEN'S COMPENSATION	9,520.48	14,971.00	14,971.00	9,826.40	5,460.52	13,766.00
409-113 HEALTH INSURANCE	36,877.54	47,497.00	47,497.00	42,565.04	13,186.07	45,626.00
409-114 CITY RETIREMENT	13,881.33	19,862.00	19,862.00	14,991.64	6,852.37	18,264.00
409-118 LONGEVITY	1,560.00	2,070.00	2,070.00	950.00	56.66	2,550.00
409-120 EMPLOYEE FOOTWEAR	216.56	217.00	217.00	216.56	0.00	0.00
409-123 UNEMPLOYMENT	0.00	500.00	500.00	0.00	0.00	2,283.00
409-161 CELL PHONE STIPEND	420.00	420.00	420.00	385.00	0.00	420.00
409-163 SEVERANCE PAY	0.00	10,185.00	10,185.00	0.00	0.00	0.00
TOTAL 100 PERSONAL SERVICES	246,500.30	350,235.00	350,235.00	267,906.84	116,875.29	330,785.00
<u>200 MATERIAL &amp; SUPPLIES</u>						
409-202 JANITORIAL SUPPLIES	3,766.29	5,075.00	5,075.00	3,285.73	0.00	5,000.00
409-203 OFFICE SUPPLIES	209.73	400.00	400.00	318.96	12,858.61	300.00
409-204 PETROLEUM	65.73	125.00	125.00	0.00	28.50	125.00
409-206 SAFETY EQUIPMENT	0.00	100.00	100.00	0.00	0.00	100.00
409-209 OTHER OPERATING SUPPLIES	0.00	0.00	0.00	0.00	24,197.11	0.00
409-214 MATERIALS AND SUPPLIES	15,825.22	17,500.00	17,500.00	14,301.29	0.00	17,500.00
409-242 POSTAGE	0.00	50.00	50.00	0.00	485.47	0.00
TOTAL 200 MATERIAL & SUPPLIES	19,866.97	23,250.00	23,250.00	17,905.98	37,569.69	23,025.00
<u>300 OTHER SERVICES &amp; CHAR</u>						
409-311 CONTRACTUAL	1,292.42	1,700.00	1,700.00	1,148.10	85,694.62	1,700.00
409-314 MAINTENANCE MOTIVE	67.86	1,000.00	1,000.00	0.00	0.00	1,000.00
409-315 MAINTENANCE NON-MOTIVE	354.20	12,600.00	12,600.00	7,511.30	0.00	12,000.00
409-317 TECHNOLOGY HARDWARE	1,060.78	2,500.00	2,500.00	838.81	0.00	2,500.00
409-318 TECHNOLOGY SOFTWARE	4,696.28	5,050.00	5,050.00	5,043.79	0.00	3,442.00
409-322 RENTALS	13,923.65	15,000.00	15,000.00	14,167.33	14,514.58	15,000.00
409-334 MEDICAL	117.08	150.00	150.00	162.83	81.75	150.00
409-341 COMMUNICATIONS	3,084.02	5,792.00	5,792.00	2,741.22	6,206.53	3,200.00
409-344 ADVERTISING-PRINTING	0.00	1,500.00	1,500.00	349.75	121,212.57	1,500.00
409-347 NATURAL GAS	7,708.26	9,000.00	9,000.00	7,965.29	0.00	9,000.00
409-348 ELECTRICITY	1,690.58	0.00	0.00	3,270.19	0.00	0.00
409-362 UNIFORMS	101.87	300.00	300.00	0.00	0.00	300.00
409-363 TRAVEL & TRAINING	205.60	3,000.00	3,000.00	90.01	21,833.19	2,000.00
409-364 DUES & MEMBERSHIPS	0.00	250.00	250.00	0.00	5,777.67	250.00
409-365 MEALS/LODGING/MISC-GUESTS	1,673.47	0.00	0.00	0.00	5,779.00	0.00
409-370 PROMOTIONAL FEES	599.49	1,500.00	1,500.00	0.00	0.00	1,500.00
409-374 CONTRIBUTIONS/EVENTS	0.00	0.00	0.00	0.00	143,700.00	0.00
409-379 UNCLASSIFIED	0.00	0.00	0.00	0.00	113,675.47	0.00
409-387 PROJECTS	3,192.16	5,000.00	5,000.00	544.10	0.00	8,000.00

PROPOSED BUDGET WORKSHEET

AS OF: MAY 30TH, 2025

11 -GENERAL FUND  
09 CONFERENCE CENTER

DEPARTMENT EXPENDITURES	PRIOR YEAR	CURRENT YEAR			PROJECTED BALANCE	PROPOSED BUDGET
	ACTUAL 2023-2024	ORIGINAL BUDGET	AMENDED BUDGET	Y-T-D ACTUAL		
409-388 PCARD PURCHASES	0.00	5,025.00	5,025.00	0.00	0.00	5,025.00
TOTAL 300 OTHER SERVICES & CHAR	39,767.72	69,367.00	69,367.00	43,832.72	518,475.38	66,567.00
<u>400 CAPITAL OUTLAY</u>						
409-401 CAPITAL OUTLAY	3,178.58	0.00	0.00	1,170.00	15,057.77	8,000.00
409-402 CAPITAL OUTLAY (TECHNOLOGY)	0.00	11,300.00	11,300.00	7,776.97	0.00	61,502.00
TOTAL 400 CAPITAL OUTLAY	3,178.58	11,300.00	11,300.00	8,946.97	15,057.77	69,502.00
TOTAL 09 CONFERENCE CENTER	309,313.57	454,152.00	454,152.00	338,592.51	687,978.13	489,879.00

PROPOSED BUDGET WORKSHEET

AS OF: MAY 30TH, 2025

11 -GENERAL FUND  
10 TOURISM

DEPARTMENT EXPENDITURES	PRIOR YEAR	----- CURRENT YEAR -----			PROJECTED BALANCE	PROPOSED BUDGET
	ACTUAL	ORIGINAL	AMENDED	Y-T-D		
	2023-2024	BUDGET	BUDGET	ACTUAL		
<u>100 PERSONAL SERVICES</u>						
410-101 SALARIES	109,935.01	91,222.00	91,222.00	80,553.76	0.00	96,774.00
410-103 SICK LEAVE BUY BACK	0.00	0.00	0.00	0.00	0.00	627.00
410-106 PART TIME	0.00	2,000.00	2,000.00	0.00	0.00	5,760.00
410-108 OVERTIME	1,140.72	500.00	500.00	0.00	0.00	0.00
410-111 CITY'S SHARE FICA	7,594.70	7,283.00	7,283.00	5,684.18	0.00	7,952.00
410-112 WORKMEN'S COMPENSATION	6,894.40	5,741.00	5,741.00	3,768.20	0.00	6,268.00
410-113 HEALTH INSURANCE	31,743.62	40,977.00	40,977.00	22,084.92	0.00	23,951.00
410-114 CITY RETIREMENT	9,009.97	7,617.00	7,617.00	6,502.20	0.00	8,316.00
410-118 LONGEVITY	1,200.00	790.00	790.00	340.00	0.00	1,000.00
410-120 EMPLOYEE FOOTWEAR	162.42	162.00	162.00	108.28	0.00	0.00
410-123 UNEMPLOYMENT	0.00	0.00	0.00	0.00	0.00	1,040.00
410-161 CELL PHONE STIPEND	350.00	420.00	420.00	385.00	0.00	420.00
410-163 SERVANCE PAY	0.00	695.00	695.00	0.00	0.00	0.00
TOTAL 100 PERSONAL SERVICES	168,030.84	157,407.00	157,407.00	119,426.54	0.00	152,108.00
<u>200 MATERIAL &amp; SUPPLIES</u>						
410-202 JANITORIAL SUPPLIES	127.94	200.00	200.00	92.36	0.00	200.00
410-203 OFFICE SUPPLIES	360.39	420.00	420.00	527.45	0.00	0.00
410-206 SAFETY EQUIPMENT	0.00	800.00	800.00	956.96	0.00	200.00
410-211 FIREWORKS	25,000.00	22,500.00	22,500.00	22,500.00	0.00	25,000.00
410-214 MATERIALS AND SUPPLIES	886.29	1,750.00	1,750.00	1,957.42	0.00	2,300.00
410-242 POSTAGE	50.70	200.00	200.00	128.01	0.00	200.00
TOTAL 200 MATERIAL & SUPPLIES	26,425.32	25,870.00	25,870.00	26,162.20	0.00	27,900.00
<u>300 OTHER SERVICES &amp; CHAR</u>						
410-311 CONTRACTUAL	114,316.60	104,500.00	104,500.00	99,250.00	0.00	154,500.00
410-315 MAINTENANCE NON-MOTIVE	0.00	1,000.00	1,000.00	896.41	0.00	1,000.00
410-317 TECHNOLOGY HARDWARE	2,920.28	1,000.00	1,000.00	900.67	0.00	1,000.00
410-318 TECHNOLOGY SOFTWARE	3,343.88	4,610.00	4,610.00	17,448.44	0.00	4,302.00
410-322 RENTALS	2,340.00	500.00	500.00	706.00	0.00	500.00
410-334 MEDICAL	120.83	150.00	150.00	0.00	0.00	150.00
410-341 COMMUNICATIONS	215.88	864.00	864.00	0.00	0.00	0.00
410-344 ADVERTISING-PRINTING	25,339.24	20,000.00	20,000.00	22,111.44	0.00	20,000.00
410-347 NATURAL GAS	2,641.22	2,000.00	2,000.00	2,604.59	0.00	2,000.00
410-348 ELECTRICITY	6,665.63	1,200.00	1,200.00	2,886.34	0.00	1,200.00
410-362 UNIFORMS	216.00	100.00	100.00	413.77	0.00	200.00
410-363 TRAVEL & TRAINING	5,896.76	4,000.00	4,000.00	6,182.62	0.00	5,000.00
410-364 DUES & MEMBERSHIPS	559.05	500.00	500.00	1,051.86	0.00	500.00
410-365 MEALS/LODGING/MISC-GUESTS	0.00	1,000.00	1,000.00	387.86	0.00	0.00
410-370 PROMOTIONAL FEES	37,481.80	30,000.00	30,000.00	35,492.05	0.00	30,000.00
410-370-00PROMOTIONAL - DESIGNATED	0.00	0.00	0.00	5,000.00	0.00	0.00
410-387 PROJECTS	1,506.24	4,000.00	4,000.00	3,437.68	0.00	4,000.00
410-388 PCARD PURCHASES	0.00	2,000.00	2,000.00	0.00	0.00	2,000.00
TOTAL 300 OTHER SERVICES & CHAR	203,563.41	177,424.00	177,424.00	198,769.73	0.00	226,352.00



PROPOSED BUDGET WORKSHEET

AS OF: MAY 30TH, 2025

11 -GENERAL FUND  
20 HUMAN RESOURCES

DEPARTMENT EXPENDITURES	PRIOR YEAR	CURRENT YEAR			PROJECTED BALANCE	PROPOSED BUDGET
	ACTUAL 2023-2024	ORIGINAL BUDGET	AMENDED BUDGET	Y-T-D ACTUAL		
<u>100 PERSONAL SERVICES</u>						
420-101 SALARIES	111,140.51	116,943.00	116,943.00	103,603.16	0.00	120,546.00
420-103 SICK LEAVE BUY BACK	557.52	822.00	822.00	0.00	0.00	1,837.00
420-108 OVERTIME	0.00	200.00	200.00	0.00	0.00	0.00
420-111 CITY'S SHARE FICA	8,580.44	9,622.00	9,622.00	7,784.33	0.00	9,761.00
420-112 WORKMEN'S COMPENSATION	5,694.04	7,584.00	7,584.00	4,977.90	0.00	7,694.00
420-113 HEALTH INSURANCE	19,767.12	19,467.00	19,467.00	20,651.40	0.00	21,668.00
420-114 CITY RETIREMENT	9,461.47	10,062.00	10,062.00	8,587.66	0.00	10,208.00
420-118 LONGEVITY	5,730.00	6,209.00	6,209.00	2,970.00	0.00	6,210.00
420-120 EMPLOYEE FOOTWEAR	108.28	108.00	108.00	108.28	0.00	0.00
420-123 UNEMPLOYMENT	0.00	500.00	500.00	0.00	0.00	1,276.00
420-161 CELL PHONE STIPEND	840.00	840.00	840.00	770.00	0.00	840.00
420-163 SEVERANCE PAY	0.00	1,102.00	1,102.00	0.00	0.00	0.00
TOTAL 100 PERSONAL SERVICES	161,879.38	173,459.00	173,459.00	149,452.73	0.00	180,040.00
<u>200 MATERIAL &amp; SUPPLIES</u>						
420-203 OFFICE SUPPLIES	1,127.10	2,200.00	2,200.00	1,449.99	0.00	2,500.00
420-214 MATERIALS AND SUPPLIES	13.60	0.00	0.00	0.00	0.00	0.00
420-242 POSTAGE	5.94	200.00	200.00	28.25	0.00	200.00
TOTAL 200 MATERIAL & SUPPLIES	1,146.64	2,400.00	2,400.00	1,478.24	0.00	2,700.00
<u>300 OTHER SERVICES &amp; CHAR</u>						
420-311 CONTRACTUAL	0.00	1,800.00	1,800.00	0.00	0.00	3,000.00
420-317 TECHNOLOGY HARDWARE	0.00	940.00	940.00	109.98	0.00	940.00
420-318 TECHNOLOGY SOFTWARE	83,660.36	83,725.00	83,725.00	72,313.85	0.00	72,524.00
420-334 MEDICAL	0.00	150.00	150.00	0.00	0.00	150.00
420-341 COMMUNICATIONS	458.27	864.00	864.00	310.69	0.00	0.00
420-363 TRAVEL & TRAINING	2,045.91	3,500.00	3,500.00	3,702.42	0.00	4,000.00
420-364 DUES & MEMBERSHIPS	50.80	264.00	264.00	0.00	0.00	500.00
420-388 PCARD PURCHASES	0.00	1,000.00	1,000.00	0.00	0.00	1,000.00
TOTAL 300 OTHER SERVICES & CHAR	86,215.34	92,243.00	92,243.00	76,436.94	0.00	82,114.00
<u>400 CAPITAL OUTLAY</u>						
TOTAL						
TOTAL 20 HUMAN RESOURCES	249,241.36	268,102.00	268,102.00	227,367.91	0.00	264,854.00

PROPOSED BUDGET WORKSHEET

AS OF: MAY 30TH, 2025

11 --GENERAL FUND  
21 CITY CLERK

DEPARTMENT EXPENDITURES	PRIOR YEAR	----- CURRENT YEAR -----			PROJECTED BALANCE	PROPOSED BUDGET
	ACTUAL 2023-2024	ORIGINAL BUDGET	AMENDED BUDGET	Y-T-D ACTUAL		
<u>100 PERSONAL SERVICES</u>						
421-101 SALARIES	97,792.09	112,140.00	112,140.00	92,083.96	81,275.93	115,597.00
421-103 SICK LEAVE BUY BACK	0.00	0.00	0.00	0.00	0.00	440.00
421-108 OVERTIME	0.00	0.00	0.00	67.03	525.34	1,663.00
421-111 CITY'S SHARE FICA	7,042.61	8,782.00	8,782.00	6,732.12	6,104.98	9,136.00
421-112 WORKMEN'S COMPENSATION	5,080.12	6,922.00	6,922.00	4,543.30	3,970.27	7,202.00
421-113 HEALTH INSURANCE	24,569.52	31,982.00	31,982.00	19,287.14	9,716.86	21,668.00
421-114 CITY RETIREMENT	7,993.84	9,184.00	9,184.00	7,460.46	6,751.35	9,554.00
421-118 LONGEVITY	1,710.00	1,602.00	1,602.00	720.00	2,592.56	1,750.00
421-120 EMPLOYEE FOOTWEAR	108.28	0.00	0.00	108.28	0.00	0.00
421-123 UNEMPLOYMENT	0.00	500.00	500.00	0.00	1,028.56	1,194.00
421-161 CELL PHONE STIPEND	420.00	420.00	420.00	385.00	0.00	420.00
421-163 SEVERANCE PAY	0.00	557.00	557.00	0.00	0.00	0.00
TOTAL 100 PERSONAL SERVICES	144,716.46	172,089.00	172,089.00	131,387.29	111,965.85	168,624.00
<u>200 MATERIAL &amp; SUPPLIES</u>						
421-203 OFFICE SUPPLIES	1,383.18	2,000.00	2,000.00	560.95	5,614.27	2,000.00
421-204 PETROLEUM	350.97	2,000.00	2,000.00	298.79	240.00	2,000.00
421-209 OTHER OPERATING SUPPLIES	0.00	0.00	0.00	0.00	148.51	0.00
421-214 MATERIALS AND SUPPLIES	0.00	250.00	250.00	0.00	0.00	250.00
421-242 POSTAGE	6,126.64	6,500.00	6,500.00	6,512.57	0.00	8,500.00
TOTAL 200 MATERIAL & SUPPLIES	7,860.79	10,750.00	10,750.00	7,372.31	6,002.78	12,750.00
<u>300 OTHER SERVICES &amp; CHAR</u>						
421-311 CONTRACTUAL	7,612.82	11,200.00	11,200.00	6,203.87	33,993.00	13,100.00
421-314 MOTIVE MAINTENANCE	66.00	1,200.00	1,200.00	405.37	0.00	1,200.00
421-315 MAINTENANCE NON-MOTIVE	0.00	180.00	180.00	0.00	17.82	180.00
421-317 TECHNOLOGY HARDWARE	1,685.55	1,700.00	1,700.00	1,766.26	0.00	1,700.00
421-318 TECHNOLOGY SOFTWARE	614.00	1,074.00	1,074.00	940.20	0.00	1,054.00
421-334 MEDICAL	120.83	150.00	150.00	0.00	0.00	150.00
421-341 COMMUNICATIONS	938.75	1,404.00	1,404.00	659.71	571.03	481.00
421-344 ADVERTISING-PRINTING	4,487.24	4,500.00	4,500.00	5,358.43	7,826.44	4,500.00
421-354 INSURANCE-BONDS	0.00	400.00	400.00	0.00	45.00	400.00
421-363 TRAVEL & TRAINING	1,798.63	5,700.00	5,700.00	4,115.10	3,359.89	6,500.00
421-364 DUES & MEMBERSHIPS	485.00	500.00	500.00	365.00	502.50	900.00
421-379 UNCLASSIFIED	0.00	0.00	0.00	0.00	4,743.66	0.00
421-388 PCARD PURCHASES	0.00	1,500.00	1,500.00	0.00	0.00	1,500.00
TOTAL 300 OTHER SERVICES & CHAR	17,808.82	29,508.00	29,508.00	19,813.94	51,059.34	31,665.00

PROPOSED BUDGET WORKSHEET

AS OF: MAY 30TH, 2025

11 -GENERAL FUND

21 CITY CLERK

DEPARTMENT EXPENDITURES

DEPARTMENT EXPENDITURES	PRIOR YEAR	CURRENT YEAR			PROJECTED BALANCE	PROPOSED BUDGET
	ACTUAL 2023-2024	ORIGINAL BUDGET	AMENDED BUDGET	Y-T-D ACTUAL		
400 CAPITAL OUTLAY						
TOTAL						
TOTAL 21 CITY CLERK	170,386.07	212,347.00	212,347.00	158,573.54	169,027.97	213,039.00

PROPOSED BUDGET WORKSHEET

AS OF: MAY 30TH, 2025

11 -GENERAL FUND

22 CITY FINANCE

DEPARTMENT EXPENDITURES

	PRIOR YEAR	----- CURRENT YEAR -----			PROJECTED BALANCE	PROPOSED BUDGET
	ACTUAL 2023-2024	ORIGINAL BUDGET	AMENDED BUDGET	Y-T-D ACTUAL		
<u>100 PERSONAL SERVICES</u>						
422-101 SALARIES	141,717.82	128,581.00	128,581.00	135,073.90	164,631.94	188,838.00
422-103 SICK LEAVE BUY BACK	0.00	0.00	0.00	0.00	0.00	712.00
422-106 PART-TIME	0.00	18,820.00	18,820.00	0.00	0.00	0.00
422-108 OVERTIME	0.00	500.00	500.00	0.00	996.97	0.00
422-111 CITY'S SHARE FICA	10,443.85	11,684.00	11,684.00	9,876.23	12,057.54	14,801.00
422-112 WORKMEN'S COMPENSATION	6,922.48	9,210.00	9,210.00	6,045.10	7,905.86	11,667.00
422-113 HEALTH INSURANCE	28,899.96	28,450.00	28,450.00	30,470.22	27,159.92	55,881.00
422-114 CITY RETIREMENT	11,648.89	12,218.00	12,218.00	10,987.15	13,394.28	15,478.00
422-118 LONGEVITY	3,470.00	3,983.00	3,983.00	1,880.00	1,473.36	4,220.00
422-120 EMPLOYEE FOOTWEAR	162.42	0.00	0.00	162.42	0.00	0.00
422-123 UNEMPLOYMENT	0.00	500.00	500.00	0.00	0.00	1,935.00
422-161 CELL PHONE STIPEND	420.00	420.00	420.00	385.00	0.00	420.00
422-163 SEVERANCE PAY	0.00	348.00	348.00	0.00	0.00	0.00
TOTAL 100 PERSONAL SERVICES	203,685.42	214,714.00	214,714.00	194,880.02	227,619.87	293,952.00
<u>200 MATERIAL &amp; SUPPLIES</u>						
422-203 OFFICE SUPPLIES	4,447.37	2,800.00	2,800.00	1,682.64	8,914.18	2,800.00
422-209 OTHER OPERATING SUPPLIES	0.00	0.00	0.00	0.00	425.59	0.00
422-214 MATERIALS AND SUPPLIES	360.00	0.00	0.00	0.00	0.00	0.00
TOTAL 200 MATERIAL & SUPPLIES	4,807.37	2,800.00	2,800.00	1,682.64	9,339.77	2,800.00
<u>300 OTHER SERVICES &amp; CHAR</u>						
422-311 CONTRACTUAL	99,750.00	96,000.00	96,000.00	88,675.00	495.00	105,600.00
422-317 TECHNOLOGY HARDWARE	1,403.51	3,310.00	3,310.00	1,612.22	0.00	3,310.00
422-318 TECHNOLOGY SOFTWARE	756.00	1,216.00	1,216.00	786.00	0.00	1,396.00
422-334 MEDICAL	0.00	150.00	150.00	167.83	0.00	150.00
422-337 CONSULTANT EXPENSE	0.00	0.00	0.00	0.00	42,025.95	0.00
422-341 COMMUNICATIONS	687.39	1,296.00	1,296.00	466.05	1,975.98	0.00
422-363 TRAVEL & TRAINING	5,209.82	5,400.00	5,400.00	5,295.14	8,082.19	7,000.00
422-364 DUES & MEMBERSHIPS	1,413.15	2,300.00	2,300.00	1,603.15	1,527.36	2,800.00
422-388 PCARD PURCHASES	0.00	31,500.00	31,500.00	0.00	0.00	31,500.00
TOTAL 300 OTHER SERVICES & CHAR	109,219.87	141,172.00	141,172.00	98,605.39	54,106.48	151,756.00
<u>400 CAPITAL OUTLAY</u>						
TOTAL						
TOTAL 22 CITY FINANCE	317,712.66	358,686.00	358,686.00	295,168.05	291,066.12	448,508.00

PROPOSED BUDGET WORKSHEET

AS OF: MAY 30TH, 2025

11 -GENERAL FUND  
23 CITY AT LARGE

DEPARTMENT EXPENDITURES	PRIOR YEAR	CURRENT YEAR			PROJECTED BALANCE	PROPOSED BUDGET
	ACTUAL 2023-2024	ORIGINAL BUDGET	AMENDED BUDGET	Y-T-D ACTUAL		
<u>100 PERSONAL SERVICES</u>						
423-101 SALARIES	0.00	2,000.00	2,000.00	( 169.27)	0.00	0.00
423-113 GROUP HEALTH INSURANCE	<u>611.82</u>	<u>0.00</u>	<u>0.00</u>	<u>651.14</u>	<u>0.00</u>	<u>0.00</u>
TOTAL 100 PERSONAL SERVICES	611.82	2,000.00	2,000.00	481.87	0.00	0.00
<u>200 MATERIAL &amp; SUPPLIES</u>						
423-203 OFFICE SUPPLIES	973.80	950.00	950.00	36.40	0.00	0.00
423-209 OTHER OPERATING SUPPLIES	0.00	0.00	0.00	0.00	150.00	0.00
423-214 MATERIALS AND SUPPLIES	<u>0.00</u>	<u>0.00</u>	<u>0.00</u>	<u>250.00</u>	<u>0.00</u>	<u>0.00</u>
TOTAL 200 MATERIAL & SUPPLIES	973.80	950.00	950.00	286.40	150.00	0.00
<u>300 OTHER SERVICES &amp; CHAR</u>						
423-311 CONTRACTUAL	338,578.27	335,000.00	335,000.00	334,731.43	0.00	0.00
423-316 REPAIRS FROM INSUR PROCEEDS	121,836.86	35,000.00	35,000.00	15,760.99	5,082.12	0.00
423-341 COMMUNICATIONS	19,867.11	20,000.00	20,000.00	18,023.78	20,252.47	66,753.00
423-347 NATURAL GAS	6,219.89	9,000.00	9,000.00	5,724.89	3,886.51	0.00
423-348 ELECTRICITY	34,608.96	41,000.00	41,000.00	31,082.58	13,336.30	0.00
423-351 INSURANCE-VEH,BLD,GL	381,187.56	400,260.00	400,260.00	452,132.20	341,606.01	0.00
423-364 DUES & MEMBERSHIPS	6,923.50	2,000.00	2,000.00	6,023.50	0.00	15,500.00
423-372 ELECTION EXPENSE	0.00	0.00	0.00	8,190.76	0.00	0.00
423-373 INMATE SERVICES	0.00	0.00	0.00	0.00	49,737.96	0.00
423-374 CONTRIBUTIONS TO OTHERS	0.00	0.00	0.00	0.00	45,000.00	0.00
423-379 UNCLASSIFIED	109,882.09	425,500.00	425,500.00	61,392.51	139,641.04	425,000.00
423-390 SAFETY COMMITTEE	<u>21,003.78</u>	<u>30,000.00</u>	<u>30,000.00</u>	<u>12,230.93</u>	<u>5,977.50</u>	<u>30,000.00</u>
TOTAL 300 OTHER SERVICES & CHAR	1,040,108.02	1,297,760.00	1,297,760.00	945,293.57	624,519.91	537,253.00
<u>400 CAPITAL OUTLAY</u>						
423-401 CAPITAL OUTLAY	<u>87.90</u>	<u>0.00</u>	<u>0.00</u>	<u>36.82</u>	<u>0.00</u>	<u>0.00</u>
TOTAL 400 CAPITAL OUTLAY	87.90	0.00	0.00	36.82	0.00	0.00
<u>600 INTER FUND TRANSFERS</u>						
TOTAL						
TOTAL 23 CITY AT LARGE	<u>1,041,781.54</u>	<u>1,300,710.00</u>	<u>1,300,710.00</u>	<u>946,098.66</u>	<u>624,669.91</u>	<u>537,253.00</u>

PROPOSED BUDGET WORKSHEET

AS OF: MAY 30TH, 2025

11 -GENERAL FUND

24 CITY COURT

DEPARTMENT EXPENDITURES

	PRIOR YEAR	----- CURRENT YEAR -----			PROJECTED BALANCE	PROPOSED BUDGET
	ACTUAL	ORIGINAL	AMENDED	Y-T-D		
	2023-2024	BUDGET	BUDGET	ACTUAL		
<u>100 PERSONAL SERVICES</u>						
424-101 SALARIES	34,191.01	35,736.00	35,736.00	31,641.34	32,212.40	39,938.00
424-103 SICK LEAVE BUY BACK	0.00	0.00	0.00	0.00	0.00	212.00
424-108 OVERTIME	125.42	0.00	0.00	0.00	89.47	0.00
424-111 CITY'S SHARE FICA	2,611.99	2,860.00	2,860.00	2,339.40	2,249.32	3,142.00
424-112 WORKMEN'S COMPENSATION	1,693.60	2,254.00	2,254.00	1,479.40	1,547.82	2,477.00
424-113 HEALTH INSURANCE	276.60	7,089.00	7,089.00	126.60	4,858.43	168.00
424-114 CITY RETIREMENT	2,817.34	2,991.00	2,991.00	2,586.07	2,629.33	3,286.00
424-118 LONGEVITY	480.00	624.00	624.00	300.00	566.68	720.00
424-120 EMPLOYEE FOOTWEAR	54.14	55.00	55.00	54.14	0.00	0.00
424-123 UNEMPLOYMENT	0.00	500.00	500.00	0.00	0.00	411.00
424-161 CELL PHONE STIPEND	420.00	420.00	420.00	385.00	0.00	420.00
424-163 SEVERANCE PAY	0.00	525.00	525.00	0.00	0.00	0.00
TOTAL 100 PERSONAL SERVICES	42,670.10	53,054.00	53,054.00	38,911.95	44,153.45	50,774.00
<u>200 MATERIAL &amp; SUPPLIES</u>						
424-203 OFFICE SUPPLIES	1,068.68	1,000.00	1,000.00	196.59	2,096.43	1,000.00
TOTAL 200 MATERIAL & SUPPLIES	1,068.68	1,000.00	1,000.00	196.59	2,096.43	1,000.00
<u>300 OTHER SERVICES &amp; CHAR</u>						
424-311 CONTRACTUAL	1,931.34	2,000.00	2,000.00	0.00	2,232.37	2,000.00
424-317 TECHNOLOGY HARDWARE	599.00	500.00	500.00	164.99	0.00	500.00
424-318 TECHNOLOGY SOFTWARE	222.00	1,650.00	1,650.00	222.00	0.00	1,650.00
424-334 MEDICAL	0.00	150.00	150.00	0.00	0.00	150.00
424-341 COMMUNICATIONS	687.39	864.00	864.00	466.05	584.32	0.00
424-354 INSURANCE-BONDS	0.00	35.00	35.00	0.00	0.00	35.00
424-363 TRAVEL & TRAINING	194.27	1,000.00	1,000.00	569.73	3,258.79	1,000.00
424-364 DUES & MEMBERSHIPS	110.00	250.00	250.00	245.98	82.50	250.00
424-388 PCARD PURCHASES	0.00	500.00	500.00	0.00	0.00	500.00
TOTAL 300 OTHER SERVICES & CHAR	3,744.00	6,949.00	6,949.00	1,668.75	6,157.98	6,085.00
<u>400 CAPITAL OUTLAY</u>						
TOTAL						
TOTAL 24 CITY COURT	47,482.78	61,003.00	61,003.00	40,777.29	52,407.86	57,859.00

=====

CITY OF WOODWARD  
 PROPOSED BUDGET WORKSHEET  
 AS OF: MAY 30TH, 2025

11 -GENERAL FUND  
 25 EXECUTIVE MANAGEMENT  
 DEPARTMENT EXPENDITURES

	PRIOR YEAR	CURRENT YEAR			PROJECTED BALANCE	PROPOSED BUDGET
	ACTUAL 2023-2024	ORIGINAL BUDGET	AMENDED BUDGET	Y-T-D ACTUAL		
<u>100 PERSONAL SERVICES</u>						
425-101 SALARIES	100,773.76	104,872.00	104,872.00	92,763.68	0.00	108,109.00
425-103 SICK LEAVE BUY BACK	177.76	360.00	360.00	0.00	0.00	583.00
425-111 CITY-S SHARE FICA	7,688.95	8,488.00	8,488.00	6,865.76	0.00	8,703.00
425-112 WORKMEN'S COMPENSATION	5,077.84	6,691.00	6,691.00	4,391.70	0.00	6,860.00
425-113 HEALTH INSURANCE	23,666.94	22,667.00	22,667.00	24,907.68	0.00	26,831.00
425-114 CITY RETIREMENT	8,662.70	8,876.00	8,876.00	7,749.18	0.00	9,102.00
425-118 LONGEVITY	6,490.00	5,044.00	5,044.00	3,330.00	0.00	5,030.00
425-120 EMPLOYEE FOOTWEAR	108.28	108.00	108.00	108.28	0.00	0.00
425-123 UNEMPLOYMENT	0.00	0.00	0.00	0.00	0.00	1,138.00
425-161 CELL PHONE STIPEND	840.00	630.00	630.00	770.00	0.00	630.00
425-163 SERVANCE PAY	0.00	680.00	680.00	0.00	0.00	0.00
TOTAL 100 PERSONAL SERVICES	153,486.23	158,416.00	158,416.00	140,886.28	0.00	166,986.00
<u>200 MATERIAL &amp; SUPPLIES</u>						
425-201 EXPENDABLE TOOLS	0.00	100.00	100.00	0.00	0.00	100.00
425-203 OFFICE SUPPLIES	0.00	500.00	500.00	305.99	0.00	750.00
425-204 PETROLEUM	869.59	0.00	0.00	1,109.99	0.00	2,000.00
425-214 MATERIALS AND SUPPLIES	0.00	1,000.00	1,000.00	0.00	0.00	1,000.00
TOTAL 200 MATERIAL & SUPPLIES	869.59	1,600.00	1,600.00	1,415.98	0.00	3,850.00
<u>300 OTHER SERVICES &amp; CHAR</u>						
425-311 CONTRACTUAL	0.00	0.00	0.00	63.95	0.00	250.00
425-314 MOTIVE MAINTENANCE	839.40	2,000.00	2,000.00	37.50	0.00	2,000.00
425-315 MAINTENANCE NON-MOTIVE	0.00	1,000.00	1,000.00	0.00	0.00	1,000.00
425-317 TECHNOLOGY HARDWARE	0.00	150.00	150.00	0.00	0.00	150.00
425-318 TECHNOLOGY SOFTWARE	410.00	410.00	410.00	425.00	0.00	410.00
425-341 COMMUNICATIONS	80.08	864.00	864.00	440.44	0.00	0.00
425-363 TRAVEL & TRAINING	1,121.91	1,000.00	1,000.00	1,157.27	0.00	2,500.00
425-388 PCARD PURCHASES	0.00	0.00	0.00	0.00	0.00	500.00
TOTAL 300 OTHER SERVICES & CHAR	2,451.39	5,424.00	5,424.00	2,124.16	0.00	6,810.00
<u>400 CAPITAL OUTLAY</u>						
TOTAL						
TOTAL 25 EXECUTIVE MANAGEMENT	156,807.21	165,440.00	165,440.00	144,426.42	0.00	177,646.00

PROPOSED BUDGET WORKSHEET

AS OF: MAY 30TH, 2025

11 -GENERAL FUND

31 LIBRARY

DEPARTMENT EXPENDITURES

	PRIOR YEAR	----- CURRENT YEAR -----					PROJECTED	PROPOSED
		ACTUAL	ORIGINAL	AMENDED	Y-T-D	BALANCE		
		2023-2024	BUDGET	BUDGET	ACTUAL			
<u>100 PERSONAL SERVICES</u>								
431-101 SALARIES	192,175.21	200,334.00	200,334.00	177,188.33	172,828.98	211,814.00		
431-103 SICK LEAVE BUY BACK	0.00	0.00	0.00	0.00	0.00	132.00		
431-106 PART-TIME	17,864.00	24,440.00	24,440.00	29,567.97	9,509.59	65,764.00		
431-111 CITY'S SHARE FICA	15,475.25	17,891.00	17,891.00	15,066.91	13,878.60	21,903.00		
431-112 WORKMEN'S COMPENSATION	10,647.28	14,102.00	14,102.00	9,256.00	9,604.09	17,264.00		
431-113 HEALTH INSURANCE	47,040.12	46,740.00	46,740.00	49,415.52	30,446.93	53,605.00		
431-114 CITY RETIREMENT	15,976.79	18,709.00	18,709.00	14,508.97	14,347.24	22,905.00		
431-118 LONGEVITY	7,110.00	8,018.00	8,018.00	3,790.00	6,516.82	8,310.00		
431-120 EMPLOYEE FOOTWEAR	324.84	379.00	379.00	324.84	0.00	0.00		
431-123 UNEMPLOYMENT	0.00	500.00	500.00	0.00	0.00	2,863.00		
431-161 CELL PHONE STIPEND	420.00	420.00	420.00	385.00	0.00	420.00		
431-163 SEVERANCE PAY	0.00	575.00	575.00	0.00	0.00	0.00		
TOTAL 100 PERSONAL SERVICES	307,033.49	332,108.00	332,108.00	299,503.54	257,132.25	404,980.00		
<u>200 MATERIAL &amp; SUPPLIES</u>								
431-202 JANITORIAL SUPPLIES	3,896.87	3,800.00	3,800.00	3,046.62	2,363.94	4,000.00		
431-203 OFFICE SUPPLIES	744.17	1,000.00	1,000.00	577.24	14,201.10	1,200.00		
431-204 PETROLEUM	264.24	300.00	300.00	32.90	174.00	500.00		
431-209 OTHER OPERATING SUPPLIES	0.00	0.00	0.00	0.00	15,253.68	0.00		
431-212 REFERENCE MATERIAL	48,400.97	51,320.00	51,320.00	46,227.46	34,775.97	53,820.00		
431-214 MATERIALS AND SUPPLIES	5,927.73	7,500.00	7,500.00	9,927.68	0.00	10,500.00		
431-242 POSTAGE	2,784.32	2,500.00	2,500.00	2,249.44	2,224.65	2,500.00		
431-243 PROGRAMMING	9,942.36	11,000.00	11,000.00	6,970.01	9,702.13	11,200.00		
TOTAL 200 MATERIAL & SUPPLIES	71,960.66	77,420.00	77,420.00	69,031.35	78,695.47	83,720.00		
<u>300 OTHER SERVICES &amp; CHAR</u>								
431-311 CONTRACTUAL	21,520.55	21,110.00	21,110.00	12,894.84	2,268.00	19,585.00		
431-314 MOTIVE MAINTENANCE	0.00	300.00	300.00	0.00	0.00	500.00		
431-315 MAINTENANCE NON-MOTIVE	2,226.61	2,500.00	2,500.00	540.24	2,191.66	2,700.00		
431-317 TECHNOLOGY HARDWARE	5,723.63	4,100.00	4,100.00	4,695.88	0.00	4,600.00		
431-318 TECHNOLOGY SOFTWARE	1,068.00	3,872.00	3,872.00	902.00	0.00	3,172.00		
431-334 MEDICAL	183.41	150.00	150.00	385.16	365.25	350.00		
431-341 COMMUNICATIONS	8,265.89	10,647.00	10,647.00	8,587.85	1,489.05	7,623.00		
431-347 NATURAL GAS	3,936.69	6,500.00	6,500.00	3,877.25	3,046.08	6,500.00		
431-348 ELECTRICITY	6,464.92	8,500.00	8,500.00	3,655.11	0.00	8,500.00		
431-363 TRAVEL & TRAINING	1,593.15	2,500.00	2,500.00	1,397.17	91.50	2,500.00		
431-364 DUES & MEMBERSHIPS	708.20	960.00	960.00	842.00	622.50	960.00		
431-388 PCARD PURCHASES	0.00	5,350.00	5,350.00	0.00	0.00	5,350.00		
TOTAL 300 OTHER SERVICES & CHAR	51,691.05	66,489.00	66,489.00	37,777.50	10,074.04	62,340.00		

PROPOSED BUDGET WORKSHEET

AS OF: MAY 30TH, 2025

11 -GENERAL FUND

31 LIBRARY

DEPARTMENT EXPENDITURES

PRIOR YEAR

----- CURRENT YEAR -----

ACTUAL

ORIGINAL

AMENDED

Y-T-D

PROJECTED

PROPOSED

2023-2024

BUDGET

BUDGET

ACTUAL

BALANCE

BUDGET

400 CAPITAL OUTLAY

TOTAL

TOTAL 31 LIBRARY

430,685.20

476,017.00

476,017.00

406,312.39

345,901.76

551,040.00

=====

=====

=====

=====

=====

=====

CITY OF WOODWARD  
 PROPOSED BUDGET WORKSHEET  
 AS OF: MAY 30TH, 2025

11 -GENERAL FUND  
 57 ELECTRIC

DEPARTMENT EXPENDITURES

	PRIOR YEAR	CURRENT YEAR			PROJECTED	PROPOSED
	ACTUAL 2023-2024	ORIGINAL BUDGET	AMENDED BUDGET	Y-T-D ACTUAL		
<u>100 PERSONAL SERVICES</u>						
457-101 SALARIES	77,150.14	79,022.00	79,022.00	6,230.36	0.00	36,856.00
457-102 STANDBY	561.96	1,000.00	1,000.00	64.28	0.00	643.00
457-103 SICK LEAVE BUY BACK	0.00	0.00	0.00	0.00	0.00	314.00
457-108 OVERTIME	754.52	0.00	0.00	0.00	0.00	0.00
457-111 CITY'S SHARE FICA	5,367.46	6,369.00	6,369.00	422.73	0.00	2,899.00
457-112 WORKMEN'S COMPENSATION	3,813.28	5,020.00	5,020.00	3,294.90	0.00	2,285.00
457-113 HEALTH INSURANCE	23,791.44	18,878.00	18,878.00	4,986.77	0.00	15,965.00
457-114 CITY RETIREMENT	6,410.16	6,661.00	6,661.00	503.57	0.00	3,032.00
457-118 LONGEVITY	1,660.00	1,976.00	1,976.00	0.00	0.00	400.00
457-120 EMPLOYEE FOOTWEAR	108.28	106.00	106.00	108.28	0.00	0.00
457-123 UNEMPLOYMENT	0.00	500.00	500.00	0.00	0.00	379.00
457-163 SEVERANCE PAY	0.00	761.00	761.00	0.00	0.00	0.00
TOTAL 100 PERSONAL SERVICES	119,617.24	120,293.00	120,293.00	15,610.89	0.00	62,773.00
<u>200 MATERIAL &amp; SUPPLIES</u>						
457-201 EXPANDABLE TOOLS	1,085.24	1,000.00	1,000.00	1,165.01	0.00	1,000.00
457-203 OFFICE SUPPLIES	132.73	100.00	100.00	92.99	0.00	100.00
457-204 PETROLEUM	3,102.44	2,500.00	2,500.00	1,615.95	0.00	1,000.00
457-206 SAFETY EQUIPMENT	74.45	450.00	450.00	76.47	0.00	450.00
457-214 MATERIALS AND SUPPLIES	3,603.15	5,100.00	5,100.00	2,346.80	0.00	5,100.00
TOTAL 200 MATERIAL & SUPPLIES	7,998.01	9,150.00	9,150.00	5,297.22	0.00	7,650.00
<u>300 OTHER SERVICES &amp; CHAR</u>						
457-311 CONTRACTUAL	4,266.00	5,000.00	5,000.00	4,212.00	0.00	5,000.00
457-314 MOTIVE MAINTENANCE	2,417.40	6,000.00	6,000.00	4,119.23	0.00	6,000.00
457-315 MAINTENANCE NON-MOTIVE	2,240.95	3,000.00	3,000.00	785.22	0.00	3,000.00
457-317 TECHNOLOGY HARDWARE	12.99	200.00	200.00	0.00	0.00	200.00
457-318 TECHNOLOGY SOFTWARE	300.00	300.00	300.00	300.00	0.00	150.00
457-322 RENTALS	0.00	250.00	250.00	0.00	0.00	250.00
457-334 MEDICAL	80.00	115.00	115.00	0.00	0.00	150.00
457-341 COMMUNICATIONS	620.12	610.00	610.00	569.24	0.00	618.00
457-348 ELECTRICITY	2,404.20	3,500.00	3,500.00	2,277.15	0.00	2,000.00
457-362 UNIFORMS	0.00	200.00	200.00	0.00	0.00	100.00
457-363 TRAVEL & TRAINING	1,029.57	1,500.00	1,500.00	1,591.39	0.00	1,500.00
457-364 DUES & MEMBERSHIPS	75.00	100.00	100.00	75.00	0.00	100.00
457-388 PCARD PURCHASES	0.00	9,000.00	9,000.00	0.00	0.00	9,000.00
TOTAL 300 OTHER SERVICES & CHAR	13,446.23	29,775.00	29,775.00	13,929.23	0.00	28,068.00

PROPOSED BUDGET WORKSHEET

AS OF: MAY 30TH, 2025

11 -GENERAL FUND

57 ELECTRIC

DEPARTMENT EXPENDITURES

PRIOR YEAR

----- CURRENT YEAR -----

ACTUAL  
2023-2024

ORIGINAL  
BUDGET

AMENDED  
BUDGET

Y-T-D  
ACTUAL

PROJECTED  
BALANCE

PROPOSED  
BUDGET

400 CAPITAL OUTLAY

TOTAL

TOTAL 57 ELECTRIC

141,061.48

159,218.00

159,218.00

34,837.34

0.00

98,491.00

=====

=====

=====

=====

=====

=====

PROPOSED BUDGET WORKSHEET

AS OF: MAY 30TH, 2025

11 -GENERAL FUND  
58 EVENT COMPLEX

DEPARTMENT EXPENDITURES	PRIOR YEAR	CURRENT YEAR			PROJECTED BALANCE	PROPOSED BUDGET
	ACTUAL 2023-2024	ORIGINAL BUDGET	AMENDED BUDGET	Y-T-D ACTUAL		
<u>100 PERSONAL SERVICES</u>						
458-101 SALARIES	37,543.41	70,672.00	70,672.00	49,342.00	0.00	72,899.00
458-103 SICK LEAVE BUY BACK	0.00	0.00	0.00	0.00	0.00	810.00
458-106 PART-TIME	14,313.50	0.00	0.00	0.00	0.00	0.00
458-108 OVERTIME	0.00	0.00	0.00	380.19	0.00	0.00
458-109 EDUCATION/CDL INCENTIVE	825.00	0.00	0.00	0.00	0.00	0.00
458-111 CITY'S SHARE FICA	3,744.81	5,448.00	5,448.00	3,668.30	0.00	5,591.00
458-112 WORKMEN'S COMPENSATION	1,797.04	4,294.00	4,294.00	2,818.40	0.00	4,407.00
458-113 HEALTH INSURANCE	11,739.88	13,936.00	13,936.00	6,415.44	0.00	336.00
458-114 CITY RETIREMENT	3,079.96	5,697.00	5,697.00	3,947.43	0.00	5,847.00
458-118 LONGEVITY	130.00	42.00	42.00	0.00	0.00	190.00
458-120 EMPLOYEE FOOTWEAR	108.28	54.00	54.00	54.14	0.00	0.00
458-123 UNEMPLOYMENT	0.00	500.00	500.00	0.00	0.00	731.00
TOTAL 100 PERSONAL SERVICES	73,281.88	100,643.00	100,643.00	66,625.90	0.00	90,811.00
<u>200 MATERIAL &amp; SUPPLIES</u>						
458-201 EXPENDABLE TOOLS	229.18	750.00	750.00	110.57	0.00	1,000.00
458-202 JANITORIAL SUPPLIES	629.22	2,000.00	2,000.00	275.22	0.00	2,500.00
458-204 PETROLEUM	5,634.70	3,600.00	3,600.00	3,553.30	0.00	3,800.00
458-205 CHEMICALS/FERTILIZERS	2,223.67	2,000.00	2,000.00	1,137.97	0.00	2,500.00
458-206 SAFETY EQUIPMENT	231.38	500.00	500.00	229.09	0.00	500.00
458-214 MATERIALS AND SUPPLIES	6,830.69	5,000.00	5,000.00	5,626.22	0.00	6,000.00
TOTAL 200 MATERIAL & SUPPLIES	15,778.84	13,850.00	13,850.00	10,932.37	0.00	16,300.00
<u>300 OTHER SERVICES &amp; CHAR</u>						
458-314 MOTIVE MAINTENANCE	6,858.72	10,000.00	10,000.00	1,262.00	0.00	12,000.00
458-315 MAINTENANCE NON-MOTIVE	11,738.60	7,500.00	7,500.00	5,797.36	0.00	8,000.00
458-322 RENTALS	3,175.00	500.00	500.00	910.00	0.00	1,000.00
458-334 MEDICAL	0.00	150.00	150.00	325.66	0.00	150.00
458-347 NATURAL GAS	6,849.30	11,500.00	11,500.00	6,429.61	0.00	12,000.00
458-348 ELECTRICITY	28,402.56	31,000.00	31,000.00	28,036.19	0.00	35,000.00
458-362 UNIFORMS	90.00	200.00	200.00	276.00	0.00	250.00
458-363 TRAVEL & TRAINING	0.00	150.00	150.00	0.00	0.00	150.00
458-388 PCARD PURCHASES	0.00	1,000.00	1,000.00	0.00	0.00	1,000.00
TOTAL 300 OTHER SERVICES & CHAR	57,114.18	62,000.00	62,000.00	43,036.82	0.00	69,550.00
<u>400 CAPITAL OUTLAY</u>						
TOTAL						
TOTAL 58 EVENT COMPLEX	146,174.90	176,493.00	176,493.00	120,595.09	0.00	176,661.00

PROPOSED BUDGET WORKSHEET

AS OF: MAY 30TH, 2025

11 -GENERAL FUND

59 SPORTS & RECREATION

DEPARTMENT EXPENDITURES

	PRIOR YEAR ACTUAL 2023-2024	CURRENT YEAR			PROJECTED BALANCE	PROPOSED BUDGET
		ORIGINAL	AMENDED	Y-T-D		
		BUDGET	BUDGET	ACTUAL		
<u>100 PERSONAL SERVICES</u>						
459-101 SALARIES	226,016.46	259,952.00	259,952.00	228,629.02	44,554.64	272,981.00
459-103 SICK LEAVE BUY BACK	0.00	0.00	0.00	0.00	0.00	3,503.00
459-105 FURLOUGH SAVINGS	0.00	0.00	0.00	0.00	91,419.43	0.00
459-106 PART TIME	25,194.88	17,000.00	17,000.00	24,262.49	0.00	29,616.00
459-108 OVERTIME	12,105.84	10,000.00	10,000.00	8,357.20	12,849.46	10,089.00
459-111 CITY'S SHARE FICA	18,615.14	22,546.00	22,546.00	18,299.89	11,154.69	24,242.00
459-112 WORKMEN'S COMPENSATION	15,429.88	17,772.00	17,772.00	11,664.90	5,037.33	19,108.00
459-113 HEALTH INSURANCE	68,616.30	86,659.00	86,659.00	74,795.94	12,139.07	67,454.00
459-114 CITY RETIREMENT	19,761.16	22,218.00	22,218.00	19,469.49	3,600.52	25,351.00
459-118 LONGEVITY	2,550.00	3,390.00	3,390.00	1,600.00	0.00	3,780.00
459-120 EMPLOYEE FOOTWEAR	433.12	433.00	433.00	541.40	0.00	0.00
459-123 UNEMPLOYMENT	0.00	500.00	500.00	0.00	0.00	3,169.00
459-161 CELL PHONE STIPEND	840.00	840.00	840.00	525.00	0.00	420.00
459-163 SEVERANCE PAY	0.00	3,878.00	3,878.00	0.00	0.00	0.00
TOTAL 100 PERSONAL SERVICES	389,562.78	445,188.00	445,188.00	388,145.33	180,755.14	459,713.00
<u>200 MATERIAL &amp; SUPPLIES</u>						
459-201 EXPENDABLE TOOLS	3,106.95	3,000.00	3,000.00	1,423.72	1,067.64	3,000.00
459-202 JANITORIAL SUPPLIES	3,811.85	4,000.00	4,000.00	4,550.91	1,791.40	4,000.00
459-203 OFFICE SUPPLIES	1,178.33	1,200.00	1,200.00	277.96	478.56	1,200.00
459-204 PETROLEUM	5,313.60	5,000.00	5,000.00	4,361.32	423.00	5,000.00
459-205 CHEMICALS/FERTILIZERS	33,983.57	30,000.00	30,000.00	11,329.95	167.95	30,000.00
459-206 SAFETY EQUIPMENT	1,374.17	1,600.00	1,600.00	987.48	290.92	1,600.00
459-213 POOL OPERATING SUPPLIES	0.00	0.00	0.00	0.00	8,238.45	0.00
459-214 MATERIALS AND SUPPLIES	42,109.97	45,000.00	45,000.00	22,516.28	1,644.21	45,000.00
TOTAL 200 MATERIAL & SUPPLIES	90,878.44	89,800.00	89,800.00	45,447.62	14,102.13	89,800.00
<u>300 OTHER SERVICES &amp; CHAR</u>						
459-311 CONTRACTUAL	30,642.28	34,000.00	34,000.00	32,760.69	75.31	34,000.00
459-314 MOTIVE MAINTENANCE	7,387.00	8,000.00	8,000.00	4,145.98	96.25	8,000.00
459-315 MAINTENANCE NON-MOTIVE	69,182.53	39,000.00	39,000.00	65,618.12	327.72	80,000.00
459-317 TECHNOLOGY HARDWARE	421.10	950.00	950.00	59.99	0.00	950.00
459-318 TECHNOLOGY SOFTWARE	774.94	1,150.00	1,150.00	600.00	0.00	600.00
459-322 RENTALS	2,590.00	2,000.00	2,000.00	780.00	0.00	2,000.00
459-334 MEDICAL	2,189.06	1,000.00	1,000.00	1,128.95	3,365.25	1,000.00
459-341 COMMUNICATIONS	1,141.05	2,676.00	2,676.00	0.00	5,879.26	1,380.00
459-347 NATURAL GAS	12,421.75	21,000.00	21,000.00	14,064.37	6,281.44	21,000.00
459-348 ELECTRICITY	54,157.82	59,000.00	59,000.00	48,123.23	57,884.92	59,000.00
459-362 UNIFORMS	972.76	900.00	900.00	845.00	804.33	900.00
459-363 TRAVEL & TRAINING	209.48	2,000.00	2,000.00	480.87	3,275.79	2,000.00
459-364 DUES & MEMBERSHIPS	165.00	250.00	250.00	0.00	0.00	250.00
459-387 PROJECTS/EVENTS	7,829.68	14,100.00	14,100.00	11,639.30	0.00	14,100.00
459-388 PCARD PURCHASES	0.00	6,000.00	6,000.00	0.00	0.00	6,000.00
459-391 CONCESSIONS	0.00	0.00	0.00	0.00	14,145.18	0.00
TOTAL 300 OTHER SERVICES & CHAR	190,084.45	192,026.00	192,026.00	180,246.50	92,135.45	231,180.00

PROPOSED BUDGET WORKSHEET

AS OF: MAY 30TH, 2025

11 -GENERAL FUND

59 SPORTS & RECREATION

DEPARTMENT EXPENDITURES

DEPARTMENT EXPENDITURES	PRIOR YEAR	CURRENT YEAR			PROJECTED BALANCE	PROPOSED BUDGET
	ACTUAL 2023-2024	ORIGINAL BUDGET	AMENDED BUDGET	Y-T-D ACTUAL		
<u>400 CAPITAL OUTLAY</u>						
TOTAL						
TOTAL 59 SPORTS & RECREATION	670,525.67	727,014.00	727,014.00	613,839.45	286,992.72	780,693.00

PROPOSED BUDGET WORKSHEET

AS OF: MAY 30TH, 2025

11 -GENERAL FUND

60 CONSTRUCTION

DEPARTMENT EXPENDITURES

	PRIOR YEAR	----- CURRENT YEAR -----			PROJECTED BALANCE	PROPOSED BUDGET
	ACTUAL 2023-2024	ORIGINAL BUDGET	AMENDED BUDGET	Y-T-D ACTUAL		
<u>100 PERSONAL SERVICES</u>						
460-101 SALARIES	70,651.72	79,303.00	79,303.00	66,585.38	87,334.45	84,582.00
460-102 STANDBY	0.00	500.00	500.00	0.00	306.23	0.00
460-103 SICK LEAVE BUY BACK	0.00	0.00	0.00	0.00	0.00	15.00
460-108 OVERTIME	0.00	2,000.00	2,000.00	0.00	2,900.33	0.00
460-111 CITY'S SHARE FICA	5,543.03	6,736.00	6,736.00	4,931.98	6,992.84	6,910.00
460-112 WORKMEN'S COMPENSATION	4,062.28	5,309.00	5,309.00	3,484.60	4,433.59	5,446.00
460-113 HEALTH INSURANCE	12,773.07	15,102.00	15,102.00	17,942.06	20,593.66	21,668.00
460-114 CITY RETIREMENT	6,094.70	7,044.00	7,044.00	5,559.25	7,603.34	7,226.00
460-118 LONGEVITY	5,110.00	5,325.00	5,325.00	2,520.00	3,371.74	5,320.00
460-120 EMPLOYEE FOOTWEAR	0.00	0.00	0.00	0.00	0.00	260.00
460-123 UNEMPLOYMENT	0.00	500.00	500.00	0.00	0.00	903.00
460-161 CELL PHONE STIPEND	420.00	420.00	420.00	385.00	0.00	420.00
460-163 SEVERANCE PAY	0.00	420.00	420.00	0.00	0.00	0.00
TOTAL 100 PERSONAL SERVICES	104,654.80	122,659.00	122,659.00	101,408.27	133,536.18	132,750.00
<u>200 MATERIAL &amp; SUPPLIES</u>						
460-201 EXPENDABLE TOOLS	1,190.24	900.00	900.00	344.47	819.96	900.00
460-203 OFFICE SUPPLIES	36.21	100.00	100.00	36.17	14.76	100.00
460-204 PETROLEUM	2,383.74	3,500.00	3,500.00	2,017.42	4,387.50	3,500.00
460-206 SAFETY EQUIPMENT	140.94	400.00	400.00	93.58	666.34	400.00
460-214 MATERIALS AND SUPPLIES	1,350.65	3,000.00	3,000.00	339.09	1,199.14	3,500.00
TOTAL 200 MATERIAL & SUPPLIES	5,101.78	7,900.00	7,900.00	2,830.73	7,087.70	8,400.00
<u>300 OTHER SERVICES &amp; CHAR</u>						
460-311 CONTRACTUAL	66.33	0.00	0.00	0.00	0.00	0.00
460-314 MOTIVE MAINTENANCE	2,644.90	3,500.00	3,500.00	3,142.71	2,706.16	4,000.00
460-315 MAINTENANCE NON-MOTIVE	625.00	600.00	600.00	0.00	0.00	600.00
460-317 TECHNOLOGY HARDWARE	0.00	100.00	100.00	0.00	0.00	100.00
460-318 TECHNOLOGY SOFTWARE	150.00	150.00	150.00	150.00	0.00	150.00
460-322 RENTALS	0.00	200.00	200.00	0.00	0.00	200.00
460-334 MEDICAL	241.66	150.00	150.00	218.40	0.00	200.00
460-341 COMMUNICATIONS	0.00	432.00	432.00	0.00	0.00	0.00
460-362 UNIFORMS	631.20	300.00	300.00	317.46	1,694.62	300.00
460-363 TRAVEL & TRAINING	173.79	200.00	200.00	14.15	73.12	200.00
460-364 DUES & MEMBERSHIPS	184.00	0.00	0.00	0.00	464.79	0.00
460-388 PCARD PURCHASES	0.00	1,250.00	1,250.00	0.00	0.00	1,250.00
TOTAL 300 OTHER SERVICES & CHAR	4,716.88	6,882.00	6,882.00	3,842.72	4,938.69	7,000.00

PROPOSED BUDGET WORKSHEET

AS OF: MAY 30TH, 2025

11 -GENERAL FUND

60 CONSTRUCTION

DEPARTMENT EXPENDITURES

PRIOR YEAR

CURRENT YEAR

ACTUAL

ORIGINAL

AMENDED

Y-T-D

PROJECTED

PROPOSED

2023-2024

BUDGET

BUDGET

ACTUAL

BALANCE

BUDGET

400 CAPITAL OUTLAY

TOTAL

TOTAL 60 CONSTRUCTION

114,473.46

137,441.00

137,441.00

108,081.72

145,562.57

148,150.00

=====

=====

=====

=====

=====

=====

PROPOSED BUDGET WORKSHEET

AS OF: MAY 30TH, 2025

11 -GENERAL FUND

62 PARK

DEPARTMENT EXPENDITURES

	PRIOR YEAR ACTUAL 2023-2024	CURRENT YEAR			PROJECTED BALANCE	PROPOSED BUDGET
		ORIGINAL BUDGET	AMENDED BUDGET	Y-T-D ACTUAL		
<u>100 PERSONAL SERVICES</u>						
462-101 SALARIES	215,170.60	238,623.00	238,623.00	207,738.16	162,857.03	244,309.00
462-102 STANDBY	825.96	750.00	750.00	530.34	685.68	1,462.00
462-103 SICK LEAVE BUY BACK	0.00	0.00	0.00	0.00	0.00	1,166.00
462-106 PART-TIME	16,399.77	12,325.00	12,325.00	14,312.72	12,268.62	36,792.00
462-108 OVERTIME	4,371.27	6,500.00	6,500.00	2,396.12	5,390.26	3,002.00
462-109 EDUCATION/CDL INCENTIVE	900.00	900.00	900.00	825.00	850.02	0.00
462-111 CITY'S SHARE FICA	17,567.91	20,548.00	20,548.00	16,528.41	13,735.99	22,365.00
462-112 WORKMEN'S COMPENSATION	11,783.44	16,197.00	16,197.00	10,631.70	8,489.54	17,629.00
462-113 HEALTH INSURANCE	63,326.31	59,833.00	59,833.00	67,552.35	53,471.98	51,489.00
462-114 CITY RETIREMENT	18,502.91	21,488.00	21,488.00	17,504.98	13,933.68	23,388.00
462-118 LONGEVITY	6,620.00	7,571.00	7,571.00	3,550.00	2,110.88	5,530.00
462-120 EMPLOYEE FOOTWEAR	433.12	430.00	430.00	433.12	0.00	0.00
462-123 UNEMPLOYMENT	0.00	500.00	500.00	0.00	0.00	2,924.00
462-161 CELL PHONE STIPEND	1,260.00	1,260.00	1,260.00	1,155.00	0.00	1,260.00
462-163 SEVERANCE PAY	0.00	2,336.00	2,336.00	0.00	0.00	0.00
TOTAL 100 PERSONAL SERVICES	357,161.29	389,261.00	389,261.00	343,157.90	273,793.68	411,316.00
<u>200 MATERIAL &amp; SUPPLIES</u>						
462-201 EXPENDABLE TOOLS	2,651.03	3,500.00	3,500.00	2,944.48	505.11	3,500.00
462-202 JANITORIAL SUPPLIES	3,294.83	3,200.00	3,200.00	2,953.93	1,652.13	3,200.00
462-203 OFFICE SUPPLIES	495.31	2,000.00	2,000.00	1,420.27	594.07	750.00
462-204 PETROLEUM	10,247.06	9,000.00	9,000.00	7,082.06	9,501.00	9,000.00
462-205 CHEMICALS/FERTILIZERS	11,886.88	14,000.00	14,000.00	11,397.86	862.50	15,000.00
462-206 SAFETY EQUIPMENT	3,051.79	2,700.00	2,700.00	2,927.50	1,779.63	3,000.00
462-209 OTHER OPERATING SUPPLIES	0.00	0.00	0.00	0.00	209.04	0.00
462-213 POOL OPERATING SUPPLIES	81,582.79	108,850.00	108,850.00	102,295.64	0.00	96,000.00
462-214 MATERIALS AND SUPPLIES	22,206.79	31,000.00	31,000.00	23,061.20	5,872.15	31,000.00
TOTAL 200 MATERIAL & SUPPLIES	135,416.48	174,250.00	174,250.00	154,082.94	20,975.63	161,450.00
<u>300 OTHER SERVICES &amp; CHAR</u>						
462-311 CONTRACTUAL	64,453.06	70,000.00	70,000.00	55,503.52	82.50	75,000.00
462-314 MOTIVE MAINTENANCE	5,317.91	5,500.00	5,500.00	6,088.22	588.67	5,500.00
462-315 MAINTENANCE NON-MOTIVE	48,347.83	91,000.00	91,000.00	75,888.04	8,904.51	58,000.00
462-317 TECHNOLOGY HARDWARE	336.85	350.00	350.00	151.68	0.00	350.00
462-318 TECHNOLOGY SOFTWARE	251.99	252.00	252.00	251.99	0.00	539.00
462-322 RENTALS	2,196.00	3,000.00	3,000.00	1,950.60	0.00	3,000.00
462-334 MEDICAL	444.85	500.00	500.00	456.49	485.25	500.00
462-341 COMMUNICATIONS	1,343.50	2,192.00	2,192.00	1,013.07	9,604.51	1,760.00
462-347 NATURAL GAS	5,727.08	7,500.00	7,500.00	5,657.25	10,418.44	7,000.00
462-348 ELECTRICITY	48,286.15	54,000.00	54,000.00	42,047.78	10,236.09	50,000.00
462-349 LAKE SERVICES	7,400.00	12,000.00	12,000.00	8,268.75	0.00	12,000.00
462-362 UNIFORMS	503.16	600.00	600.00	646.00	3,775.27	600.00
462-363 TRAVEL & TRAINING	1,609.79	1,500.00	1,500.00	1,053.18	83.11	2,000.00
462-364 DUES & MEMBERSHIPS	46.00	350.00	350.00	123.00	326.79	200.00
462-388 PCARD PURCHASES	0.00	4,750.00	4,750.00	0.00	0.00	4,750.00

PROPOSED BUDGET WORKSHEET

AS OF: MAY 30TH, 2025

11 -GENERAL FUND

62 PARK

DEPARTMENT EXPENDITURES

DEPARTMENT EXPENDITURES	PRIOR YEAR	----- CURRENT YEAR -----			PROJECTED BALANCE	PROPOSED BUDGET
	ACTUAL 2023-2024	ORIGINAL BUDGET	AMENDED BUDGET	Y-T-D ACTUAL		
TOTAL 300 OTHER SERVICES & CHAR	186,264.17	253,494.00	253,494.00	199,099.57	44,505.14	221,199.00
<u>400 CAPITAL OUTLAY</u>						
TOTAL						
TOTAL 62 PARK	678,841.94	817,005.00	817,005.00	696,340.41	339,274.45	793,965.00

PROPOSED BUDGET WORKSHEET

AS OF: MAY 30TH, 2025

11 -GENERAL FUND

63 CEMETERY

DEPARTMENT EXPENDITURES

	PRIOR YEAR	CURRENT YEAR			PROJECTED	PROPOSED			
		ACTUAL	ORIGINAL	AMENDED			Y-T-D	BALANCE	BUDGET
		2023-2024	BUDGET	BUDGET			ACTUAL		
<u>100 PERSONAL SERVICES</u>									
463-101 SALARIES	75,833.62	77,529.00	77,529.00	70,903.74	47,063.90	82,083.00			
463-102 STANDBY	3,465.20	2,000.00	2,000.00	2,545.12	1,476.27	1,224.00			
463-103 SICK LEAVE BUY BACK	0.00	0.00	0.00	0.00	0.00	1,191.00			
463-106 PART-TIME	10,134.00	27,868.00	27,868.00	12,819.40	0.00	18,096.00			
463-108 OVERTIME	1,350.53	2,000.00	2,000.00	2,439.73	1,618.18	1,397.00			
463-109 EDUCATION/CDL INCENTIVE	0.00	0.00	0.00	0.00	566.68	0.00			
463-111 CITY'S SHARE FICA	6,468.15	8,588.00	8,588.00	6,196.80	3,995.02	8,003.00			
463-112 WORKMEN'S COMPENSATION	4,426.36	6,770.00	6,770.00	4,443.60	2,656.82	6,308.00			
463-113 HEALTH INSURANCE	16,053.92	20,949.00	20,949.00	19,455.75	9,781.80	21,668.00			
463-114 CITY RETIREMENT	6,407.57	8,981.00	8,981.00	5,951.72	4,306.25	8,369.00			
463-118 LONGEVITY	910.00	1,196.00	1,196.00	550.00	2,819.23	1,390.00			
463-120 EMPLOYEE FOOTWEAR	162.42	162.00	162.00	162.42	0.00	0.00			
463-123 UNEMPLOYMENT	0.00	500.00	500.00	692.00	0.00	1,046.00			
463-161 CELL PHONE STIPEND	420.00	420.00	420.00	385.00	0.00	420.00			
463-163 SEVERANCE PAY	0.00	1,173.00	1,173.00	0.00	0.00	0.00			
TOTAL 100 PERSONAL SERVICES	125,631.77	158,136.00	158,136.00	126,545.28	74,284.15	151,195.00			
<u>200 MATERIAL &amp; SUPPLIES</u>									
463-201 EXPENDABLE TOOLS	779.99	700.00	700.00	897.30	460.71	700.00			
463-202 JANITORIAL SUPPLIES	1,103.72	1,200.00	1,200.00	1,052.88	343.47	1,200.00			
463-203 OFFICE SUPPLIES	385.57	400.00	400.00	361.56	221.98	400.00			
463-204 PETROLEUM	5,086.05	5,200.00	5,200.00	4,762.53	4,011.00	5,500.00			
463-205 CHEMICALS/FERTILIZERS	5,320.85	17,000.00	17,000.00	5,964.96	15,647.34	19,000.00			
463-206 SAFETY EQUIPMENT	1,434.56	1,600.00	1,600.00	1,552.87	605.35	1,600.00			
463-214 MATERIALS AND SUPPLIES	4,629.36	5,800.00	5,800.00	7,817.27	2,127.06	5,000.00			
TOTAL 200 MATERIAL & SUPPLIES	18,740.10	31,900.00	31,900.00	22,409.37	23,416.91	33,400.00			
<u>300 OTHER SERVICES &amp; CHAR</u>									
463-311 CONTRACTUAL	17,750.00	20,000.00	20,000.00	7,700.00	75.31	24,000.00			
463-314 MOTIVE MAINTENANCE	2,356.65	4,000.00	4,000.00	2,022.45	1,754.79	3,000.00			
463-315 MAINTENANCE NON-MOTIVE	6,438.83	54,200.00	54,200.00	30,657.75	0.00	9,000.00			
463-317 TECHNOLOGY HARDWARE	313.54	350.00	350.00	196.28	0.00	350.00			
463-318 TECHNOLOGY SOFTWARE	390.00	390.00	390.00	633.39	0.00	1,925.00			
463-322 RENTALS	0.00	3,500.00	3,500.00	2,490.00	0.00	3,500.00			
463-334 MEDICAL	321.66	300.00	300.00	0.00	0.00	300.00			
463-341 COMMUNICATIONS	1,104.08	1,090.00	1,090.00	1,113.06	971.47	1,090.00			
463-347 NATURAL GAS	1,300.58	2,400.00	2,400.00	1,129.60	1,543.86	2,000.00			
463-348 ELECTRICITY	2,670.46	3,200.00	3,200.00	2,352.53	2,108.43	3,000.00			
463-362 UNIFORMS	281.38	200.00	200.00	217.00	1,302.60	250.00			
463-363 TRAVEL & TRAINING	598.58	700.00	700.00	171.87	0.00	1,500.00			
463-364 DUES & MEMBERSHIPS	0.00	150.00	150.00	0.00	50.79	150.00			
463-388 PCARD PURCHASES	0.00	750.00	750.00	0.00	0.00	750.00			
TOTAL 300 OTHER SERVICES & CHAR	33,525.76	91,230.00	91,230.00	48,683.93	7,807.25	50,815.00			

PROPOSED BUDGET WORKSHEET

AS OF: MAY 30TH, 2025

11 -GENERAL FUND

63 CEMETERY

DEPARTMENT EXPENDITURES

DEPARTMENT EXPENDITURES	PRIOR YEAR	----- CURRENT YEAR -----			PROJECTED BALANCE	PROPOSED BUDGET
	ACTUAL	ORIGINAL	AMENDED	Y-T-D		
	2023-2024	BUDGET	BUDGET	ACTUAL		
400 CAPITAL OUTLAY						
TOTAL						
TOTAL 63 CEMETERY	177,897.63	281,266.00	281,266.00	197,638.58	105,508.31	235,410.00

PROPOSED BUDGET WORKSHEET

AS OF: MAY 30TH, 2025

11 -GENERAL FUND

64 STREET

DEPARTMENT EXPENDITURES

	PRIOR YEAR	CURRENT YEAR			PROJECTED	PROPOSED
		ACTUAL 2023-2024	ORIGINAL BUDGET	AMENDED BUDGET		
<u>100 PERSONAL SERVICES</u>						
464-101 SALARIES	318,817.84	331,272.00	331,272.00	293,377.82	374,785.44	341,235.00
464-102 STANDBY	812.74	6,000.00	6,000.00	596.16	5,351.75	373.00
464-103 SICK LEAVE BUY BACK	565.29	1,080.00	1,080.00	0.00	0.00	6,068.00
464-106 PART-TIME	0.00	12,960.00	12,960.00	113.16	9,459.66	0.00
464-108 OVERTIME	545.79	4,000.00	4,000.00	736.24	6,697.01	1,031.00
464-109 EDUCATION/CDL INCENTIVE	2,625.00	2,700.00	2,700.00	2,475.00	1,912.54	0.00
464-111 CITY'S SHARE FICA	24,392.07	28,469.00	28,469.00	22,254.33	30,913.75	27,187.00
464-112 WORKMEN'S COMPENSATION	17,101.48	22,440.00	22,440.00	14,728.80	19,024.92	21,430.00
464-113 HEALTH INSURANCE	63,503.63	67,373.00	67,373.00	58,623.48	89,861.30	61,767.00
464-114 CITY RETIREMENT	26,876.21	29,772.00	29,772.00	24,347.49	32,387.20	28,431.00
464-118 LONGEVITY	11,590.00	12,698.00	12,698.00	6,280.00	13,855.32	11,910.00
464-120 EMPLOYEE FOOTWEAR	433.12	379.00	379.00	433.12	0.00	0.00
464-123 UNEMPLOYMENT	0.00	500.00	500.00	1,635.00	0.00	3,554.00
464-161 CELL PHONE STIPEND	840.00	840.00	840.00	770.00	0.00	840.00
464-163 SEVERANCE PAY	0.00	3,635.00	3,635.00	0.00	0.00	0.00
TOTAL 100 PERSONAL SERVICES	468,103.17	524,118.00	524,118.00	426,370.60	584,248.89	503,826.00
<u>200 MATERIAL &amp; SUPPLIES</u>						
464-201 EXPENDABLE TOOLS	4,744.23	6,000.00	6,000.00	2,289.92	10,568.82	6,000.00
464-202 JANITORIAL SUPPLIES	603.64	2,700.00	2,700.00	202.63	0.00	2,500.00
464-203 OFFICE SUPPLIES	137.27	1,000.00	1,000.00	333.51	308.94	1,000.00
464-204 PETROLEUM	31,370.87	35,000.00	35,000.00	21,239.00	35,383.50	35,000.00
464-205 CHEMICALS/FERTILIZERS	2,227.51	3,500.00	3,500.00	2,954.43	0.00	3,500.00
464-206 SAFETY EQUIPMENT	1,673.57	3,500.00	3,500.00	2,029.35	2,970.31	3,500.00
464-209 OTHER OPERATING SUPPLIES	0.00	0.00	0.00	0.00	644.10	0.00
464-210 WILLIAM S KEY-EQUIP/REPAIRS	0.00	0.00	0.00	0.00	8,040.03	0.00
464-214 MATERIALS AND SUPPLIES	87,895.96	115,000.00	115,000.00	89,690.19	71,858.74	120,000.00
TOTAL 200 MATERIAL & SUPPLIES	128,653.05	166,700.00	166,700.00	118,739.03	129,774.44	171,500.00
<u>300 OTHER SERVICES &amp; CHAR</u>						
464-311 CONTRACTUAL	33,444.25	50,000.00	50,000.00	23,210.00	0.00	55,000.00
464-314 MOTIVE MAINTENANCE	27,414.83	40,000.00	40,000.00	27,351.86	73,442.46	45,000.00
464-315 MAINTENANCE NON-MOTIVE	33,838.41	45,000.00	45,000.00	29,631.32	15,000.21	50,000.00
464-317 TECHNOLOGY HARDWARE	0.00	100.00	100.00	164.99	0.00	100.00
464-318 TECHNOLOGY SOFTWARE	410.00	260.00	260.00	425.00	0.00	260.00
464-322 RENTALS	260.00	5,000.00	5,000.00	182.00	45.00	5,000.00
464-334 MEDICAL	80.00	250.00	250.00	269.33	155.25	250.00
464-341 COMMUNICATIONS	1,021.50	982.00	982.00	827.91	2,469.15	561.00
464-362 UNIFORMS	243.00	1,000.00	1,000.00	292.00	7,837.87	1,000.00
464-363 TRAVEL & TRAINING	18.48	3,000.00	3,000.00	137.43	292.75	3,000.00
464-364 DUES & MEMBERSHIPS	150.00	300.00	300.00	50.00	125.80	300.00
464-388 PCARD PURCHASES	0.00	4,050.00	4,050.00	0.00	0.00	4,050.00
TOTAL 300 OTHER SERVICES & CHAR	96,880.47	149,942.00	149,942.00	82,541.84	99,368.49	164,521.00



PROPOSED BUDGET WORKSHEET

AS OF: MAY 30TH, 2025

11 -GENERAL FUND

67 BUILDING MAINTENANCE

DEPARTMENT EXPENDITURES

	PRIOR YEAR	CURRENT YEAR			PROJECTED	PROPOSED			
		ACTUAL	ORIGINAL	AMENDED			Y-T-D	BALANCE	BUDGET
		2023-2024	BUDGET	BUDGET			ACTUAL		
<u>100 PERSONAL SERVICES</u>									
467-101 SALARIES	264,142.76	294,109.00	294,109.00	282,919.38	168,608.36	306,306.00			
467-102 STANDBY	2,658.80	2,500.00	2,500.00	2,243.12	1,951.64	1,383.00			
467-103 SICK LEAVE BUY BACK	840.42	948.00	948.00	0.00	0.00	3,736.00			
467-106 PART-TIME	7,420.24	8,000.00	8,000.00	8,772.81	8,896.87	18,096.00			
467-108 OVERTIME	4,341.04	2,000.00	2,000.00	4,222.73	1,445.34	4,416.00			
467-111 CITY'S SHARE FICA	20,573.52	24,426.00	24,426.00	21,129.71	13,374.12	25,914.00			
467-112 WORKMEN'S COMPENSATION	14,100.28	19,254.00	19,254.00	12,637.60	8,820.60	20,427.00			
467-113 HEALTH INSURANCE	58,039.26	59,194.00	59,194.00	79,270.55	60,344.32	72,029.00			
467-114 CITY RETIREMENT	22,342.47	25,544.00	25,544.00	23,484.54	14,090.07	27,100.00			
467-118 LONGEVITY	6,410.00	7,790.00	7,790.00	3,690.00	1,062.52	8,130.00			
467-120 EMPLOYEE FOOTWEAR	433.12	487.00	487.00	378.98	0.00	0.00			
467-123 UNEMPLOYMENT	0.00	500.00	500.00	0.00	2,753.82	3,388.00			
467-161 CELL PHONE STIPEND	840.00	840.00	840.00	385.00	0.00	420.00			
467-163 SEVERANCE PAY	0.00	3,451.00	3,451.00	0.00	0.00	0.00			
TOTAL 100 PERSONAL SERVICES	402,141.91	449,043.00	449,043.00	439,134.42	281,347.66	491,345.00			
<u>200 MATERIAL &amp; SUPPLIES</u>									
467-201 EXPENDABLE TOOLS	2,438.81	3,000.00	3,000.00	2,741.16	2,832.48	3,000.00			
467-202 JANITORIAL SUPPLIES	7,637.58	10,000.00	10,000.00	5,551.87	7,037.29	7,000.00			
467-203 OFFICE SUPPLIES	659.40	650.00	650.00	675.74	121.12	1,000.00			
467-204 PETROLEUM	6,522.20	7,000.00	7,000.00	6,018.83	4,626.00	8,000.00			
467-205 CHEMICALS/FERTILIZERS	663.54	1,800.00	1,800.00	2,117.88	708.85	2,500.00			
467-206 SAFETY EQUIPMENT	686.71	1,350.00	1,350.00	693.38	804.27	1,500.00			
467-209 OTHER OPERATING SUPPLIES	0.00	0.00	0.00	0.00	4,682.26	0.00			
467-214 MATERIALS AND SUPPLIES	22,651.89	30,000.00	30,000.00	20,178.31	23,887.14	30,000.00			
TOTAL 200 MATERIAL & SUPPLIES	41,260.13	53,800.00	53,800.00	37,977.17	44,699.41	53,000.00			
<u>300 OTHER SERVICES &amp; CHAR</u>									
467-311 CONTRACTUAL	66.34	1,150.00	1,150.00	0.00	0.00	1,000.00			
467-314 MOTIVE MAINTENANCE	5,321.78	2,750.00	2,750.00	1,217.59	123.13	2,750.00			
467-315 MAINTENANCE NON-MOTIVE	5,411.06	50,000.00	50,000.00	41,551.09	16,618.26	50,000.00			
467-317 TECHNOLOGY HARDWARE	208.87	250.00	250.00	14.88	0.00	250.00			
467-318 TECHNOLOGY SOFTWARE	300.00	300.00	300.00	150.00	0.00	300.00			
467-334 MEDICAL	349.49	300.00	300.00	582.66	482.25	300.00			
467-341 COMMUNICATIONS	0.00	432.00	432.00	0.00	3,308.67	0.00			
467-347 NATURAL GAS	848.29	3,000.00	3,000.00	1,189.14	698.64	1,500.00			
467-362 UNIFORMS	611.32	700.00	700.00	503.00	3,575.80	700.00			
467-363 TRAVEL & TRAINING	1,102.41	600.00	600.00	1,265.99	534.37	1,500.00			
467-364 DUES & MEMBERSHIPS	46.00	800.00	800.00	50.00	0.00	800.00			
467-388 PCARD PURCHASES	0.00	4,900.00	4,900.00	0.00	0.00	4,900.00			
TOTAL 300 OTHER SERVICES & CHAR	14,265.56	65,182.00	65,182.00	46,524.35	25,341.12	64,000.00			

PROPOSED BUDGET WORKSHEET

AS OF: MAY 30TH, 2025

11 -GENERAL FUND

67 BUILDING MAINTENANCE

DEPARTMENT EXPENDITURES

DEPARTMENT EXPENDITURES	PRIOR YEAR	----- CURRENT YEAR -----			PROJECTED BALANCE	PROPOSED BUDGET
	ACTUAL 2023-2024	ORIGINAL BUDGET	AMENDED BUDGET	Y-T-D ACTUAL		
<u>400 CAPITAL OUTLAY</u>						
467-401 CAPITAL OUTLAY	0.00	0.00	0.00	0.00	2,566.68	0.00
TOTAL 400 CAPITAL OUTLAY	0.00	0.00	0.00	0.00	2,566.68	0.00
<hr/>						
TOTAL 67 BUILDING MAINTENANCE	457,667.60	568,025.00	568,025.00	523,635.94	353,954.87	608,345.00

PROPOSED BUDGET WORKSHEET

AS OF: MAY 30TH, 2025

11 -GENERAL FUND

68 FLEET MANAGEMENT

DEPARTMENT EXPENDITURES

	PRIOR YEAR ACTUAL 2023-2024	CURRENT YEAR			PROJECTED BALANCE	PROPOSED BUDGET
		ORIGINAL BUDGET	AMENDED BUDGET	Y-T-D ACTUAL		
<u>100 PERSONAL SERVICES</u>						
468-101 SALARIES	139,160.21	147,487.00	147,487.00	130,347.80	85,152.96	152,096.00
468-103 SICK LEAVE BUY BACK	1,114.08	1,250.00	1,250.00	0.00	0.00	1,738.00
468-108 OVERTIME	0.00	2,500.00	2,500.00	0.00	1,464.44	0.00
468-111 CITY'S SHARE FICA	10,358.26	11,897.00	11,897.00	9,500.20	6,333.37	11,924.00
468-112 WORKMEN'S COMPENSATION	6,975.76	9,377.00	9,377.00	6,154.70	4,452.74	9,399.00
468-113 HEALTH INSURANCE	21,967.08	34,950.00	34,950.00	23,103.60	27,417.76	24,287.00
468-114 CITY RETIREMENT	11,447.10	12,441.00	12,441.00	10,570.59	7,311.27	12,469.00
468-118 LONGEVITY	2,390.00	2,985.00	2,985.00	1,400.00	2,819.23	3,350.00
468-120 EMPLOYEE FOOTWEAR	216.56	217.00	217.00	216.56	0.00	0.00
468-123 UNEMPLOYMENT	0.00	500.00	500.00	0.00	0.00	1,559.00
468-161 CELL PHONE STIPEND	420.00	420.00	420.00	385.00	0.00	420.00
468-163 SEVERANCE PAY	0.00	790.00	790.00	0.00	0.00	0.00
TOTAL 100 PERSONAL SERVICES	194,049.05	224,814.00	224,814.00	181,678.45	134,951.77	217,242.00
<u>200 MATERIAL &amp; SUPPLIES</u>						
468-201 EXPENDABLE TOOLS	1,170.95	1,700.00	1,700.00	702.76	2,064.30	2,000.00
468-203 OFFICE SUPPLIES	146.95	250.00	250.00	172.59	937.27	250.00
468-204 PETROLEUM	20,235.30	18,000.00	18,000.00	14,189.75	19,976.38	18,000.00
468-206 SAFETY EQUIPMENT	909.24	1,000.00	1,000.00	276.29	555.21	1,000.00
468-214 MATERIALS AND SUPPLIES	11,744.51	7,000.00	7,000.00	6,955.72	1,624.56	7,250.00
TOTAL 200 MATERIAL & SUPPLIES	34,206.95	27,950.00	27,950.00	22,297.11	25,157.72	28,500.00
<u>300 OTHER SERVICES &amp; CHAR</u>						
468-311 CONTRACTUAL	166.75	1,000.00	1,000.00	1,536.00	1,999.53	1,000.00
468-314 MOTIVE MAINTENANCE	2,741.25	4,000.00	4,000.00	2,316.02	4,010.80	4,000.00
468-315 MAINTENANCE NON-MOTIVE	2,974.20	2,500.00	2,500.00	2,165.00	0.00	2,600.00
468-317 TECHNOLOGY HARDWARE	0.00	100.00	100.00	148.00	0.00	100.00
468-318 TECHNOLOGY SOFTWARE	4,581.00	2,750.00	2,750.00	3,934.00	0.00	2,750.00
468-334 MEDICAL	117.08	150.00	150.00	0.00	0.00	150.00
468-341 COMMUNICATIONS	229.12	432.00	432.00	155.36	553.78	0.00
468-362 UNIFORMS	376.00	400.00	400.00	0.00	2,357.29	400.00
468-363 TRAVEL & TRAINING	63.14	500.00	500.00	157.38	39.37	500.00
468-364 DUES & MEMBERSHIPS	138.00	0.00	0.00	0.00	0.00	0.00
468-388 PCARD PURCHASES	0.00	14,000.00	14,000.00	0.00	0.00	14,000.00
TOTAL 300 OTHER SERVICES & CHAR	11,386.54	25,832.00	25,832.00	10,411.76	8,960.77	25,500.00
TOTAL 68 FLEET MANAGEMENT	239,642.54	278,596.00	278,596.00	214,387.32	169,070.26	271,242.00

PROPOSED BUDGET WORKSHEET

AS OF: MAY 30TH, 2025

11 -GENERAL FUND

71 POLICE ADMINISTRATION

DEPARTMENT EXPENDITURES

	PRIOR YEAR ACTUAL 2023-2024	CURRENT YEAR			PROJECTED BALANCE	PROPOSED BUDGET
		ORIGINAL BUDGET	AMENDED BUDGET	Y-T-D ACTUAL		
<u>100 PERSONAL SERVICES</u>						
471-101 SALARIES	181,475.29	189,323.00	189,323.00	168,354.23	85,730.46	195,351.00
471-102 STANDBY	871.92	0.00	0.00	1,396.08	0.00	931.00
471-103 SICK LEAVE BUY BACK	786.29	1,114.00	1,114.00	0.00	0.00	2,107.00
471-106 PART-TIME	155.70	0.00	0.00	0.00	0.00	0.00
471-108 OVERTIME	796.44	0.00	0.00	677.55	0.00	888.00
471-109 EDUCATION/CDL INCENTIVE	1,200.00	0.00	0.00	600.00	0.00	1,200.00
471-111 CITY'S SHARE FICA	14,454.62	15,551.00	15,551.00	13,120.23	6,910.62	16,319.00
471-112 WORKMEN'S COMPENSATION	9,292.72	12,258.00	12,258.00	8,045.70	4,389.84	12,863.00
471-113 HEALTH INSURANCE	37,053.36	36,783.00	36,783.00	38,707.44	14,558.77	38,811.00
471-114 CITY RETIREMENT	3,125.64	16,263.00	16,263.00	2,817.49	7,406.60	17,066.00
471-116 POLICE PENSION PLAN	19,697.39	7,500.00	7,500.00	18,045.53	0.00	0.00
471-118 LONGEVITY	7,040.00	7,696.00	7,696.00	3,680.00	2,720.06	7,760.00
471-119 HOLIDAY PAY IN LIEU	3,487.68	0.00	0.00	3,642.24	0.00	3,723.00
471-120 EMPLOYEE FOOTWEAR	54.14	54.00	54.00	54.14	0.00	0.00
471-123 UNEMPLOYMENT	0.00	500.00	500.00	0.00	0.00	2,133.00
471-161 CELL PHONE STIPEND	420.00	420.00	420.00	385.00	0.00	420.00
471-162 CLOTHING ALLOWANCE	3,050.00	0.00	0.00	2,900.00	3,754.25	3,050.00
471-163 SEVERANCE PAY	0.00	4,653.00	4,653.00	0.00	0.00	0.00
TOTAL 100 PERSONAL SERVICES	282,961.19	292,115.00	292,115.00	262,425.63	125,470.60	302,622.00
<u>200 MATERIAL &amp; SUPPLIES</u>						
471-201 EXPENDABLE TOOLS	37.99	250.00	250.00	21.69	0.00	300.00
471-202 JANITORIAL SUPPLIES	1,936.92	2,500.00	2,500.00	1,762.50	4,560.72	2,500.00
471-203 OFFICE SUPPLIES	734.19	1,150.00	1,150.00	1,239.73	760.57	1,150.00
471-204 PETROLEUM	1,597.21	2,000.00	2,000.00	2,046.79	0.00	2,000.00
471-206 SAFETY EQUIPMENT	0.00	500.00	500.00	0.00	0.00	500.00
471-209 OTHER OPERATING SUPPLIES	0.00	0.00	0.00	0.00	291.49	0.00
471-214 MATERIALS AND SUPPLIES	973.07	250.00	250.00	1,635.72	0.00	250.00
471-242 POSTAGE	328.17	200.00	200.00	349.51	0.00	220.00
TOTAL 200 MATERIAL & SUPPLIES	5,607.55	6,850.00	6,850.00	7,055.94	5,612.78	6,920.00
<u>300 OTHER SERVICES &amp; CHAR</u>						
471-311 CONTRACTUAL	719.50	250.00	250.00	334.00	2,266.35	250.00
471-314 MOTIVE MAINTENANCE	5.27	1,000.00	1,000.00	75.98	131.32	1,000.00
471-315 MAINTENANCE NON-MOTIVE	103.06	1,000.00	1,000.00	275.10	0.00	1,000.00
471-317 TECHNOLOGY HARDWARE	280.42	400.00	400.00	397.93	0.00	400.00
471-318 TECHNOLOGY SOFTWARE	300.00	420.00	420.00	450.00	0.00	420.00
471-334 MEDICAL	0.00	150.00	150.00	0.00	0.00	150.00
471-341 COMMUNICATIONS	857.39	1,491.00	1,491.00	1,038.68	1,524.57	622.00
471-344 ADVERTISING-PRINTING	2,506.33	2,000.00	2,000.00	0.00	0.00	2,000.00
471-347 NATURAL GAS	5,887.48	7,500.00	7,500.00	6,560.73	7,424.58	7,500.00
471-348 ELECTRICITY	12,410.89	16,000.00	16,000.00	10,004.22	23,017.54	16,000.00
471-363 TRAVEL & TRAINING	1,760.52	3,000.00	3,000.00	555.52	2,773.03	3,000.00
471-364 DUES & MEMBERSHIPS	940.00	500.00	500.00	670.00	408.00	505.00
471-388 PCARD PURCHASES	0.00	2,000.00	2,000.00	0.00	0.00	2,000.00

C I T Y O F W O O D W A R D

PROPOSED BUDGET WORKSHEET

AS OF: MAY 30TH, 2025

11 -GENERAL FUND

71 POLICE ADMINISTRATION

DEPARTMENT EXPENDITURES

DEPARTMENT EXPENDITURES	PRIOR YEAR	----- CURRENT YEAR -----			PROJECTED BALANCE	PROPOSED BUDGET
	ACTUAL 2023-2024	ORIGINAL BUDGET	AMENDED BUDGET	Y-T-D ACTUAL		
TOTAL 300 OTHER SERVICES & CHAR	25,770.86	35,711.00	35,711.00	20,362.16	37,545.39	34,847.00
TOTAL 71 POLICE ADMINISTRATION	314,339.60	334,676.00	334,676.00	289,843.73	168,628.77	344,389.00

PROPOSED BUDGET WORKSHEET

AS OF: MAY 30TH, 2025

11 -GENERAL FUND

72 DISPATCH

DEPARTMENT EXPENDITURES

	PRIOR YEAR	CURRENT YEAR			PROJECTED	PROPOSED
	ACTUAL 2023-2024	ORIGINAL BUDGET	AMENDED BUDGET	Y-T-D ACTUAL		
<u>100 PERSONAL SERVICES</u>						
472-101 SALARIES	200,489.88	211,519.00	211,519.00	183,622.16	127,306.41	240,175.00
472-102 STANDBY	1,497.00	988.00	988.00	1,817.84	0.00	1,066.00
472-103 SICK LEAVE BUY BACK	0.00	0.00	0.00	0.00	0.00	3,198.00
472-108 OVERTIME	12,255.08	10,000.00	10,000.00	21,124.07	2,744.53	20,070.00
472-111 CITY'S SHARE FICA	15,628.60	17,529.00	17,529.00	15,072.84	9,832.19	20,331.00
472-112 WORKMEN'S COMPENSATION	10,756.84	13,817.00	13,817.00	9,069.00	6,263.17	16,026.00
472-113 HEALTH INSURANCE	38,129.54	58,478.00	58,478.00	34,554.33	22,336.23	54,951.00
472-114 CITY RETIREMENT	17,443.51	18,331.00	18,331.00	16,693.53	10,442.80	21,262.00
472-118 LONGEVITY	3,380.00	3,687.00	3,687.00	1,720.00	481.67	4,040.00
472-120 EMPLOYEE FOOTWEAR	324.84	325.00	325.00	324.84	0.00	0.00
472-123 UNEMPLOYMENT	132.04	500.00	500.00	0.00	0.00	2,658.00
472-161 CELL PHONE STIPEND	420.00	0.00	0.00	385.00	0.00	420.00
472-163 SEVERANCE PAY	0.00	2,446.00	2,446.00	0.00	0.00	0.00
TOTAL 100 PERSONAL SERVICES	300,457.33	337,620.00	337,620.00	284,383.61	179,407.00	384,197.00
<u>200 MATERIAL &amp; SUPPLIES</u>						
472-202 JANITORIAL SUPPLIES	0.00	0.00	0.00	453.04	0.00	500.00
472-203 OFFICE SUPPLIES	784.05	750.00	750.00	342.53	773.55	500.00
472-204 PETROLEUM	0.00	100.00	100.00	0.00	0.00	100.00
472-209 OTHER OPERATING SUPPLIES	0.00	0.00	0.00	0.00	258.60	0.00
472-214 MATERIALS AND SUPPLIES	2,466.54	2,500.00	2,500.00	3,306.89	0.00	2,500.00
TOTAL 200 MATERIAL & SUPPLIES	3,250.59	3,350.00	3,350.00	4,102.46	1,032.15	3,600.00
<u>300 OTHER SERVICES &amp; CHAR</u>						
472-311 CONTRACTUAL	34,099.53	35,000.00	35,000.00	35,652.87	0.00	35,000.00
472-315 MAINTENANCE NON-MOTIVE	381.28	1,000.00	1,000.00	903.16	0.00	1,000.00
472-317 TECHNOLOGY HARDWARE	48.00	1,350.00	1,350.00	166.21	0.00	1,350.00
472-318 TECHNOLOGY SOFTWARE	1,200.00	720.00	720.00	1,000.64	0.00	540.00
472-322 RENTALS	0.00	0.00	0.00	0.00	4,200.00	0.00
472-334 MEDICAL	159.75	230.00	230.00	162.83	163.50	230.00
472-341 COMMUNICATIONS	6,493.87	5,300.00	5,300.00	5,738.03	1,038.34	6,666.00
472-362 UNIFORMS	0.00	0.00	0.00	0.00	538.50	0.00
472-363 TRAVEL & TRAINING	6,009.04	6,500.00	6,500.00	2,688.75	128.80	6,500.00
472-388 PCARD PURCHASES	0.00	750.00	750.00	0.00	0.00	750.00
TOTAL 300 OTHER SERVICES & CHAR	48,391.47	50,850.00	50,850.00	46,312.49	6,069.14	52,036.00
<u>400 CAPITAL OUTLAY</u>						
472-401 CAPITAL OUTLAY	37,654.18	0.00	0.00	829.16	0.00	0.00
TOTAL 400 CAPITAL OUTLAY	37,654.18	0.00	0.00	829.16	0.00	0.00
TOTAL 72 DISPATCH	389,753.57	391,820.00	391,820.00	335,627.72	186,508.29	439,833.00

PROPOSED BUDGET WORKSHEET

AS OF: MAY 30TH, 2025

11 -GENERAL FUND

73 TRAFFIC AND PATROL

DEPARTMENT EXPENDITURES

	PRIOR YEAR	----- CURRENT YEAR -----			PROJECTED	PROPOSED
		ACTUAL	ORIGINAL	AMENDED		
	2023-2024	BUDGET	BUDGET	ACTUAL		
<u>100 PERSONAL SERVICES</u>						
473-101 SALARIES	919,744.46	1,050,198.00	1,050,198.00	823,591.23	775,231.14	1,032,265.00
473-102 STANDBY	0.00	3,500.00	3,500.00	0.00	1,805.56	0.00
473-103 SICK LEAVE BUY BACK	2,381.66	3,929.00	3,929.00	0.00	0.00	75,727.00
473-106 PART TIME-SHIFT DIFFERENTIAL	0.00	5,100.00	5,100.00	1,383.74	0.00	0.00
473-107 GRANT OVERTIME	0.00	1,000.00	1,000.00	0.00	847.46	0.00
473-108 OVERTIME	25,487.10	15,000.00	15,000.00	30,057.12	23,999.88	31,848.00
473-109 EDUCATION/CDL INCENTIVE	7,150.00	7,200.00	7,200.00	5,725.00	0.00	4,800.00
473-111 CITY'S SHARE FICA	75,366.29	96,883.00	96,883.00	67,738.98	64,163.78	87,634.00
473-112 WORKMEN'S COMPENSATION	58,414.13	76,367.00	76,367.00	50,124.50	44,143.35	69,076.00
473-113 HEALTH INSURANCE	284,237.45	284,625.00	284,625.00	298,035.69	180,922.49	352,597.00
473-116 POLICE PENSION PLAN	121,771.70	162,688.00	162,688.00	108,758.04	101,803.32	160,375.00
473-118 LONGEVITY	16,570.00	19,530.00	19,530.00	8,280.00	14,436.17	19,070.00
473-119 HOLIDAY PAY IN LIEU	50,822.48	56,549.00	56,549.00	47,695.20	56,141.55	52,804.00
473-123 UNEMPLOYMENT	0.00	500.00	500.00	0.00	12,159.35	11,455.00
473-126 RESERVE PAY	0.00	15,000.00	15,000.00	0.00	26,894.63	0.00
473-127 SRO STIPEND	0.00	0.00	0.00	25.00	0.00	0.00
473-162 CLOTHING ALLOWANCE	4,500.00	5,000.00	5,000.00	4,250.00	5,666.80	4,750.00
473-163 SEVERANCE PAY	0.00	91,140.00	91,140.00	0.00	0.00	0.00
TOTAL 100 PERSONAL SERVICES	1,566,445.27	1,894,209.00	1,894,209.00	1,445,664.50	1,308,215.48	1,902,401.00
<u>200 MATERIAL &amp; SUPPLIES</u>						
473-201 EXPENDABLE TOOLS	2,971.36	2,500.00	2,500.00	3,742.21	575.19	3,000.00
473-203 OFFICE SUPPLIES	2,936.28	1,000.00	1,000.00	1,142.03	1,970.25	1,000.00
473-204 PETROLEUM	56,773.94	70,000.00	70,000.00	44,447.61	48,909.00	70,000.00
473-206 SAFETY EQUIPMENT	2,009.56	5,000.00	5,000.00	0.00	0.00	5,000.00
473-209 OTHER OPERATING SUPPLIES	0.00	0.00	0.00	0.00	248.49	0.00
473-214 MATERIALS AND SUPPLIES	1,022.44	3,500.00	3,500.00	1,046.51	0.00	3,500.00
TOTAL 200 MATERIAL & SUPPLIES	65,713.58	82,000.00	82,000.00	50,378.36	51,702.93	82,500.00
<u>300 OTHER SERVICES &amp; CHAR</u>						
473-310 POLICE K-9 UNIT	0.00	2,000.00	2,000.00	0.00	3,029.55	2,000.00
473-311 CONTRACTUAL	2,477.80	2,700.00	2,700.00	2,465.12	0.00	2,700.00
473-312 POLICE HONOR GUARD	0.00	2,000.00	2,000.00	0.00	0.00	2,000.00
473-314 MOTIVE MAINTENANCE	34,440.40	30,000.00	30,000.00	42,352.75	12,885.19	30,000.00
473-315 MAINTENANCE NON-MOTIVE	337.74	2,000.00	2,000.00	629.97	23,624.95	2,000.00
473-317 TECHNOLOGY HARDWARE	921.87	5,200.00	5,200.00	1,248.23	0.00	5,200.00
473-318 TECHNOLOGY SOFTWARE	36,685.19	36,110.00	36,110.00	47,038.34	0.00	35,522.00
473-322 RENTALS	0.00	0.00	0.00	0.00	2,833.50	0.00
473-334 MEDICAL	1,040.50	2,000.00	2,000.00	1,920.00	1,892.62	2,000.00
473-341 COMMUNICATIONS	21,359.74	21,024.00	21,024.00	21,192.60	3,167.82	18,000.00
473-362 UNIFORMS	6,141.36	10,000.00	10,000.00	5,289.13	14,508.25	10,000.00
473-363 TRAVEL & TRAINING	12,262.85	15,000.00	15,000.00	15,148.96	10,122.46	15,000.00
473-364 DUES & MEMBERSHIPS	150.00	400.00	400.00	150.00	495.00	400.00
473-388 PCARD PURCHASES	0.00	3,850.00	3,850.00	0.00	0.00	3,850.00
TOTAL 300 OTHER SERVICES & CHAR	115,817.45	132,284.00	132,284.00	137,435.10	72,559.34	128,672.00



PROPOSED BUDGET WORKSHEET

AS OF: MAY 30TH, 2025

11 -GENERAL FUND

74 DETECTIVES

DEPARTMENT EXPENDITURES

	PRIOR YEAR ACTUAL 2023-2024	CURRENT YEAR			PROJECTED BALANCE	PROPOSED BUDGET
		ORIGINAL BUDGET	AMENDED BUDGET	Y-T-D ACTUAL		
<u>100 PERSONAL SERVICES</u>						
474-101 SALARIES	112,173.60	119,006.00	119,006.00	103,953.31	125,111.61	122,482.00
474-102 STANDBY	1,228.08	2,500.00	2,500.00	1,225.70	2,374.64	218.00
474-103 SICK LEAVE BUY BACK	723.90	865.00	865.00	0.00	0.00	26,306.00
474-106 Part Time	0.00	19,001.00	19,001.00	0.00	0.00	0.00
474-107 CALL BACK	0.00	250.00	250.00	0.00	0.00	0.00
474-108 OVERTIME	2,053.33	5,000.00	5,000.00	1,238.50	3,886.07	1,211.00
474-109 EDUCATION/CDL INCENTIVE	1,200.00	1,200.00	1,200.00	600.00	0.00	1,200.00
474-111 CITY'S SHARE FICA	9,525.20	14,085.00	14,085.00	8,688.90	10,794.20	10,461.00
474-112 WORKMEN'S COMPENSATION	9,427.36	11,103.00	11,103.00	7,287.60	7,558.37	8,246.00
474-113 HEALTH INSURANCE	30,756.12	45,716.00	45,716.00	32,304.48	33,892.67	34,552.00
474-116 POLICE PENSION PLAN	15,202.51	23,936.00	23,936.00	13,915.03	17,149.12	19,144.00
474-118 LONGEVITY	2,340.00	2,709.00	2,709.00	1,260.00	3,102.57	2,820.00
474-119 HOLIDAY PAY IN LIEU	5,972.96	6,408.00	6,408.00	6,175.68	9,019.95	6,311.00
474-123 UNEMPLOYMENT	0.00	500.00	500.00	0.00	0.00	1,367.00
474-162 CLOTHING ALLOWANCE	2,500.00	2,500.00	2,500.00	2,500.00	4,037.59	2,500.00
474-163 SEVERANCE PAY	0.00	25,382.00	25,382.00	0.00	0.00	0.00
TOTAL 100 PERSONAL SERVICES	193,103.06	280,161.00	280,161.00	179,149.20	216,926.79	236,818.00
<u>200 MATERIAL &amp; SUPPLIES</u>						
474-201 EXPENDABLE TOOLS	114.25	1,000.00	1,000.00	0.00	0.00	1,000.00
474-203 OFFICE SUPPLIES	1,291.17	600.00	600.00	334.55	154.93	600.00
474-204 PETROLEUM	2,290.65	2,500.00	2,500.00	1,290.43	0.00	2,500.00
474-206 SAFETY EQUIPMENT	0.00	400.00	400.00	0.00	0.00	400.00
474-209 OTHER OPERATING SUPPLIES	0.00	0.00	0.00	0.00	1,196.73	0.00
474-214 MATERIALS AND SUPPLIES	83.16	900.00	900.00	33.92	0.00	900.00
TOTAL 200 MATERIAL & SUPPLIES	3,779.23	5,400.00	5,400.00	1,658.90	1,351.66	5,400.00
<u>300 OTHER SERVICES &amp; CHAR</u>						
474-311 CONTRACTUAL	101.50	100.00	100.00	0.00	75.31	100.00
474-314 MOTIVE MAINTENANCE	30.98	1,000.00	1,000.00	2,560.79	900.31	1,000.00
474-315 MAINTENANCE NON-MOTIVE	0.00	800.00	800.00	0.00	0.00	800.00
474-317 TECHNOLOGY HARDWARE	1,079.36	1,320.00	1,320.00	481.29	0.00	1,320.00
474-318 TECHNOLOGY SOFTWARE	18,665.99	23,810.00	23,810.00	21,063.42	0.00	22,584.00
474-334 MEDICAL	0.00	230.00	230.00	0.00	0.00	230.00
474-341 COMMUNICATIONS	2,151.87	3,186.00	3,186.00	2,188.06	4,728.31	1,858.00
474-363 TRAVEL & TRAINING	4,715.36	5,000.00	5,000.00	8,636.50	19.54	5,000.00
474-364 DUES & MEMBERSHIPS	340.00	250.00	250.00	505.00	90.00	400.00
474-388 PCARD PURCHASES	0.00	1,000.00	1,000.00	0.00	0.00	1,000.00
TOTAL 300 OTHER SERVICES & CHAR	27,085.06	36,696.00	36,696.00	35,435.06	5,813.47	34,292.00



PROPOSED BUDGET WORKSHEET

AS OF: MAY 30TH, 2025

11 --GENERAL FUND  
76 ANIMAL CONTROL

DEPARTMENT EXPENDITURES

	PRIOR YEAR ACTUAL 2023-2024	----- CURRENT YEAR -----			PROJECTED BALANCE	PROPOSED BUDGET
		ORIGINAL BUDGET	AMENDED BUDGET	Y-T-D ACTUAL		
<b>100 PERSONAL SERVICES</b>						
476-101 SALARIES	117,059.56	123,086.00	123,086.00	107,984.18	94,232.43	130,929.00
476-102 STANDBY	3,609.04	750.00	750.00	3,665.22	791.77	3,046.00
476-103 SICK LEAVE BUY BACK	0.00	0.00	0.00	0.00	0.00	6,264.00
476-106 PART-TIME	0.00	18,820.00	18,820.00	12,795.00	0.00	18,096.00
476-108 OVERTIME	1,511.44	1,500.00	1,500.00	2,712.26	229.02	2,197.00
476-111 CITY'S SHARE FICA	8,452.29	11,481.00	11,481.00	8,971.95	7,220.63	11,912.00
476-112 WORKMEN'S COMPENSATION	5,817.76	9,050.00	9,050.00	5,940.10	4,984.51	9,389.00
476-113 HEALTH INSURANCE	41,253.27	43,897.00	43,897.00	40,007.60	24,730.15	44,674.00
476-114 CITY RETIREMENT	9,855.96	12,007.00	12,007.00	9,188.95	7,841.22	13,594.00
476-118 LONGEVITY	1,020.00	1,186.00	1,186.00	500.00	1,572.53	1,440.00
476-120 EMPLOYEE FOOTWEAR	162.42	162.00	162.00	108.28	0.00	0.00
476-123 UNEMPLOYMENT	0.00	500.00	500.00	0.00	0.00	1,557.00
476-163 SEVERANCE PAY	0.00	4,243.00	4,243.00	0.00	0.00	0.00
TOTAL 100 PERSONAL SERVICES	188,741.74	226,682.00	226,682.00	191,873.54	141,602.26	243,098.00
<b>200 MATERIAL &amp; SUPPLIES</b>						
476-201 EXPENDABLE TOOLS	373.65	1,500.00	1,500.00	1,313.43	1,859.47	1,500.00
476-202 JANITORIAL SUPPLIES	0.00	2,500.00	2,500.00	0.00	0.00	2,500.00
476-203 OFFICE SUPPLIES	1,107.71	500.00	500.00	636.28	36.97	600.00
476-204 PETROLEUM	4,513.90	5,000.00	5,000.00	3,381.45	3,649.50	5,000.00
476-205 CHEMICALS/FERTILIZERS	774.08	0.00	0.00	814.76	3,454.39	0.00
476-206 SAFETY EQUIPMENT	1,131.15	3,200.00	3,200.00	380.23	450.00	0.00
476-209 OTHER OPERATING SUPPLIES	0.00	0.00	0.00	0.00	2,441.07	0.00
476-214 MATERIALS AND SUPPLIES	12,451.55	6,500.00	6,500.00	11,564.60	0.00	6,500.00
TOTAL 200 MATERIAL & SUPPLIES	20,352.04	19,200.00	19,200.00	18,090.75	11,891.40	16,100.00
<b>300 OTHER SERVICES &amp; CHAR</b>						
476-311 CONTRACTUAL	9,677.66	800.00	800.00	12,186.50	0.00	2,500.00
476-314 MOTIVE MAINTENANCE	1,621.98	3,500.00	3,500.00	1,699.91	1,809.73	3,500.00
476-315 MAINTENANCE NON-MOTIVE	690.92	1,000.00	1,000.00	8,216.99	0.00	1,500.00
476-317 TECHNOLOGY HARDWARE	357.87	300.00	300.00	58.40	0.00	300.00
476-318 TECHNOLOGY SOFTWARE	450.00	1,360.00	1,360.00	600.00	0.00	1,110.00
476-334 MEDICAL	120.83	300.00	300.00	885.91	0.00	0.00
476-341 COMMUNICATIONS	2,547.62	2,932.00	2,932.00	1,816.04	1,603.93	1,522.00
476-347 NATURAL GAS	13,377.38	20,000.00	20,000.00	15,528.97	5,095.83	20,000.00
476-348 ELECTRICITY	4,069.60	5,200.00	5,200.00	2,538.84	0.00	4,500.00
476-362 UNIFORMS	314.74	1,000.00	1,000.00	757.33	450.00	1,000.00
476-363 TRAVEL & TRAINING	470.93	1,500.00	1,500.00	1,970.22	1,467.93	4,000.00
476-364 DUES & MEMBERSHIPS	42.75	400.00	400.00	42.75	0.00	400.00
476-365 Meals/Lodging/Misc	57.03	150.00	150.00	0.00	0.00	200.00
476-388 PCARD PURCHASES	0.00	750.00	750.00	0.00	0.00	750.00
TOTAL 300 OTHER SERVICES & CHAR	33,799.31	39,192.00	39,192.00	46,301.86	10,427.42	41,282.00

PROPOSED BUDGET WORKSHEET

AS OF: MAY 30TH, 2025

11 -GENERAL FUND

76 ANIMAL CONTROL

DEPARTMENT EXPENDITURES

DEPARTMENT EXPENDITURES	PRIOR YEAR	CURRENT YEAR			PROJECTED BALANCE	PROPOSED BUDGET
	ACTUAL 2023-2024	ORIGINAL BUDGET	AMENDED BUDGET	Y-T-D ACTUAL		
<u>400 CAPITAL OUTLAY</u>						
TOTAL						
TOTAL 76 ANIMAL CONTROL	242,893.09	285,074.00	285,074.00	256,266.15	163,921.08	300,480.00

CITY OF WOODWARD  
 PROPOSED BUDGET WORKSHEET  
 AS OF: MAY 30TH, 2025

11 -GENERAL FUND  
 77 COUNTY E911

DEPARTMENT EXPENDITURES	PRIOR YEAR	CURRENT YEAR			PROJECTED BALANCE	PROPOSED BUDGET
	ACTUAL 2023-2024	ORIGINAL BUDGET	AMENDED BUDGET	Y-T-D ACTUAL		
<u>100 PERSONAL SERVICES</u>						
477-101 SALARIES	175,668.64	183,597.00	183,597.00	149,084.42	204,137.36	216,225.00
477-102 STANDBY	2,012.40	1,721.00	1,721.00	1,096.36	0.00	0.00
477-103 SICK LEAVE BUY BACK	968.60	1,110.00	1,110.00	0.00	0.00	1,206.00
477-106 PART TIME	7,026.28	0.00	0.00	0.00	0.00	0.00
477-108 OVERTIME	16,730.22	10,000.00	10,000.00	16,945.55	6,337.63	0.00
477-111 CITY'S SHARE FICA	14,905.13	15,786.00	15,786.00	12,428.93	14,890.32	16,705.00
477-112 WORKMEN'S COMPENSATION	10,240.84	12,443.00	12,443.00	8,167.10	10,201.48	13,167.00
477-113 HEALTH INSURANCE	34,085.04	37,599.00	37,599.00	28,226.79	46,017.41	47,125.00
477-114 CITY RETIREMENT	15,896.68	16,509.00	16,509.00	13,465.21	17,021.50	17,469.00
477-118 LONGEVITY	2,080.00	8,226.00	8,226.00	1,190.00	1,685.87	2,140.00
477-120 EMPLOYEE FOOTWEAR	270.70	217.00	217.00	216.56	0.00	0.00
477-123 UNEMPLOYMENT	0.00	500.00	500.00	0.00	0.00	2,184.00
477-163 SEVERANCE PAY	0.00	1,204.00	1,204.00	0.00	0.00	0.00
TOTAL 100 PERSONAL SERVICES	279,884.53	288,912.00	288,912.00	230,820.92	300,291.57	316,221.00
<u>200 MATERIAL &amp; SUPPLIES</u>						
477-201 EXPENDABLE TOOLS	0.00	0.00	0.00	0.00	917.89	0.00
477-203 OFFICE SUPPLIES	336.14	500.00	500.00	297.91	0.00	500.00
477-204 PETROLEUM	1,158.86	1,500.00	1,500.00	704.60	1,699.50	1,500.00
477-209 OTHER OPERATING SUPPLIES	0.00	0.00	0.00	0.00	28.47	0.00
477-214 MATERIALS AND SUPPLIES	2,174.58	2,500.00	2,500.00	2,332.26	0.00	2,500.00
TOTAL 200 MATERIAL & SUPPLIES	3,669.58	4,500.00	4,500.00	3,334.77	2,645.86	4,500.00
<u>300 OTHER SERVICES &amp; CHAR</u>						
477-311 CONTRACTUAL	61,570.59	80,000.00	80,000.00	65,778.41	57,014.46	80,000.00
477-314 MOTIVE MAINTENANCE	18.00	750.00	750.00	58.00	308.17	750.00
477-315 MAINTENANCE NON-MOTIVE	1,383.20	1,500.00	1,500.00	0.00	40.50	1,500.00
477-317 TECHNOLOGY HARDWARE	0.00	400.00	400.00	0.00	0.00	400.00
477-318 TECHNOLOGY SOFTWARE	1,785.00	648.00	648.00	610.00	0.00	508.00
477-334 MEDICAL	27.25	230.00	230.00	257.50	0.00	230.00
477-341 COMMUNICATIONS	796.64	1,974.00	1,974.00	1,044.09	2,502.06	1,134.00
477-363 TRAVEL & TRAINING	5,515.27	6,500.00	6,500.00	3,506.97	1,975.90	6,500.00
477-364 DUES & MEMBERSHIPS	910.00	1,300.00	1,300.00	1,249.00	483.00	1,300.00
477-388 PCARD PURCHASES	0.00	800.00	800.00	0.00	0.00	800.00
TOTAL 300 OTHER SERVICES & CHAR	72,005.95	94,102.00	94,102.00	72,503.97	62,324.09	93,122.00
<u>400 CAPITAL OUTLAY</u>						
477-401 CAPITAL OUTLAY	0.00	5,000.00	5,000.00	78,009.44	482.00	50,000.00
477-402 CAPITAL OUTLAY (TECHNOLOGY)	1,037.22	6,302.00	6,302.00	2,341.40	0.00	1,200.00
TOTAL 400 CAPITAL OUTLAY	1,037.22	11,302.00	11,302.00	80,350.84	482.00	51,200.00
TOTAL 77 COUNTY E911	356,597.28	398,816.00	398,816.00	387,010.50	365,743.52	465,043.00

PROPOSED BUDGET WORKSHEET

AS OF: MAY 30TH, 2025

11 -GENERAL FUND

81 FIRE ADMINISTRATION

DEPARTMENT EXPENDITURES

	PRIOR YEAR	----- CURRENT YEAR -----				PROJECTED	PROPOSED		
		ACTUAL	ORIGINAL	AMENDED	Y-T-D			BALANCE	BUDGET
		2023-2024	BUDGET	BUDGET	ACTUAL				
<u>100 PERSONAL SERVICES</u>									
481-101 SALARIES	210,290.20	237,108.00	237,108.00	207,005.10	162,462.16	247,433.00			
481-103 SICK LEAVE BUY BACK	0.00	0.00	0.00	0.00	0.00	4,622.00			
481-107 CALL BACK	0.00	0.00	0.00	0.00	239.02	0.00			
481-108 OVERTIME	299.28	1,000.00	1,000.00	975.94	358.70	746.00			
481-109 EDUCATION/CDL INCENTIVE	600.00	600.00	600.00	300.00	0.00	600.00			
481-111 CITY'S SHARE FICA	4,647.24	19,039.00	19,039.00	4,682.80	3,207.36	19,745.00			
481-112 WORKMEN'S COMPENSATION	12,054.28	15,007.00	15,007.00	9,850.00	7,988.82	15,563.00			
481-113 HEALTH INSURANCE	48,719.16	61,081.00	61,081.00	51,190.63	39,649.32	54,776.00			
481-114 CITY RETIREMENT	2,798.34	4,534.00	4,534.00	2,808.79	2,326.30	0.00			
481-117 FIREMAN PENSION PLAN	25,420.81	27,235.00	27,235.00	24,676.40	18,184.80	33,632.00			
481-118 LONGEVITY	3,760.00	4,389.00	4,389.00	2,040.00	5,383.46	4,700.00			
481-120 EMPLOYEE FOOTWEAR	54.14	54.00	54.00	54.14	0.00	0.00			
481-123 UNEMPLOYMENT	0.00	500.00	500.00	0.00	0.00	2,581.00			
481-124 EMT/HAZMAT PAY	1,825.00	1,500.00	1,500.00	2,475.00	0.00	2,700.00			
481-161 CELL PHONE STIPEND	490.00	840.00	840.00	770.00	0.00	840.00			
481-162 CLOTHING ALLOWANCE	1,080.00	0.00	0.00	990.00	2,295.05	1,080.00			
481-163 SEVERANCE PAY	0.00	5,874.00	5,874.00	0.00	0.00	0.00			
TOTAL 100 PERSONAL SERVICES	312,038.45	378,761.00	378,761.00	307,818.80	242,094.99	389,018.00			
<u>200 MATERIAL &amp; SUPPLIES</u>									
481-202 JANITORIAL SUPPLIES	1,169.92	3,000.00	3,000.00	124.54	384.30	3,000.00			
481-203 OFFICE SUPPLIES	390.61	700.00	700.00	485.78	894.52	700.00			
481-204 PETROLEUM	2,649.58	4,000.00	4,000.00	1,460.81	0.00	4,000.00			
481-206 SAFETY EQUIPMENT	0.00	500.00	500.00	207.06	0.00	500.00			
481-209 OTHER OPERATING SUPPLIES	0.00	0.00	0.00	0.00	397.41	0.00			
481-212 REFERENCE MATERIAL	0.00	1,000.00	1,000.00	0.00	0.00	1,000.00			
481-214 MATERIALS AND SUPPLIES	1,214.14	750.00	750.00	352.92	0.00	750.00			
TOTAL 200 MATERIAL & SUPPLIES	5,424.25	9,950.00	9,950.00	2,631.11	1,676.23	9,950.00			
<u>300 OTHER SERVICES &amp; CHAR</u>									
481-311 CONTRACTUAL	449.40	500.00	500.00	420.50	169.68	500.00			
481-314 MOTIVE MAINTENANCE	9,351.66	1,000.00	1,000.00	1,810.25	1,045.71	1,000.00			
481-315 MAINTENANCE NON-MOTIVE	0.00	500.00	500.00	0.00	239.95	500.00			
481-317 TECHNOLOGY HARDWARE	687.65	600.00	600.00	748.98	0.00	600.00			
481-318 TECHNOLOGY SOFTWARE	699.99	1,540.00	1,540.00	4,068.98	0.00	1,040.00			
481-334 MEDICAL	117.08	250.00	250.00	101.50	0.00	250.00			
481-341 COMMUNICATIONS	4,032.15	5,269.00	5,269.00	3,037.40	3,492.31	3,541.00			
481-344 ADVERTISING-PRINTING	81.58	500.00	500.00	87.07	0.00	500.00			
481-347 NATURAL GAS	8,977.78	12,000.00	12,000.00	8,065.80	2,487.85	10,000.00			
481-348 ELECTRICITY	33,126.01	36,000.00	36,000.00	30,794.96	5,063.92	35,000.00			
481-362 UNIFORMS	140.50	1,500.00	1,500.00	88.44	1,340.94	3,500.00			
481-363 TRAVEL & TRAINING	7,100.40	5,000.00	5,000.00	2,741.03	2,827.78	5,000.00			
481-364 DUES & MEMBERSHIPS	214.00	500.00	500.00	178.72	4,623.00	500.00			
481-388 PCARD PURCHASES	0.00	3,250.00	3,250.00	0.00	0.00	3,250.00			
481-390 SAFETY COMMITTEE	0.00	2,000.00	2,000.00	0.00	0.00	0.00			

PROPOSED BUDGET WORKSHEET

AS OF: MAY 30TH, 2025

11 -GENERAL FUND

81 FIRE ADMINISTRATION

DEPARTMENT EXPENDITURES

DEPARTMENT EXPENDITURES	PRIOR YEAR	CURRENT YEAR			PROJECTED BALANCE	PROPOSED BUDGET
	ACTUAL 2023-2024	ORIGINAL BUDGET	AMENDED BUDGET	Y-T-D ACTUAL		
TOTAL 300 OTHER SERVICES & CHAR	64,978.20	70,409.00	70,409.00	52,143.63	21,291.14	65,181.00
TOTAL 81 FIRE ADMINISTRATION	382,440.90	459,120.00	459,120.00	362,593.54	265,062.36	464,149.00

PROPOSED BUDGET WORKSHEET

AS OF: MAY 30TH, 2025

11 -GENERAL FUND

82 FIRE OPERATIONS

DEPARTMENT EXPENDITURES

	PRIOR YEAR ACTUAL 2023-2024	----- CURRENT YEAR -----			PROJECTED BALANCE	PROPOSED BUDGET
		ORIGINAL	AMENDED	Y-T-D		
		BUDGET	BUDGET	ACTUAL		
<u>100 PERSONAL SERVICES</u>						
482-101 SALARIES	897,798.78	1,033,207.00	1,033,207.00	871,083.27	596,023.59	1,107,222.00
482-103 SICK LEAVE BUY BACK	16,257.24	16,923.00	16,923.00	804.07	0.00	38,645.00
482-106 PART-TIME	16,344.26	18,000.00	18,000.00	10,540.00	9,010.21	0.00
482-107 CALL BACK	0.00	15,000.00	15,000.00	0.00	6,122.36	0.00
482-108 OVERTIME	142,355.86	129,218.00	129,218.00	97,088.78	52,333.47	107,885.00
482-109 EDUCATION/CDL INCENTIVE	3,000.00	3,600.00	3,600.00	1,500.00	0.00	3,000.00
482-111 CITY'S SHARE FICA	17,890.09	20,391.00	20,391.00	16,130.10	9,932.35	109,286.00
482-112 WORKMEN'S COMPENSATION	59,934.78	84,799.00	84,799.00	55,659.00	36,318.63	86,143.00
482-113 HEALTH INSURANCE	355,148.09	327,887.00	327,887.00	348,898.38	177,597.82	435,048.00
482-117 FIREMAN PENSION PLAN	167,690.95	201,524.00	201,524.00	149,193.42	94,914.47	200,000.00
482-118 LONGEVITY	27,030.00	29,530.00	29,530.00	14,500.00	11,404.43	28,570.00
482-119 HOLIDAY PAY IN LIEU	112,309.34	119,216.00	119,216.00	61,117.68	50,983.17	120,752.00
482-123 UNEMPLOYMENT	0.00	500.00	500.00	0.00	0.00	14,286.00
482-124 EMT/HAZMAT PAY	33,900.00	27,300.00	27,300.00	45,375.00	19,656.71	56,100.00
482-161 CELL PHONE STIPEND	5,020.00	5,880.00	5,880.00	4,620.00	0.00	5,040.00
482-162 CLOTHING ALLOWANCE	0.00	0.00	0.00	0.00	13,387.81	0.00
482-163 SEVERANCE PAY	0.00	44,684.00	44,684.00	0.00	0.00	0.00
TOTAL 100 PERSONAL SERVICES	1,854,679.39	2,077,659.00	2,077,659.00	1,676,509.70	1,077,685.02	2,311,977.00
<u>200 MATERIAL &amp; SUPPLIES</u>						
482-201 EXPENDABLE TOOLS	0.00	500.00	500.00	0.00	91.96	500.00
482-202 JANITORIAL SUPPLIES	448.13	750.00	750.00	0.00	0.00	750.00
482-203 OFFICE SUPPLIES	0.00	0.00	0.00	0.00	0.00	100.00
482-204 PETROLEUM	12,982.63	18,000.00	18,000.00	5,082.80	13,359.00	10,000.00
482-206 SAFETY EQUIPMENT	2,806.98	4,000.00	4,000.00	6,744.54	2,821.54	5,000.00
482-209 OTHER OPERATING SUPPLIES	0.00	0.00	0.00	0.00	9,439.12	0.00
482-211 FIREWORKS	0.00	0.00	0.00	0.00	15,000.00	0.00
482-212 REFERENCE MATERIALS	0.00	1,000.00	1,000.00	0.00	0.00	1,000.00
482-214 MATERIALS AND SUPPLIES	12,400.04	13,000.00	13,000.00	11,768.24	2,289.24	13,000.00
TOTAL 200 MATERIAL & SUPPLIES	28,637.78	37,250.00	37,250.00	23,595.58	43,000.86	30,350.00
<u>300 OTHER SERVICES &amp; CHAR</u>						
482-311 CONTRACTUAL	27,325.73	18,000.00	18,000.00	15,358.06	1,169.91	12,000.00
482-314 MOTIVE MAINTENANCE	13,619.15	16,000.00	16,000.00	16,247.85	11,961.03	12,000.00
482-315 MAINTENANCE NON-MOTIVE	9,899.40	6,500.00	6,500.00	29,794.66	7,711.75	20,000.00
482-317 TECHNOLOGY HARDWARE	87.70	300.00	300.00	79.99	0.00	300.00
482-318 TECHNOLOGY SOFTWARE	6,446.02	1,978.00	1,978.00	3,842.98	0.00	12,420.00
482-334 MEDICAL	3,585.35	3,000.00	3,000.00	2,030.03	1,293.97	3,000.00
482-341 COMMUNICATIONS	3,435.49	6,773.00	6,773.00	2,953.33	0.00	2,885.00
482-362 UNIFORMS	4,645.84	6,000.00	6,000.00	2,730.42	5,860.81	9,000.00
482-363 TRAVEL & TRAINING	16,478.16	20,000.00	20,000.00	18,270.39	652.44	25,000.00
482-364 DUES AND MEMBERSHIPS	7,926.67	4,000.00	4,000.00	4,192.89	0.00	6,000.00
482-388 PCARD PURCHASES	0.00	3,850.00	3,850.00	0.00	0.00	3,850.00
TOTAL 300 OTHER SERVICES & CHAR	93,449.51	86,401.00	86,401.00	95,500.60	28,649.91	106,455.00



PROPOSED BUDGET WORKSHEET

AS OF: MAY 30TH, 2025

11 -GENERAL FUND

83 EMERGENCY MANAGEMENT

DEPARTMENT EXPENDITURES

	PRIOR YEAR	----- CURRENT YEAR -----			PROJECTED	PROPOSED
	ACTUAL 2023-2024	ORIGINAL BUDGET	AMENDED BUDGET	Y-T-D ACTUAL		
<u>100 PERSONAL SERVICES</u>						
483-101 SALARIES	98,160.42	102,254.00	102,254.00	90,314.68	45,023.85	118,274.00
483-102 STANDBY	0.00	0.00	0.00	0.00	125.06	0.00
483-103 SICK LEAVE BUY BACK	1,481.82	1,740.00	1,740.00	0.00	0.00	3,136.00
483-106 PART-TIME	0.00	5,000.00	5,000.00	0.00	0.00	0.00
483-108 OVERTIME	0.00	0.00	0.00	0.00	9,363.74	0.00
483-111 CITY'S SHARE FICA	7,292.86	8,532.00	8,532.00	6,598.90	4,331.63	9,438.00
483-112 WORKMEN'S COMPENSATION	5,068.36	6,725.00	6,725.00	4,414.00	2,779.11	7,439.00
483-113 HEALTH INSURANCE	27,028.68	27,029.00	27,029.00	28,577.04	12,139.07	30,825.00
483-114 CITY RETIREMENT	8,307.63	8,923.00	8,923.00	7,403.49	0.00	17,272.00
483-116 POLICE PENSION	0.00	0.00	0.00	0.00	6,068.32	0.00
483-118 LONGEVITY	4,200.00	2,039.00	2,039.00	2,160.00	1,105.02	4,680.00
483-119 HOLIDAY PAY IN LIEU	0.00	0.00	0.00	0.00	3,251.72	0.00
483-120 EMPLOYEE FOOTWEAR	108.28	108.00	108.00	108.28	0.00	108.00
483-123 UNEMPLOYMENT	0.00	500.00	500.00	0.00	0.00	1,118.00
483-161 CELL PHONE STIPEND	0.00	0.00	0.00	70.00	0.00	420.00
TOTAL 100 PERSONAL SERVICES	151,648.05	162,850.00	162,850.00	139,646.39	84,187.52	192,710.00
<u>200 MATERIAL &amp; SUPPLIES</u>						
483-202 JANITORIAL SUPPLIES	70.08	150.00	150.00	70.69	0.00	0.00
483-203 OFFICE SUPPLIES	57.97	0.00	0.00	26.46	1,067.83	200.00
483-204 PETROLEUM	3,801.51	3,500.00	3,500.00	1,804.75	3,358.50	2,500.00
483-206 SAFETY EQUIPMENT	80.32	200.00	200.00	0.00	0.00	2,000.00
483-209 OTHER OPERATING SUPPLIES	0.00	0.00	0.00	0.00	2,981.76	0.00
483-214 MATERIALS AND SUPPLIES	6,907.68	7,500.00	7,500.00	7,072.41	1,630.69	6,000.00
TOTAL 200 MATERIAL & SUPPLIES	10,917.56	11,350.00	11,350.00	8,974.31	9,038.78	10,700.00
<u>300 OTHER SERVICES &amp; CHAR</u>						
483-311 CONTRACTUAL	1,895.32	0.00	0.00	10.00	0.00	0.00
483-314 MOTIVE MAINTENANCE	10,122.22	6,000.00	6,000.00	3,148.81	1,020.22	10,000.00
483-315 MAINTENANCE NON-MOTIVE	12,590.33	10,000.00	10,000.00	12,133.23	2,369.05	10,000.00
483-317 TECHNOLOGY HARDWARE	282.65	150.00	150.00	218.83	0.00	1,482.00
483-318 TECHNOLOGY SOFTWARE	501.42	450.00	450.00	1,571.97	0.00	935.00
483-341 COMMUNICATIONS	7,166.39	2,647.00	2,647.00	2,342.23	6,722.91	3,115.00
483-347 NATURAL GAS	3,551.67	4,500.00	4,500.00	3,157.53	0.00	4,500.00
483-348 ELECTRICITY	8,581.80	9,500.00	9,500.00	7,713.93	289.33	9,000.00
483-362 UNIFORMS	0.00	250.00	250.00	0.00	0.00	0.00
483-363 TRAVEL & TRAINING	972.10	3,700.00	3,700.00	899.91	2,186.35	3,000.00
483-364 DUES & MEMBERSHIPS	0.00	200.00	200.00	0.00	153.00	0.00
483-388 PCARD PURCHASES	0.00	4,500.00	4,500.00	0.00	0.00	4,500.00
TOTAL 300 OTHER SERVICES & CHAR	45,663.90	41,897.00	41,897.00	31,196.44	12,740.86	46,532.00

PROPOSED BUDGET WORKSHEET

AS OF: MAY 30TH, 2025

11 -GENERAL FUND

83 EMERGENCY MANAGEMENT

DEPARTMENT EXPENDITURES

DEPARTMENT EXPENDITURES	PRIOR YEAR	----- CURRENT YEAR -----			PROJECTED BALANCE	PROPOSED BUDGET
	ACTUAL	ORIGINAL	AMENDED	Y-T-D		
	2023-2024	BUDGET	BUDGET	ACTUAL		
400 CAPITAL OUTLAY						
TOTAL						
TOTAL 83 EMERGENCY MANAGEMENT	208,229.51	216,097.00	216,097.00	179,817.14	105,967.16	249,942.00

PROPOSED BUDGET WORKSHEET

AS OF: MAY 30TH, 2025

11 -GENERAL FUND

92 SENIOR CITIZEN CENTER

DEPARTMENT EXPENDITURES

	PRIOR YEAR		CURRENT YEAR			PROJECTED BALANCE	PROPOSED BUDGET
	ACTUAL 2023-2024	ORIGINAL BUDGET	AMENDED BUDGET	Y-T-D ACTUAL			
<u>100 PERSONAL SERVICES</u>							
492-101 SALARIES	96,446.19	92,001.00	92,001.00	81,678.69	36,251.65	99,308.00	
492-106 PART-TIME	17,568.27	26,000.00	26,000.00	21,718.55	12,096.84	18,096.00	
492-108 OVERTIME	959.67	0.00	0.00	0.00	0.00	0.00	
492-111 CITY'S SHARE FICA	8,610.89	9,134.00	9,134.00	7,746.93	3,547.51	9,046.00	
492-112 WORKMEN'S COMPENSATION	5,524.84	7,200.00	7,200.00	4,725.80	2,637.66	7,130.00	
492-113 HEALTH INSURANCE	16,738.65	7,551.00	7,551.00	14,937.68	9,791.60	15,972.00	
492-114 CITY RETIREMENT	7,810.92	9,552.00	9,552.00	6,572.96	2,968.18	9,459.00	
492-118 LONGEVITY	1,120.00	187.00	187.00	100.00	850.02	420.00	
492-120 EMPLOYEE FOOTWEAR	162.42	162.00	162.00	216.56	0.00	0.00	
492-123 UNEMPLOYMENT	0.00	500.00	500.00	0.00	0.00	1,182.00	
492-161 CELL PHONE STIPEND	70.00	420.00	420.00	385.00	0.00	420.00	
492-163 SEVERANCE PAY	0.00	716.00	716.00	0.00	0.00	0.00	
TOTAL 100 PERSONAL SERVICES	155,011.85	153,423.00	153,423.00	138,082.17	68,143.46	161,033.00	
<u>200 MATERIAL &amp; SUPPLIES</u>							
492-202 JANITORIAL SUPPLIES	4,509.36	4,700.00	4,700.00	4,163.51	3,558.03	4,700.00	
492-203 OFFICE SUPPLIES	84.00	0.00	0.00	126.00	0.00	0.00	
492-204 PETROLEUM	1,093.30	1,200.00	1,200.00	846.90	1,342.50	1,200.00	
492-214 MATERIALS AND SUPPLIES	5,271.81	1,500.00	1,500.00	989.78	0.00	1,500.00	
TOTAL 200 MATERIAL & SUPPLIES	10,958.47	7,400.00	7,400.00	6,126.19	4,900.53	7,400.00	
<u>300 OTHER SERVICES &amp; CHAR</u>							
492-311 CONTRACTUAL	0.00	0.00	0.00	0.00	419.40	0.00	
492-314 MOTIVE MAINTENANCE	1,631.74	1,200.00	1,200.00	2,412.33	20.04	1,200.00	
492-315 MAINTENANCE NON-MOTIVE	11,801.06	10,000.00	10,000.00	974.64	0.00	10,000.00	
492-317 TECHNOLOGY HARDWARE	570.00	100.00	100.00	527.84	0.00	100.00	
492-318 TECHNOLOGY SOFTWARE	924.00	1,300.00	1,300.00	2,886.00	0.00	600.00	
492-334 MEDICAL	120.83	150.00	150.00	0.00	0.00	150.00	
492-341 COMMUNICATIONS	1,463.10	3,024.00	3,024.00	1,138.66	262.24	0.00	
492-347 NATURAL GAS	3,682.54	5,000.00	5,000.00	3,516.78	3,855.37	5,000.00	
492-348 ELECTRICITY	15,112.18	20,000.00	20,000.00	13,557.55	15,295.78	20,000.00	
492-363 TRAVEL & TRAINING	0.00	300.00	300.00	0.00	633.79	300.00	
492-379 UNCLASSIFIED	0.00	0.00	0.00	0.00	1,770.00	0.00	
492-388 PCARD PURCHASES	0.00	100.00	100.00	0.00	0.00	100.00	
TOTAL 300 OTHER SERVICES & CHAR	35,305.45	41,174.00	41,174.00	25,013.80	22,256.62	37,450.00	
<u>400 CAPITAL OUTLAY</u>							
492-401 CAPITAL OUTLAY	0.00	0.00	0.00	0.00	4,985.00	0.00	
TOTAL 400 CAPITAL OUTLAY	0.00	0.00	0.00	0.00	4,985.00	0.00	
TOTAL 92 SENIOR CITIZEN CENTER	201,275.77	201,997.00	201,997.00	169,222.16	100,285.61	205,883.00	

PROPOSED BUDGET WORKSHEET

AS OF: MAY 30TH, 2025

11 -GENERAL FUND

93 KID'S, INC.

DEPARTMENT EXPENDITURES

	PRIOR YEAR	CURRENT YEAR			PROJECTED BALANCE	PROPOSED BUDGET
	ACTUAL	ORIGINAL	AMENDED	Y-T-D		
	2023-2024	BUDGET	BUDGET	ACTUAL		
<u>100 PERSONAL SERVICES</u>						
493-101 SALARIES	0.00	0.00	0.00	0.00	96,718.67	0.00
493-111 CITY'S SHARE FICA	0.00	0.00	0.00	0.00	7,232.99	0.00
493-112 WORKMEN'S COMPENSATION	0.00	0.00	0.00	0.00	4,825.73	0.00
493-113 HEALTH INSURANCE	0.00	0.00	0.00	0.00	19,402.21	0.00
493-114 CITY RETIREMENT	0.00	0.00	0.00	0.00	8,157.33	0.00
493-118 LONGEVITY	0.00	0.00	0.00	0.00	3,315.07	0.00
TOTAL 100 PERSONAL SERVICES	0.00	0.00	0.00	0.00	139,652.00	0.00
<u>200 MATERIAL &amp; SUPPLIES</u>						
493-206 SAFETY EQUIPMENT	0.00	0.00	0.00	0.00	449.91	0.00
493-209 OTHER OPERATING SUPPLIES	0.00	0.00	0.00	0.00	458.17	0.00
TOTAL 200 MATERIAL & SUPPLIES	0.00	0.00	0.00	0.00	908.08	0.00
<u>300 OTHER SERVICES &amp; CHAR</u>						
493-315 MAINTENANCE NON-MOTIVE	0.00	0.00	0.00	0.00	823.44	0.00
493-334 MEDICAL	252.50	0.00	0.00	0.00	0.00	0.00
493-347 NATURAL GAS	0.00	0.00	0.00	0.00	11,900.31	0.00
493-348 ELECTRICITY	0.00	0.00	0.00	0.00	11,266.32	0.00
493-362 UNIFORMS	0.00	0.00	0.00	0.00	784.56	0.00
TOTAL 300 OTHER SERVICES & CHAR	252.50	0.00	0.00	0.00	24,774.63	0.00
<u>400 CAPITAL OUTLAY</u>						
TOTAL						
TOTAL 93 KID'S, INC.	252.50	0.00	0.00	0.00	165,334.71	0.00

PROPOSED BUDGET WORKSHEET

AS OF: MAY 30TH, 2025

11 -GENERAL FUND

94 MUSEUM

DEPARTMENT EXPENDITURES

	PRIOR YEAR	CURRENT YEAR			PROJECTED	PROPOSED
	ACTUAL 2023-2024	ORIGINAL BUDGET	AMENDED BUDGET	Y-T-D ACTUAL		
<u>100 PERSONAL SERVICES</u>						
494-101 SALARIES	81,142.89	83,629.00	83,629.00	73,847.54	64,465.51	90,102.00
494-103 SICK LEAVE BUY BACK	668.21	754.00	754.00	0.00	0.00	1,423.00
494-108 OVERTIME	0.00	1,000.00	1,000.00	0.00	1,199.37	0.00
494-111 CITY'S SHARE FICA	5,859.13	6,794.00	6,794.00	5,267.55	4,920.28	7,077.00
494-112 WORKMEN'S COMPENSATION	4,034.80	5,355.00	5,355.00	3,514.80	3,539.70	5,578.00
494-113 HEALTH INSURANCE	20,898.96	14,514.00	14,514.00	22,084.92	11,340.06	23,951.00
494-114 CITY RETIREMENT	6,699.46	7,105.00	7,105.00	6,005.81	5,355.56	7,401.00
494-118 LONGEVITY	1,510.00	1,820.00	1,820.00	840.00	1,105.02	1,990.00
494-120 EMPLOYEE FOOTWEAR	108.28	108.00	108.00	108.28	0.00	0.00
494-123 UNEMPLOYMENT	0.00	500.00	500.00	0.00	0.00	925.00
494-161 CELL PHONE STIPEND	420.00	420.00	420.00	385.00	0.00	420.00
494-163 SEVERANCE PAY	<u>0.00</u>	<u>1,104.00</u>	<u>1,104.00</u>	<u>0.00</u>	<u>0.00</u>	<u>0.00</u>
TOTAL 100 PERSONAL SERVICES	121,341.73	123,103.00	123,103.00	112,053.90	91,925.50	138,867.00
<u>200 MATERIAL &amp; SUPPLIES</u>						
494-202 JANITORIAL SUPPLIES	451.23	1,300.00	1,300.00	718.27	0.00	1,500.00
494-203 OFFICE SUPPLIES	103.78	200.00	200.00	126.00	0.00	200.00
494-206 SAFETY EQUIPMENT	0.00	150.00	150.00	0.00	0.00	150.00
494-214 MATERIALS AND SUPPLIES	<u>4,734.36</u>	<u>500.00</u>	<u>500.00</u>	<u>285.41</u>	<u>0.00</u>	<u>500.00</u>
TOTAL 200 MATERIAL & SUPPLIES	5,289.37	2,150.00	2,150.00	1,129.68	0.00	2,350.00
<u>300 OTHER SERVICES &amp; CHAR</u>						
494-315 MAINTENANCE NON-MOTIVE	766.50	1,500.00	1,500.00	225.00	0.00	1,500.00
494-318 TECHNOLOGY SOFTWARE	150.00	150.00	150.00	150.00	0.00	150.00
494-334 MEDICAL	0.00	150.00	150.00	0.00	0.00	150.00
494-341 COMMUNICATIONS	0.00	2,160.00	2,160.00	0.00	544.90	0.00
494-347 NATURAL GAS	4,481.06	7,000.00	7,000.00	4,302.03	4,190.85	7,000.00
494-348 ELECTRICITY	8,917.72	11,500.00	11,500.00	7,826.37	4,156.96	11,500.00
494-363 TRAVEL & TRAINING	<u>355.00</u>	<u>500.00</u>	<u>500.00</u>	<u>124.04</u>	<u>90.00</u>	<u>500.00</u>
TOTAL 300 OTHER SERVICES & CHAR	14,670.28	22,960.00	22,960.00	12,627.44	8,982.71	20,800.00
TOTAL 94 MUSEUM	141,301.38	148,213.00	148,213.00	125,811.02	100,908.21	162,017.00

PROPOSED BUDGET WORKSHEET

AS OF: MAY 30TH, 2025

11 -GENERAL FUND

98 HOSPITAL

DEPARTMENT EXPENDITURES

DEPARTMENT EXPENDITURES	PRIOR YEAR	----- CURRENT YEAR -----			PROJECTED BALANCE	PROPOSED BUDGET
	ACTUAL 2023-2024	ORIGINAL BUDGET	AMENDED BUDGET	Y-T-D ACTUAL		
<u>300 OTHER SERVICES &amp; CHAR</u>	-----	-----	-----	-----	-----	-----
TOTAL	-----	-----	-----	-----	-----	-----
TOTAL	=====	=====	=====	=====	=====	=====
*** TOTAL EXPENDITURES ***	13,881,687.94	18,803,392.00	18,803,392.00	13,013,214.21	10,028,131.91	18,504,281.00
	=====	=====	=====	=====	=====	=====

\*\*\* END OF REPORT \*\*\*

PROPOSED BUDGET WORKSHEET

AS OF: MAY 30TH, 2025

13 -HOTEL-MOTEL TAX

FINANCIAL SUMMARY	PRIOR YEAR	CURRENT YEAR			PROJECTED BALANCE	PROPOSED BUDGET
	ACTUAL 2023-2024	ORIGINAL BUDGET	AMENDED BUDGET	Y-T-D ACTUAL		
REVENUE SUMMARY						
30 TAXES	569,003.37	566,148.00	566,148.00	442,578.59	546,894.87	543,054.00
35 INTEREST	0.00	0.00	0.00	0.00	7,494.93	0.00
36 MISCELLANEOUS	0.00	0.00	0.00	10,000.00	128,705.64	13,333.00
37 TRANSFER FROM OTHER FU	0.00	135,000.00	135,000.00	0.00	0.00	235,000.00
38 GRANT REVENUE	98,738.17	107,980.00	107,980.00	114,584.77	0.00	107,980.00
39 OTHER	<u>0.00</u>	<u>10,000.00</u>	<u>10,000.00</u>	<u>0.00</u>	<u>0.00</u>	<u>10,000.00</u>
*** TOTAL REVENUES ***	<u>667,741.54</u>	<u>819,128.00</u>	<u>819,128.00</u>	<u>567,163.36</u>	<u>683,095.44</u>	<u>909,367.00</u>
EXPENDITURE SUMMARY						
23 HOTEL-MOTEL TAX	<u>709,682.33</u>	<u>819,128.00</u>	<u>819,128.00</u>	<u>642,292.13</u>	<u>759,875.68</u>	<u>909,367.00</u>
*** TOTAL EXPENDITURES ***	<u>709,682.33</u>	<u>819,128.00</u>	<u>819,128.00</u>	<u>642,292.13</u>	<u>759,875.68</u>	<u>909,367.00</u>
** REVENUES OVER (UNDER) EXPENDITURES **	<u>( 41,940.79)</u>	<u>0.00</u>	<u>0.00</u>	<u>( 75,128.77)</u>	<u>( 76,780.24)</u>	<u>0.00</u>

PROPOSED BUDGET WORKSHEET

AS OF: MAY 30TH, 2025

13 -HOTEL-MOTEL TAX

DEPARTMENT REVENUES	PRIOR YEAR	CURRENT YEAR			PROJECTED BALANCE	PROPOSED BUDGET
	ACTUAL 2023-2024	ORIGINAL BUDGET	AMENDED BUDGET	Y-T-D ACTUAL		
<u>30 TAXES</u>						
3050 HOTEL-MOTEL TAX	569,003.37	566,148.00	566,148.00	442,578.59	546,894.87	543,054.00
TOTAL 30 TAXES	569,003.37	566,148.00	566,148.00	442,578.59	546,894.87	543,054.00
<u>35 INTEREST</u>						
3501 INTEREST	0.00	0.00	0.00	0.00	7,494.93	0.00
TOTAL 35 INTEREST	0.00	0.00	0.00	0.00	7,494.93	0.00
<u>36 MISCELLANEOUS</u>						
3601 MISCELLANEOUS	0.00	0.00	0.00	10,000.00	128,705.64	13,333.00
TOTAL 36 MISCELLANEOUS	0.00	0.00	0.00	10,000.00	128,705.64	13,333.00
<u>37 TRANSFER FROM OTHER FU</u>						
3794 TRANSFER FROM OTHER FUNDS	0.00	135,000.00	135,000.00	0.00	0.00	235,000.00
TOTAL 37 TRANSFER FROM OTHER FU	0.00	135,000.00	135,000.00	0.00	0.00	235,000.00
<u>38 GRANT REVENUE</u>						
3800-09CONFERENCE CENTER EVENTS	92,934.57	100,000.00	100,000.00	104,557.02	0.00	100,000.00
3800-09TOURISM DEPT	5,803.60	7,980.00	7,980.00	10,027.75	0.00	7,980.00
TOTAL 38 GRANT REVENUE	98,738.17	107,980.00	107,980.00	114,584.77	0.00	107,980.00
<u>39 OTHER</u>						
3901 RESTRICTED PY RESERVES	0.00	10,000.00	10,000.00	0.00	0.00	10,000.00
TOTAL 39 OTHER	0.00	10,000.00	10,000.00	0.00	0.00	10,000.00
*** TOTAL REVENUES ***	667,741.54	819,128.00	819,128.00	567,163.36	683,095.44	909,367.00



PROPOSED BUDGET WORKSHEET

AS OF: MAY 30TH, 2025

13 -HOTEL-MOTEL TAX

23 HOTEL-MOTEL TAX

DEPARTMENT EXPENDITURES

	PRIOR YEAR	CURRENT YEAR			PROJECTED	PROPOSED
	ACTUAL 2023-2024	ORIGINAL BUDGET	AMENDED BUDGET	Y-T-D ACTUAL		
<u>600 INTER FUND TRANSFERS</u>						
423-611 TRANSFER TO GENERAL FUND	709,682.33	814,853.00	814,853.00	642,292.13	759,875.68	896,240.00
TOTAL 600 INTER FUND TRANSFERS	709,682.33	814,853.00	814,853.00	642,292.13	759,875.68	896,240.00
<u>700 OTHER</u>						
423-703 RESERVE FOR SPECIFIC PURPOSES	0.00	4,275.00	4,275.00	0.00	0.00	13,127.00
TOTAL 700 OTHER	0.00	4,275.00	4,275.00	0.00	0.00	13,127.00
<hr/>						
TOTAL 23 HOTEL-MOTEL TAX	709,682.33	819,128.00	819,128.00	642,292.13	759,875.68	909,367.00
<hr/>						
*** TOTAL EXPENDITURES ***	709,682.33	819,128.00	819,128.00	642,292.13	759,875.68	909,367.00
<hr/>						

\*\*\* END OF REPORT \*\*\*

PROPOSED BUDGET WORKSHEET

AS OF: MAY 30TH, 2025

15 -WMA LIMITD PURP SALES TAX

FINANCIAL SUMMARY	PRIOR YEAR	----- CURRENT YEAR -----			PROJECTED	PROPOSED
	ACTUAL 2023-2024	ORIGINAL BUDGET	AMENDED BUDGET	Y-T-D ACTUAL		
REVENUE SUMMARY						
30 TAXES	5,096,173.59	5,062,470.00	5,062,470.00	4,472,265.23	3,084,331.96	4,781,426.00
35 INTEREST	304,639.92	336,831.00	336,831.00	214,565.04	67,228.72	260,805.00
37 TRANSFER FROM OTHER FU	0.00	0.00	0.00	0.00	4,946,090.07	0.00
39 OTHER	<u>0.00</u>	<u>10,000.00</u>	<u>10,000.00</u>	<u>0.00</u>	<u>0.00</u>	<u>3,500,000.00</u>
*** TOTAL REVENUES ***	<u>5,400,813.51</u>	<u>5,409,301.00</u>	<u>5,409,301.00</u>	<u>4,686,830.27</u>	<u>8,097,650.75</u>	<u>8,542,231.00</u>
EXPENDITURE SUMMARY						
00 NON DEPARTMENTAL	3,225,369.88	3,760,301.00	3,760,301.00	2,609,759.92	2,955,508.83	7,212,731.00
59 SPORTS & REC	0.00	160,000.00	160,000.00	107,108.00	0.00	11,300.00
62 PARKS	0.00	162,000.00	162,000.00	80,043.93	4,946,281.64	71,200.00
64 STREETS	502,543.56	1,200,000.00	1,200,000.00	863,512.90	48,444.75	900,000.00
67 BUILDING MAINT	0.00	127,000.00	127,000.00	35,999.63	0.00	154,000.00
68 FLEET MANAGEMENT	<u>196,281.00</u>	<u>0.00</u>	<u>0.00</u>	<u>0.00</u>	<u>0.00</u>	<u>0.00</u>
*** TOTAL EXPENDITURES ***	<u>3,924,194.44</u>	<u>5,409,301.00</u>	<u>5,409,301.00</u>	<u>3,696,424.38</u>	<u>7,950,235.22</u>	<u>8,349,231.00</u>
** REVENUES OVER(UNDER) EXPENDITURES **	<u>1,476,619.07</u>	<u>0.00</u>	<u>0.00</u>	<u>990,405.89</u>	<u>147,415.53</u>	<u>193,000.00</u>

PROPOSED BUDGET WORKSHEET

AS OF: MAY 30TH, 2025

15 -WMA LIMITD PURP SALES TAX

DEPARTMENT REVENUES	PRIOR YEAR	----- CURRENT YEAR -----			PROJECTED BALANCE	PROPOSED BUDGET
	ACTUAL	ORIGINAL	AMENDED	Y-T-D		
	2023-2024	BUDGET	BUDGET	ACTUAL		
<u>30 TAXES</u>						
3001 1% SALES TAX	3,397,449.05	3,374,980.00	3,374,980.00	2,981,510.16	3,084,331.96	3,187,618.00
3001-20SERIES 2013 SALES TAX	<u>1,698,724.54</u>	<u>1,687,490.00</u>	<u>1,687,490.00</u>	<u>1,490,755.07</u>	<u>0.00</u>	<u>1,593,808.00</u>
TOTAL 30 TAXES	5,096,173.59	5,062,470.00	5,062,470.00	4,472,265.23	3,084,331.96	4,781,426.00
<u>35 INTEREST</u>						
3501 INTEREST	<u>304,639.92</u>	<u>336,831.00</u>	<u>336,831.00</u>	<u>214,565.04</u>	<u>67,228.72</u>	<u>260,805.00</u>
TOTAL 35 INTEREST	304,639.92	336,831.00	336,831.00	214,565.04	67,228.72	260,805.00
<u>36 MISCELLANEOUS</u>						
TOTAL						
<u>37 TRANSFER FROM OTHER FU</u>						
3776 TRANSFER FROM OTHER FUNDS	<u>0.00</u>	<u>0.00</u>	<u>0.00</u>	<u>0.00</u>	<u>4,946,090.07</u>	<u>0.00</u>
TOTAL 37 TRANSFER FROM OTHER FU	0.00	0.00	0.00	0.00	4,946,090.07	0.00
<u>39 OTHER</u>						
3901 RESTRICTED PY RESERVES	<u>0.00</u>	<u>10,000.00</u>	<u>10,000.00</u>	<u>0.00</u>	<u>0.00</u>	<u>3,500,000.00</u>
TOTAL 39 OTHER	0.00	10,000.00	10,000.00	0.00	0.00	3,500,000.00
*** TOTAL REVENUES ***	<u>5,400,813.51</u>	<u>5,409,301.00</u>	<u>5,409,301.00</u>	<u>4,686,830.27</u>	<u>8,097,650.75</u>	<u>8,542,231.00</u>





PROPOSED BUDGET WORKSHEET

AS OF: MAY 30TH, 2025

15 -WMA LIMITD PURP SALES TAX

41 AIRPORT

DEPARTMENT EXPENDITURES

PRIOR YEAR

----- CURRENT YEAR -----

ACTUAL

ORIGINAL

AMENDED

Y-T-D

PROJECTED

PROPOSED

2023-2024

BUDGET

BUDGET

ACTUAL

BALANCE

BUDGET

400 CAPITAL OUTLAY

TOTAL

TOTAL

=====











PROPOSED BUDGET WORKSHEET

AS OF: MAY 30TH, 2025

15 -WMA LIMITD PURP SALES TAX

82 FIRE OPERATIONS

DEPARTMENT EXPENDITURES

PRIOR YEAR

----- CURRENT YEAR -----

ACTUAL

ORIGINAL

AMENDED

Y-T-D

PROJECTED

PROPOSED

2023-2024

BUDGET

BUDGET

ACTUAL

BALANCE

BUDGET

500 DEBT SERVICE

TOTAL

TOTAL

=====

PROPOSED BUDGET WORKSHEET

AS OF: MAY 30TH, 2025

15 -WMA LIMITD PURP SALES TAX

98 HOSPITAL

DEPARTMENT EXPENDITURES

DEPARTMENT EXPENDITURES	PRIOR YEAR	----- CURRENT YEAR -----			PROJECTED BALANCE	PROPOSED BUDGET
	ACTUAL	ORIGINAL	AMENDED	Y-T-D		
	2023-2024	BUDGET	BUDGET	ACTUAL		
<u>400 CAPITAL OUTLAY</u>						
TOTAL						
<u>500 DEBT SERVICE</u>						
TOTAL						
TOTAL						
*** TOTAL EXPENDITURES ***	3,924,194.44	5,409,301.00	5,409,301.00	3,696,424.38	7,950,235.22	8,349,231.00

\*\*\* END OF REPORT \*\*\*

PROPOSED BUDGET WORKSHEET

AS OF: MAY 30TH, 2025

16 --RESTRICTED REV SALES TAX

FINANCIAL SUMMARY	PRIOR YEAR	----- CURRENT YEAR -----			PROJECTED BALANCE	PROPOSED BUDGET
	ACTUAL	ORIGINAL	AMENDED	Y-T-D		
	2023-2024	BUDGET	BUDGET	ACTUAL		
REVENUE SUMMARY						
30 TAXES	1,698,724.53	1,687,490.00	1,687,490.00	1,490,755.06	1,542,165.99	1,593,808.00
35 INTEREST	201,448.89	204,116.00	204,116.00	107,434.47	27,885.36	131,044.00
39 OTHER	0.00	1,763,471.00	1,763,471.00	0.00	0.00	2,170,000.00
*** TOTAL REVENUES ***	1,900,173.42	3,655,077.00	3,655,077.00	1,598,189.53	1,570,051.35	3,894,852.00
EXPENDITURE SUMMARY						
00 NON DEPARTMENTAL	692,426.51	2,364,719.00	2,364,719.00	566,890.10	0.00	2,167,471.00
02 CITY MANAGER	0.00	0.00	0.00	0.00	13,536.00	0.00
06 COMMUNITY DEVELOPMENT	0.00	28,500.00	28,500.00	16,662.70	4,354.76	16,800.00
08 INFORMATION TECHNOLOG	26,276.23	3,100.00	3,100.00	14,047.30	10,169.04	30,900.00
09 CONFERENCE CENTER	976.40	0.00	0.00	0.00	0.00	0.00
20 HUMAN RESOURCES	0.00	600.00	600.00	1,298.69	0.00	600.00
21 CITY CLERK	5,013.96	6,994.00	6,994.00	14,197.41	34,220.40	8,194.00
22 CITY FINANCE	0.00	6,500.00	6,500.00	0.00	3,400.86	9,700.00
23 CITY AT LARGE	178,589.51	0.00	0.00	93,660.98	448,602.25	0.00
24 CITY COURT	1,028.40	0.00	0.00	0.00	1,312.24	1,200.00
25 EXECUTIVE MANAGEMENT	4,500.95	12,800.00	12,800.00	0.00	0.00	12,000.00
31 LIBRARY	8,366.00	25,000.00	25,000.00	19,961.95	48,361.98	0.00
41 AIRPORT	0.00	0.00	0.00	0.00	3,804.87	0.00
51 UTILITY BILLING	734.00	84,500.00	84,500.00	0.00	0.00	0.00
57 ELECTRIC	34,972.49	0.00	0.00	31,794.00	0.00	123,500.00
58 EVENT COMPLEX	4,307.25	35,000.00	35,000.00	26,565.00	0.00	190,000.00
59 SPORTS & RECREATION	111,507.67	88,470.00	88,470.00	96,388.60	0.00	167,670.00
60 CONSTRUCTION	12,060.24	18,561.00	18,561.00	93,685.25	0.00	12,061.00
62 PARK	112,441.52	66,799.00	66,799.00	69,082.04	25,346.76	43,899.00
63 CEMETERY	116,415.80	186,650.00	186,650.00	24,179.16	11,278.30	63,950.00
64 STREET	32,069.05	27,167.00	27,167.00	379,812.08	55,873.24	523,167.00
67 BUILDING MAINTENANCE	3,765.50	197,650.00	197,650.00	7,533.90	42,449.68	112,677.00
68 FLEET MANAGEMENT	22,457.40	29,340.00	29,340.00	37,853.87	1,807.23	23,340.00
71 POLICE ADMINISTRATION	0.00	0.00	0.00	0.00	361.29	2,400.00
72 DISPATCH	1,037.22	19,500.00	19,500.00	5,736.02	2,147.97	7,400.00
73 POLICE	86,877.37	150,693.00	150,693.00	206,335.62	104,996.16	273,439.00
74 DETECTIVES	2,276.26	0.00	0.00	0.00	0.00	3,777.00
76 ANIMAL CONTROL	12,428.64	101,436.00	101,436.00	12,744.59	0.00	11,334.00
77 COUNTY E911	976.40	0.00	0.00	0.00	0.00	0.00
81 FIRE ADMINISTRATION	19,394.96	25,260.00	25,260.00	20,432.60	12,680.01	24,960.00
82 FIRE	49,991.14	80,268.00	80,268.00	135,147.38	222,432.60	38,568.00
83 EMERGENCY MGMT.	16,236.59	20,570.00	20,570.00	12,792.27	41,437.10	22,845.00
92 SENIOR CITIZENS CENTE	7,512.99	75,000.00	75,000.00	73,958.43	23,506.23	3,000.00
93 KID'S, INC.	0.00	0.00	0.00	0.00	15,273.69	0.00
94 MUSEUM	0.00	0.00	0.00	0.00	12,130.68	0.00
*** TOTAL EXPENDITURES ***	1,564,640.45	3,655,077.00	3,655,077.00	1,960,759.94	1,139,483.34	3,894,852.00

PROPOSED BUDGET WORKSHEET

AS OF: MAY 30TH, 2025

16 -RESTRICTED REV SALES TAX

DEPARTMENT REVENUES	PRIOR YEAR	----- CURRENT YEAR -----			PROJECTED BALANCE	PROPOSED BUDGET
	ACTUAL	ORIGINAL	AMENDED	Y-T-D		
	2023-2024	BUDGET	BUDGET	ACTUAL		
<u>30 TAXES</u>						
3001 .05% SALES TAX	<u>1,698,724.53</u>	<u>1,687,490.00</u>	<u>1,687,490.00</u>	<u>1,490,755.06</u>	<u>1,542,165.99</u>	<u>1,593,808.00</u>
TOTAL 30 TAXES	1,698,724.53	1,687,490.00	1,687,490.00	1,490,755.06	1,542,165.99	1,593,808.00
<u>35 INTEREST</u>						
3501 INTEREST	<u>201,448.89</u>	<u>204,116.00</u>	<u>204,116.00</u>	<u>107,434.47</u>	<u>27,885.36</u>	<u>131,044.00</u>
TOTAL 35 INTEREST	201,448.89	204,116.00	204,116.00	107,434.47	27,885.36	131,044.00
<u>36 MISCELLANEOUS</u>						
TOTAL						
<u>37 TRANSFER FROM OTHER FU</u>						
TOTAL						
<u>39 OTHER</u>						
3901 RESTRICTED PY RESERVES	<u>0.00</u>	<u>1,763,471.00</u>	<u>1,763,471.00</u>	<u>0.00</u>	<u>0.00</u>	<u>2,170,000.00</u>
TOTAL 39 OTHER	0.00	1,763,471.00	1,763,471.00	0.00	0.00	2,170,000.00
*** TOTAL REVENUES ***	<u>1,900,173.42</u>	<u>3,655,077.00</u>	<u>3,655,077.00</u>	<u>1,598,189.53</u>	<u>1,570,051.35</u>	<u>3,894,852.00</u>

PROPOSED BUDGET WORKSHEET

AS OF: MAY 30TH, 2025

16 -RESTRICTED REV SALES TAX

00 NON DEPARTMENTAL

DEPARTMENT EXPENDITURES

	PRIOR YEAR	CURRENT YEAR			PROJECTED	PROPOSED
	ACTUAL 2023-2024	ORIGINAL BUDGET	AMENDED BUDGET	Y-T-D ACTUAL		
<u>600 INTER FUND TRANSFERS</u>						
400-611 TRANSFER TO OTHER FUNDS	<u>692,426.51</u>	<u>683,074.00</u>	<u>683,074.00</u>	<u>566,890.10</u>	<u>0.00</u>	<u>722,599.00</u>
TOTAL 600 INTER FUND TRANSFERS	692,426.51	683,074.00	683,074.00	566,890.10	0.00	722,599.00
<u>700 OTHER</u>						
400-703 RESERVE FOR SPECIFIC FUND PURP	<u>0.00</u>	<u>1,681,645.00</u>	<u>1,681,645.00</u>	<u>0.00</u>	<u>0.00</u>	<u>1,444,872.00</u>
TOTAL 700 OTHER	0.00	1,681,645.00	1,681,645.00	0.00	0.00	1,444,872.00
TOTAL 00 NON DEPARTMENTAL	692,426.51	2,364,719.00	2,364,719.00	566,890.10	0.00	2,167,471.00

PROPOSED BUDGET WORKSHEET

AS OF: MAY 30TH, 2025

16 -RESTRICTED REV SALES TAX

01 CITY COMMISSION

DEPARTMENT EXPENDITURES

PRIOR YEAR

----- CURRENT YEAR -----

ACTUAL

ORIGINAL

AMENDED

Y-T-D

PROJECTED

PROPOSED

2023-2024

BUDGET

BUDGET

ACTUAL

BALANCE

BUDGET

400 CAPITAL OUTLAY

TOTAL

TOTAL

=====





















PROPOSED BUDGET WORKSHEET

AS OF: MAY 30TH, 2025

16 -RESTRICTED REV SALES TAX

26 BSGC

DEPARTMENT EXPENDITURES

PRIOR YEAR

----- CURRENT YEAR -----

ACTUAL

ORIGINAL

AMENDED

Y-T-D

PROJECTED

PROPOSED

2023-2024

BUDGET

BUDGET

ACTUAL

BALANCE

BUDGET

400 CAPITAL OUTLAY

TOTAL

TOTAL

=====



PROPOSED BUDGET WORKSHEET

AS OF: MAY 30TH, 2025

16 -RESTRICTED REV SALES TAX

41 AIRPORT

DEPARTMENT EXPENDITURES

PRIOR YEAR

CURRENT YEAR

ACTUAL

ORIGINAL

AMENDED

Y-T-D

PROJECTED

PROPOSED

2023-2024

BUDGET

BUDGET

ACTUAL

BALANCE

BUDGET

400 CAPITAL OUTLAY

441-401 CAPITAL OUTLAY

0.00

0.00

0.00

0.00

3,804.87

0.00

TOTAL 400 CAPITAL OUTLAY

0.00

0.00

0.00

0.00

3,804.87

0.00

600 INTER FUND TRANSFERS

TOTAL

TOTAL 41 AIRPORT

0.00

0.00

0.00

0.00

3,804.87

0.00

=====

PROPOSED BUDGET WORKSHEET

AS OF: MAY 30TH, 2025

16 --RESTRICTED REV SALES TAX

50 PUBLIC WORKS ADMIN.

DEPARTMENT EXPENDITURES

PRIOR YEAR

----- CURRENT YEAR -----

ACTUAL

ORIGINAL

AMENDED

Y-T-D

PROJECTED

PROPOSED

2023-2024

BUDGET

BUDGET

ACTUAL

BALANCE

BUDGET

400 CAPITAL OUTLAY

TOTAL

TOTAL

=====











PROPOSED BUDGET WORKSHEET

AS OF: MAY 30TH, 2025

16 -RESTRICTED REV SALES TAX

61 SOLID WASTE

DEPARTMENT EXPENDITURES

PRIOR YEAR

----- CURRENT YEAR -----

ACTUAL

ORIGINAL

AMENDED

Y-T-D

PROJECTED

PROPOSED

2023-2024

BUDGET

BUDGET

ACTUAL

BALANCE

BUDGET

400 CAPITAL OUTLAY

TOTAL

TOTAL

=====

















PROPOSED BUDGET WORKSHEET

AS OF: MAY 30TH, 2025

16 -RESTRICTED REV SALES TAX

70 STORMWATER

DEPARTMENT EXPENDITURES

PRIOR YEAR

----- CURRENT YEAR -----

ACTUAL

ORIGINAL

AMENDED

Y-T-D

PROJECTED

PROPOSED

2023-2024

BUDGET

BUDGET

ACTUAL

BALANCE

BUDGET

400 CAPITAL OUTLAY

TOTAL

TOTAL

=====

























PROPOSED BUDGET WORKSHEET

AS OF: MAY 30TH, 2025

16 -RESTRICTED REV SALES TAX

98 HOSPITAL

DEPARTMENT EXPENDITURES

PRIOR YEAR

----- CURRENT YEAR -----

ACTUAL  
2023-2024

ORIGINAL  
BUDGET

AMENDED  
BUDGET

Y-T-D  
ACTUAL

PROJECTED  
BALANCE

PROPOSED  
BUDGET

400 CAPITAL OUTLAY

TOTAL

TOTAL

\*\*\* TOTAL EXPENDITURES \*\*\*

1,564,640.45

3,655,077.00

3,655,077.00

1,960,759.94

1,139,483.34

3,894,852.00

\*\*\* END OF REPORT \*\*\*

\*\*\* END OF REPORT \*\*\*

\*\*\* END OF REPORT \*\*\*

PROPOSED BUDGET WORKSHEET

AS OF: MAY 30TH, 2025

30 -GRANT FUND

FINANCIAL SUMMARY	PRIOR YEAR	----- CURRENT YEAR -----			PROJECTED BALANCE	PROPOSED BUDGET
	ACTUAL 2023-2024	ORIGINAL BUDGET	AMENDED BUDGET	Y--T-D ACTUAL		
REVENUE SUMMARY						
35 INTEREST	53,896.82	0.00	0.00	0.00	6,309.79	0.00
38 GRANT REVENUE	3,525,361.21	106,660.00	106,660.00	8,030,009.10	1,169,924.40	11,470.00
39 OTHER	<u>0.00</u>	<u>406,000.00</u>	<u>406,000.00</u>	<u>0.00</u>	<u>0.00</u>	<u>0.00</u>
*** TOTAL REVENUES ***	<u>3,579,258.03</u>	<u>512,660.00</u>	<u>512,660.00</u>	<u>8,030,009.10</u>	<u>1,176,234.19</u>	<u>11,470.00</u>
EXPENDITURE SUMMARY						
NON-DEPARTMENTAL	0.00	476,000.00	476,000.00	0.00	0.00	0.00
CITY @ LARGE	2,744,977.91	0.00	0.00	217,631.96	12,719.28	0.00
LIBRARY GRANTS	17,911.64	11,660.00	11,660.00	17,828.17	0.00	11,470.00
AIRPORT GRANTS	2,300,848.33	0.00	0.00	7,514,007.46	644,130.23	0.00
WATER GRANTS	580,625.00	0.00	0.00	33,372.50	0.00	0.00
WASTE WATER GRANTS	260,000.00	0.00	0.00	15,592.50	0.00	0.00
POLICE GRANTS	0.00	0.00	0.00	1,709.63	0.00	0.00
COUNTY E911	67,291.25	0.00	0.00	31,174.60	0.00	0.00
FIRE DEPT GRANTS	3,476.00	0.00	0.00	16,605.00	0.00	0.00
EMERGENCY MGMT. GRANTS	<u>10,587.38</u>	<u>25,000.00</u>	<u>25,000.00</u>	<u>52,501.48</u>	<u>0.00</u>	<u>0.00</u>
*** TOTAL EXPENDITURES ***	<u>5,985,717.51</u>	<u>512,660.00</u>	<u>512,660.00</u>	<u>7,900,423.30</u>	<u>656,849.51</u>	<u>11,470.00</u>
** REVENUES OVER (UNDER) EXPENDITURES ** ( 2,406,459.48)	<u>0.00</u>	<u>0.00</u>	<u>0.00</u>	<u>129,585.80</u>	<u>519,384.68</u>	<u>0.00</u>

C I T Y O F W O O D W A R D  
 PROPOSED BUDGET WORKSHEET  
 AS OF: MAY 30TH, 2025

30 -GRANT FUND

DEPARTMENT REVENUES	PRIOR YEAR	----- CURRENT YEAR -----			PROJECTED BALANCE	PROPOSED BUDGET
	ACTUAL	ORIGINAL	AMENDED	Y-T-D		
	2023-2024	BUDGET	BUDGET	ACTUAL		
<u>35 INTEREST</u>						
3501 INTEREST	53,896.82	0.00	0.00	0.00	6,309.79	0.00
TOTAL 35 INTEREST	53,896.82	0.00	0.00	0.00	6,309.79	0.00
<u>36 MISCELLANEOUS</u>						
TOTAL						
<u>37 TRANSFER FROM OTHER FU</u>						
TOTAL						
<u>38 GRANT REVENUE</u>						
3800-10TOURISM GRANT REVENUE	0.00	0.00	0.00	5,787.00	0.00	0.00
3800-23CITY @ LARGE GRANT REVENUE	1,019,818.46	0.00	0.00	460,217.36	0.00	0.00
3800-23STREETSCAPE STP177E070EH	0.00	0.00	0.00	0.00	1,826.40	0.00
3800-23OWRB ARPA FUNDS	100,000.00	0.00	0.00	0.00	0.00	0.00
3800-23OPIOID SETTLEMENT REVENUE	0.00	0.00	0.00	103,541.83	0.00	0.00
3800-31LIBRARY GRANT REVENUE	24,546.71	11,660.00	11,660.00	12,656.58	0.00	11,470.00
3800-3106-07 STATE GRANT	0.00	0.00	0.00	0.00	46,315.48	0.00
3800-41AIRPORT GRANT REVENUE	2,206,121.67	0.00	0.00	7,357,947.17	0.00	0.00
3800-4105-06 FAA API 34001080042006	0.00	0.00	0.00	0.00	346,539.60	0.00
3800-4106-07 FAA 34001080052006	0.00	0.00	0.00	0.00	752,960.40	0.00
3800-6204-05 TREE GRANT #210402	0.00	0.00	0.00	0.00	5,348.38	0.00
3800-6205-06 TREE GRANT #210507	0.00	0.00	0.00	0.00	4,676.38	0.00
3800-72DISPATCH GRANT REVENUE	17,124.00	0.00	0.00	29,355.34	0.00	0.00
3800-73POLICE GRANT REVENUE	3,429.80	0.00	0.00	12,329.22	0.00	0.00
3800-77E911 GRANT REVENUE	67,167.25	0.00	0.00	31,174.60	0.00	0.00
3800-82FIRE DEPT GRANT REVENUE	20,616.87	0.00	0.00	15,000.00	0.00	0.00
3800-83EMG MGMT GRANT REVENUE	66,536.45	95,000.00	95,000.00	2,000.00	12,257.76	0.00
TOTAL 38 GRANT REVENUE	3,525,361.21	106,660.00	106,660.00	8,030,009.10	1,169,924.40	11,470.00
<u>39 OTHER</u>						
3901 RESTRICTED PY RESERVES	0.00	406,000.00	406,000.00	0.00	0.00	0.00
TOTAL 39 OTHER	0.00	406,000.00	406,000.00	0.00	0.00	0.00
*** TOTAL REVENUES ***	3,579,258.03	512,660.00	512,660.00	8,030,009.10	1,176,234.19	11,470.00





PROPOSED BUDGET WORKSHEET

AS OF: MAY 30TH, 2025

30 -GRANT FUND

LIBRARY GRANTS

DEPARTMENT EXPENDITURES

PRIOR YEAR

----- CURRENT YEAR -----

ACTUAL  
2023-2024

ORIGINAL  
BUDGET

AMENDED  
BUDGET

Y-T-D  
ACTUAL

PROJECTED  
BALANCE

PROPOSED  
BUDGET

400 CAPITAL OUTLAY

431-401 LIBRARY GRANT EXPENSE

17,911.64

11,660.00

11,660.00

17,828.17

0.00

11,470.00

TOTAL 400 CAPITAL OUTLAY

17,911.64

11,660.00

11,660.00

17,828.17

0.00

11,470.00

TOTAL LIBRARY GRANTS

17,911.64

11,660.00

11,660.00

17,828.17

0.00

11,470.00

=====



PROPOSED BUDGET WORKSHEET

AS OF: MAY 30TH, 2025

30 -GRANT FUND

PARK GRANTS

DEPARTMENT EXPENDITURES

PRIOR YEAR

----- CURRENT YEAR -----

ACTUAL

ORIGINAL

AMENDED

Y-T-D

PROJECTED

PROPOSED

2023-2024

BUDGET

BUDGET

ACTUAL

BALANCE

BUDGET

400 CAPITAL OUTLAY

TOTAL

TOTAL

=====





PROPOSED BUDGET WORKSHEET

AS OF: MAY 30TH, 2025

30 -GRANT FUND

POLICE GRANTS

DEPARTMENT EXPENDITURES

PRIOR YEAR

----- CURRENT YEAR -----

ACTUAL  
2023-2024

ORIGINAL  
BUDGET

AMENDED  
BUDGET

Y-T-D  
ACTUAL

PROJECTED  
BALANCE

PROPOSED  
BUDGET

400 CAPITAL OUTLAY

473-401 POLICE GRANT EXPENSE

0.00

0.00

0.00

1,709.63

0.00

0.00

TOTAL 400 CAPITAL OUTLAY

0.00

0.00

0.00

1,709.63

0.00

0.00

TOTAL POLICE GRANTS

0.00

0.00

0.00

1,709.63

0.00

0.00

=====





PROPOSED BUDGET WORKSHEET

AS OF: MAY 30TH, 2025

30 -GRANT FUND

EMERGENCY MGMT. GRANTS

DEPARTMENT EXPENDITURES

DEPARTMENT EXPENDITURES	PRIOR YEAR	----- CURRENT YEAR -----			PROJECTED BALANCE	PROPOSED BUDGET
	ACTUAL	ORIGINAL	AMENDED	Y-T-D		
	2023-2024	BUDGET	BUDGET	ACTUAL		
<u>400 CAPITAL OUTLAY</u>						
483-401 CAPITAL OUTLAY	<u>10,587.38</u>	<u>25,000.00</u>	<u>25,000.00</u>	<u>52,501.48</u>	<u>0.00</u>	<u>0.00</u>
TOTAL 400 CAPITAL OUTLAY	10,587.38	25,000.00	25,000.00	52,501.48	0.00	0.00
<hr/>						
TOTAL EMERGENCY MGMT. GRANTS	10,587.38	25,000.00	25,000.00	52,501.48	0.00	0.00
<hr/>						
*** TOTAL EXPENDITURES ***	<u>5,985,717.51</u>	<u>512,660.00</u>	<u>512,660.00</u>	<u>7,900,423.30</u>	<u>656,849.51</u>	<u>11,470.00</u>

\*\*\* END OF REPORT \*\*\*

PROPOSED BUDGET WORKSHEET

AS OF: MAY 30TH, 2025

33 -SPECIAL AIRPORT

FINANCIAL SUMMARY

PRIOR YEAR  
 ACTUAL  
 2023-2024

----- CURRENT YEAR -----  
 ORIGINAL BUDGET  
 AMENDED BUDGET  
 Y-T-D  
 ACTUAL

PROJECTED  
 BALANCE

PROPOSED  
 BUDGET

REVENUE SUMMARY

30 TAXES	0.00	0.00	0.00	0.00	1,193.02	0.00
33 CHARGES FOR SERVICES	602,810.17	678,333.00	678,333.00	591,168.76	518,596.65	698,333.00
35 INTEREST	0.00	0.00	0.00	0.00	868.48	0.00
36 MISCELLANEOUS	9,799.41	12,139.00	12,139.00	8,806.23	774.44	10,695.00
37 TRANSFER FROM OTHER FU	0.00	145,000.00	145,000.00	0.00	0.00	150,000.00
39 OTHER	0.00	10,000.00	10,000.00	0.00	0.00	10,000.00

\*\*\* TOTAL REVENUES \*\*\*

	612,609.58	845,472.00	845,472.00	599,974.99	521,432.59	869,028.00
--	------------	------------	------------	------------	------------	------------

EXPENDITURE SUMMARY

00 NON DEPARTMENTAL	0.00	1,757.00	1,757.00	0.00	0.00	3,688.00
41 AIRPORT	741,669.85	843,715.00	843,715.00	718,432.37	530,993.74	865,340.00

\*\*\* TOTAL EXPENDITURES \*\*\*

	741,669.85	845,472.00	845,472.00	718,432.37	530,993.74	869,028.00
--	------------	------------	------------	------------	------------	------------

\*\* REVENUES OVER (UNDER) EXPENDITURES \*\* ( 129,060.27)

	0.00	0.00	0.00	( 118,457.38)	( 9,561.15)	0.00
--	------	------	------	---------------	-------------	------





PROPOSED BUDGET WORKSHEET

AS OF: MAY 30TH, 2025

33 -SPECIAL AIRPORT

41 AIRPORT

DEPARTMENT EXPENDITURES

	PRIOR YEAR	----- CURRENT YEAR -----			PROJECTED BALANCE	PROPOSED BUDGET
	ACTUAL	ORIGINAL	AMENDED	Y-T-D		
	2023-2024	BUDGET	BUDGET	ACTUAL		
<u>100 PERSONAL SERVICES</u>						
441-101 SALARIES	148,178.10	157,351.00	157,351.00	133,544.46	60,163.76	162,844.00
441-102 STANDBY	3,024.48	2,000.00	2,000.00	3,170.96	0.00	2,617.00
441-103 SICK LEAVE BUY BACK	0.00	0.00	0.00	0.00	0.00	1,397.00
441-104 MECHANIC WAGES	0.00	20,000.00	20,000.00	0.00	0.00	0.00
441-106 PART-TIME	10,161.50	20,000.00	20,000.00	16,401.20	11,737.80	18,096.00
441-108 OVERTIME	162.44	3,500.00	3,500.00	0.00	7,427.10	311.00
441-111 CITY'S SHARE FICA	11,926.72	14,410.00	14,410.00	11,355.51	6,103.22	14,289.00
441-112 WORKMEN'S COMPENSATION	8,920.00	11,359.00	11,359.00	7,455.60	5,444.04	11,263.00
441-113 HEALTH INSURANCE	25,581.00	21,710.00	21,710.00	23,805.84	8,727.04	24,287.00
441-114 RETIREMENT	12,277.44	15,069.00	15,069.00	11,540.48	5,338.29	14,943.00
441-118 LONGEVITY	1,260.00	1,664.00	1,664.00	720.00	348.00	2,080.00
441-120 EMPLOYEE FOOTWEAR	270.70	217.00	217.00	270.70	0.00	0.00
441-123 UNEMPLOYMENT	0.00	500.00	500.00	0.00	0.00	1,868.00
441-161 CELL PHONE STIPEND	840.00	840.00	840.00	770.00	0.00	840.00
441-163 SEVERANCE PAY	0.00	2,512.00	2,512.00	0.00	0.00	0.00
TOTAL 100 PERSONAL SERVICES	222,602.38	271,132.00	271,132.00	209,034.75	105,289.25	254,835.00
<u>200 MATERIAL &amp; SUPPLIES</u>						
441-201 EXPENDABLE TOOLS	199.99	1,000.00	1,000.00	329.28	0.00	1,000.00
441-202 JANITORIAL SUPPLIES	1,212.38	1,300.00	1,300.00	831.13	210.81	3,500.00
441-203 OFFICE SUPPLIES	251.15	1,000.00	1,000.00	865.28	767.01	1,250.00
441-204 PETROLEUM	418,632.61	460,000.00	460,000.00	427,854.30	369,837.03	475,000.00
441-205 CHEMICALS/FERTILIZERS	1,214.00	1,000.00	1,000.00	0.00	0.00	1,500.00
441-206 SAFETY EQUIPMENT	85.35	1,000.00	1,000.00	42.88	353.08	1,000.00
441-209 OTHER OPERATING SUPPLIES	0.00	0.00	0.00	0.00	1,036.98	0.00
441-212 REFERENCE MATERIAL	0.00	500.00	500.00	0.00	0.00	500.00
441-214 MATERIALS AND SUPPLIES	6,840.98	5,000.00	5,000.00	4,070.60	3,442.56	5,500.00
441-215 AIRCRAFT SUPPLIES/PARTS	1,588.23	4,000.00	4,000.00	1,391.21	0.00	4,000.00
441-242 POSTAGE	0.00	300.00	300.00	0.00	0.00	300.00
TOTAL 200 MATERIAL & SUPPLIES	430,024.69	475,100.00	475,100.00	435,384.68	375,647.47	493,550.00
<u>300 OTHER SERVICES &amp; CHAR</u>						
441-311 CONTRACTUAL	8,877.79	8,000.00	8,000.00	9,502.28	11,814.52	10,000.00
441-314 MOTIVE MAINTENANCE	5,071.47	8,500.00	8,500.00	2,247.97	1,806.52	10,500.00
441-315 MAINTENANCE NON-MOTIVE	6,359.02	8,000.00	8,000.00	3,835.76	6,023.02	9,000.00
441-317 TECHNOLOGY HARDWARE	43.47	550.00	550.00	97.99	0.00	550.00
441-318 TECHNOLOGY SOFTWARE	372.00	5,042.00	5,042.00	372.00	0.00	5,042.00
441-334 MEDICAL	241.66	150.00	150.00	0.00	311.40	150.00
441-341 COMMUNICATIONS	4,755.61	3,796.00	3,796.00	4,670.14	7,271.11	2,068.00
441-347 NATURAL GAS	7,667.59	8,000.00	8,000.00	10,153.63	5,576.50	12,000.00
441-348 ELECTRICITY	18,495.94	17,500.00	17,500.00	17,482.46	16,091.46	22,000.00
441-351 INSURANCE-VEH, BLD, GL	8,180.00	7,650.00	7,650.00	9,337.00	0.00	7,650.00
441-362 UNIFORMS	116.00	500.00	500.00	54.00	677.80	500.00
441-363 TRAVEL & TRAINING	252.88	2,000.00	2,000.00	693.54	0.00	5,500.00
441-364 DUES & MEMBERSHIPS	100.00	300.00	300.00	625.00	120.00	1,000.00

PROPOSED BUDGET WORKSHEET

AS OF: MAY 30TH, 2025

33 -SPECIAL AIRPORT

41 AIRPORT

DEPARTMENT EXPENDITURES

DEPARTMENT EXPENDITURES	PRIOR YEAR	CURRENT YEAR			PROJECTED BALANCE	PROPOSED BUDGET
	ACTUAL 2023-2024	ORIGINAL BUDGET	AMENDED BUDGET	Y-T-D ACTUAL		
441-379 UNCLASSIFIED	5,200.00	0.00	0.00	200.00	364.69	0.00
441-388 PCARD PURCHASES	0.00	2,500.00	2,500.00	0.00	0.00	2,500.00
TOTAL 300 OTHER SERVICES & CHAR	65,733.43	72,488.00	72,488.00	59,271.77	50,057.02	88,460.00
<u>400 CAPITAL OUTLAY</u>						
441-401 CAPITAL OUTLAY	23,309.35	24,995.00	24,995.00	14,741.17	0.00	10,495.00
441-402 CAPITAL OUTLAY-TECHNOLOGY	0.00	0.00	0.00	0.00	0.00	18,000.00
TOTAL 400 CAPITAL OUTLAY	23,309.35	24,995.00	24,995.00	14,741.17	0.00	28,495.00
<u>600 INTER FUND TRANSFERS</u>						
TOTAL						
<hr/>						
TOTAL 41 AIRPORT	741,669.85	843,715.00	843,715.00	718,432.37	530,993.74	865,340.00
<hr/>						
*** TOTAL EXPENDITURES ***	741,669.85	845,472.00	845,472.00	718,432.37	530,993.74	869,028.00
<hr/>						

\*\*\* END OF REPORT \*\*\*

PROPOSED BUDGET WORKSHEET

AS OF: MAY 30TH, 2025

74 -WMA DEBT SERVICE FUND

FINANCIAL SUMMARY

PRIOR YEAR  
 ACTUAL  
 2023-2024

----- CURRENT YEAR -----  
 ORIGINAL BUDGET  
 AMENDED BUDGET  
 Y-T-D  
 ACTUAL

PROJECTED  
 BALANCE

PROPOSED  
 BUDGET

REVENUE SUMMARY

37 TRANSFER FROM OTHER FU                    4,888,988.52    5,255,905.00    5,255,905.00    4,491,310.32    3,256,039.73    5,401,313.00

\*\*\* TOTAL REVENUES \*\*\*                    4,888,988.52    5,255,905.00    5,255,905.00    4,491,310.32    3,256,039.73    5,401,313.00

EXPENDITURE SUMMARY

NON DEPARTMENTAL                    8,500.00            14,000.00            14,000.00            16,500.00            3,000.00            14,000.00

CITY AT LARGE                    1,157,583.12            1,163,744.00            1,163,744.00            964,738.08            189,891.47            1,166,161.00

BSGC                    49,308.00            27,809.00            27,809.00            45,199.00            0.00            49,640.00

WMGC                    10,464.00            35,013.00            35,013.00            12,331.51            0.00            24,000.00

PARKS                    1,907,262.11            1,852,507.00            1,852,507.00            1,521,771.70            1,806,514.83            1,846,498.00

UTILITY                    438,810.79            420,961.00            420,961.00            368,198.06            0.00            426,146.00

WATER                    140,996.24            312,918.00            312,918.00            116,792.70            0.00            359,038.00

WASTE WATER                    94,581.69            302,661.00            302,661.00            550,920.76            110,639.42            348,313.00

STORMWATER                    273,698.57            314,494.00            314,494.00            226,715.20            0.00            315,850.00

FIRE                    809,784.00            811,798.00            811,798.00            682,291.65            0.00            813,696.00

HOSPITAL                    0.00                    0.00                    0.00                    0.00                    1,145,994.00                    0.00

\*\*\* TOTAL EXPENDITURES \*\*\*                    4,890,988.52    5,255,905.00    5,255,905.00    4,505,458.66    3,256,039.72    5,363,342.00

\*\* REVENUES OVER (UNDER) EXPENDITURES \*\* (    2,000.00)                    0.00                    0.00                    (    14,148.34)                    0.01                    37,971.00





PROPOSED BUDGET WORKSHEET

AS OF: MAY 30TH, 2025

74 -WMA DEBT SERVICE FUND

CITY AT LARGE

DEPARTMENT EXPENDITURES

DEPARTMENT EXPENDITURES	PRIOR YEAR	CURRENT YEAR			PROJECTED BALANCE	PROPOSED BUDGET
	ACTUAL 2023-2024	ORIGINAL BUDGET	AMENDED BUDGET	Y-T-D ACTUAL		
<u>500 DEBT SERVICE</u>						
423-501 SERIES 2010 USDA NOTE-PRIN	71,788.20	74,536.00	74,536.00	61,959.63	0.00	77,379.00
423-502 SERIES 2010 USDA NOTE-INT	114,103.80	111,356.00	111,356.00	92,950.37	0.00	108,513.00
423-503 SERIES OIFA NOTE DW-PRIN	0.00	0.00	0.00	0.00	106,095.88	0.00
423-504 SERIES OIFA NOTE DW-INT	0.00	0.00	0.00	0.00	83,795.59	0.00
423-517 SERIES 2020 NOTE-34TH-PRIN	544,112.40	559,800.00	559,800.00	465,423.98	0.00	568,350.00
423-518 SERIES 2020 NOTE-34TH-INTEREST	33,497.04	19,457.00	19,457.00	14,952.02	0.00	12,460.00
423-519 SERIES 2021A-CITY HALL-PRNC	394,081.68	379,000.00	379,000.00	329,452.08	0.00	385,000.00
423-520 SERIES 2021A-CITY HALL-INT	0.00	19,595.00	19,595.00	0.00	0.00	14,459.00
TOTAL 500 DEBT SERVICE	1,157,583.12	1,163,744.00	1,163,744.00	964,738.08	189,891.47	1,166,161.00
<u>600 INTER FUND TRANSFERS</u>						
TOTAL						
TOTAL CITY AT LARGE	1,157,583.12	1,163,744.00	1,163,744.00	964,738.08	189,891.47	1,166,161.00

















C I T Y O F W O O D W A R D  
 PROPOSED BUDGET WORKSHEET  
 AS OF: MAY 30TH, 2025

74 -WMA DEBT SERVICE FUND  
 HOSPITAL  
 DEPARTMENT EXPENDITURES

DEPARTMENT EXPENDITURES	PRIOR YEAR	CURRENT YEAR			PROJECTED BALANCE	PROPOSED BUDGET
	ACTUAL 2023-2024	ORIGINAL BUDGET	AMENDED BUDGET	Y-T-D ACTUAL		
<hr/>						
<u>300 OTHER SERVICES &amp; CHAR</u>						
498-301 TRUSTEE FEES	0.00	0.00	0.00	0.00	1,200.00	0.00
TOTAL 300 OTHER SERVICES & CHAR	0.00	0.00	0.00	0.00	1,200.00	0.00
<hr/>						
<u>500 DEBT SERVICE</u>						
498-501 SERIES 2003 NOTE-PRINCIPAL	0.00	0.00	0.00	0.00	889,994.04	0.00
498-502 SERIES 2003 NOTE-INTEREST	0.00	0.00	0.00	0.00	254,799.96	0.00
TOTAL 500 DEBT SERVICE	0.00	0.00	0.00	0.00	1,144,794.00	0.00
<hr/>						
TOTAL HOSPITAL	0.00	0.00	0.00	0.00	1,145,994.00	0.00
<hr/>						
*** TOTAL EXPENDITURES ***	4,890,988.52	5,255,905.00	5,255,905.00	4,505,458.66	3,256,039.72	5,363,342.00
<hr/>						

\*\*\* END OF REPORT \*\*\*

PROPOSED BUDGET WORKSHEET

AS OF: MAY 30TH, 2025

75 -WMA

FINANCIAL SUMMARY

PRIOR YEAR  
 ACTUAL  
 2023-2024

----- CURRENT YEAR -----  
 ORIGINAL BUDGET  
 AMENDED BUDGET  
 Y-T-D  
 ACTUAL

PROJECTED  
 BALANCE

PROPOSED  
 BUDGET

REVENUE SUMMARY

30 TAXES	2,079.20	2,073.00	2,073.00	1,924.10	4,269.79	1,827.00
33 CHARGES FOR SERVICES	8,742,891.92	10,393,203.00	10,393,203.00	8,631,093.72	5,108,915.65	10,230,825.00
35 INTEREST	143,621.57	163,661.00	163,661.00	70,140.75	28,857.30	84,118.00
36 MISCELLANEOUS	58,385.10	73,090.00	73,090.00	23,883.54	76,046.84	27,391.00
38 GRANT REVENUE	( 729.07)	0.00	0.00	0.00	0.00	0.00
39 OTHER	0.00	2,060,000.00	2,060,000.00	0.00	0.00	2,150,000.00

\*\*\* TOTAL REVENUES \*\*\*

	8,946,248.72	12,692,027.00	12,692,027.00	8,727,042.11	5,218,089.58	12,494,161.00
--	--------------	---------------	---------------	--------------	--------------	---------------

EXPENDITURE SUMMARY

00 NON DEPARTMENTAL	3,685,401.48	7,072,632.00	7,072,632.00	3,636,410.71	1,244,726.65	5,820,182.00
23 CITY AT LARGE	34,300.38	0.00	0.00	50,285.09	0.00	0.00
26 BSGC	200,022.22	341,543.00	341,543.00	313,587.47	0.00	377,937.00
27 WMGC	38,362.51	115,420.00	115,420.00	28,128.44	0.00	125,000.00
50 PUBLIC WORKS ADM.	194,595.98	229,216.00	229,216.00	168,812.87	169,745.99	212,231.00
51 UTILITY BILLING	379,385.18	452,519.00	452,519.00	387,071.94	397,104.89	472,995.00
61 SOLID WASTE	1,309,042.26	1,235,311.00	1,235,311.00	991,117.10	856,267.47	1,566,090.00
65 WATER	1,583,615.56	1,565,349.00	1,565,349.00	1,388,166.20	1,575,054.92	1,937,162.00
66 WASTE WATER	821,559.81	774,564.00	774,564.00	789,357.31	756,512.03	1,098,802.00
69 WAREHOUSE	104,891.79	147,523.00	147,523.00	115,638.99	0.00	148,127.00
70 STORMWATER	444,226.82	657,950.00	657,950.00	370,456.57	0.00	635,635.00
98 HOSPITAL	88,404.14	100,000.00	100,000.00	0.00	0.00	100,000.00

\*\*\* TOTAL EXPENDITURES \*\*\*

	8,883,808.13	12,692,027.00	12,692,027.00	8,239,032.69	4,999,411.95	12,494,161.00
--	--------------	---------------	---------------	--------------	--------------	---------------

\*\* REVENUES OVER(UNDER) EXPENDITURES \*\*

	62,440.59	0.00	0.00	488,009.42	218,677.63	0.00
--	-----------	------	------	------------	------------	------

PROPOSED BUDGET WORKSHEET

AS OF: MAY 30TH, 2025

75 -WMA

DEPARTMENT REVENUES	PRIOR YEAR	----- CURRENT YEAR -----			PROJECTED BALANCE	PROPOSED BUDGET
	ACTUAL 2023-2024	ORIGINAL BUDGET	AMENDED BUDGET	Y-T-D ACTUAL		
<u>30 TAXES</u>						
3010 DUMPSTER SALES/RENTALS	2,079.20	2,073.00	2,073.00	1,924.10	4,269.79	1,827.00
TOTAL 30 TAXES	2,079.20	2,073.00	2,073.00	1,924.10	4,269.79	1,827.00
<u>33 CHARGES FOR SERVICES</u>						
3302 LEASE & RENT REV-WMA	12,662.60	0.00	0.00	13,998.64	0.00	0.00
3303 PENALTY REVENUE	83,879.85	94,107.00	94,107.00	92,675.14	54,680.04	113,861.00
3304 GARBAGE	1,531,332.01	1,584,365.00	1,584,365.00	1,426,875.04	809,375.73	1,627,628.00
3305 WATER	3,881,110.25	4,928,222.00	4,928,222.00	4,094,385.52	2,253,111.15	4,884,175.00
3305-00NON-REFUNDABLE INCOME	44.35	60.00	60.00	23.86	74.97	26.00
3306 WATER TAPS	16,867.35	22,300.00	22,300.00	10,062.65	23,141.25	15,027.00
3307 TURN ON FEES	100,800.00	110,656.00	110,656.00	87,300.00	38,745.00	104,384.00
3308 SEWER SURCHARGE	4,980.00	6,302.00	6,302.00	7,120.00	2,017.50	5,794.00
3308-10SEWER TESTING FEE	1,785.00	2,240.00	2,240.00	2,670.00	0.00	2,173.00
3308-11SEPTIC TANK DISPOSAL LICENSE	400.00	0.00	0.00	220.00	0.00	0.00
3309 SEWER REVENUE	1,709,141.03	2,147,093.00	2,147,093.00	1,638,295.30	870,838.89	1,964,992.00
3310 SEWER TAPS	24,806.65	30,602.00	30,602.00	21,945.95	6,064.12	22,209.00
3311 NONOPERATING RENTAL REVENUE	18,900.00	110,700.00	110,700.00	125,200.00	346,423.50	110,700.00
3312 EXCESSIVE INDUST WASTE FEE	126.61	0.00	0.00	36.80	6,675.00	55.00
3313 WRH LEASE RENTAL REVENUE	750,000.00	750,000.00	750,000.00	562,500.00	697,768.50	750,000.00
3314 TRIM LIMB REMOVAL	7,580.00	8,572.00	8,572.00	7,000.00	0.00	8,363.00
3316 STORMWATER REVENUE	597,876.22	597,984.00	597,984.00	540,454.82	0.00	621,438.00
3317 TEMPORARY USE FEE-WATER	600.00	0.00	0.00	330.00	0.00	0.00
TOTAL 33 CHARGES FOR SERVICES	8,742,891.92	10,393,203.00	10,393,203.00	8,631,093.72	5,108,915.65	10,230,825.00
<u>35 INTEREST</u>						
3501 INTEREST	143,621.57	163,661.00	163,661.00	70,140.75	28,857.30	84,118.00
TOTAL 35 INTEREST	143,621.57	163,661.00	163,661.00	70,140.75	28,857.30	84,118.00
<u>36 MISCELLANEOUS</u>						
3600 WATER FLUORIDATION GRANT	0.00	1.00	1.00	0.00	0.00	0.00
3601 MISCELLANEOUS	14,312.04	16,595.00	16,595.00	5,407.25	15,881.50	5,451.00
3605 SHORT/OVER	31.91	0.00	0.00	98.67	( 227.97)	0.00
3606 KLINE FARM REVENUE	6,050.00	2,000.00	2,000.00	3,025.00	3,750.00	2,000.00
3618 INSURANCE RECEIPTS	32,991.15	49,267.00	49,267.00	0.00	56,643.31	0.00
3624 WOODWARD MUNICIPL GOLF COURSE	5,000.00	5,227.00	5,227.00	15,352.62	0.00	19,940.00
TOTAL 36 MISCELLANEOUS	58,385.10	73,090.00	73,090.00	23,883.54	76,046.84	27,391.00

PROPOSED BUDGET WORKSHEET

AS OF: MAY 30TH, 2025

75 -WMA

DEPARTMENT REVENUES	PRIOR YEAR	----- CURRENT YEAR -----			PROJECTED BALANCE	PROPOSED BUDGET
	ACTUAL 2023-2024	ORIGINAL BUDGET	AMENDED BUDGET	Y-T-D ACTUAL		
<u>37 TRANSFER FROM OTHER FU</u>						
TOTAL						
<u>38 GRANT REVENUE</u>						
3800 BAD DEBT EXPENSE-WATER	( 729.07)	0.00	0.00	0.00	0.00	0.00
TOTAL 38 GRANT REVENUE	( 729.07)	0.00	0.00	0.00	0.00	0.00
<u>39 OTHER</u>						
3902 UNRESTRICTED PY RESERVES	0.00	2,060,000.00	2,060,000.00	0.00	0.00	2,150,000.00
TOTAL 39 OTHER	0.00	2,060,000.00	2,060,000.00	0.00	0.00	2,150,000.00
 *** TOTAL REVENUES ***	 8,946,248.72	 12,692,027.00	 12,692,027.00	 8,727,042.11	 5,218,089.58	 12,494,161.00





PROPOSED BUDGET WORKSHEET

AS OF: MAY 30TH, 2025

75 -WMA

26 BSGC

DEPARTMENT EXPENDITURES	PRIOR YEAR	----- CURRENT YEAR -----			PROJECTED BALANCE	PROPOSED BUDGET
	ACTUAL 2023-2024	ORIGINAL BUDGET	AMENDED BUDGET	Y-T-D ACTUAL		
<u>100 PERSONAL SERVICES</u>						
426-101 SALARIES	64,391.52	72,792.00	72,792.00	64,400.00	0.00	75,034.00
426-103 SICK LEAVE BUY BACK	740.33	0.00	0.00	0.00	0.00	0.00
426-110 DRIVERS HOURS	0.00	5,572.00	5,572.00	0.00	0.00	0.00
426-111 CITY'S SHARE FICA	4,634.78	0.00	0.00	4,435.97	0.00	5,784.00
426-112 WORKMEN'S COMPENSATION	5,174.92	4,392.00	4,392.00	2,882.70	0.00	4,560.00
426-113 HEALTH INSURANCE	16,811.80	20,066.00	20,066.00	21,691.80	0.00	22,838.00
426-114 CITY RETIREMENT	5,254.52	5,827.00	5,827.00	5,182.80	0.00	6,049.00
426-118 LONGEVITY	480.00	42.00	42.00	0.00	0.00	160.00
426-120 EMPLOYEE FOOTWEAR	54.14	108.00	108.00	54.14	0.00	0.00
426-123 UNEMPLOYMENT	0.00	0.00	0.00	0.00	0.00	756.00
426-161 CELL PHONE STIPEND	70.00	420.00	420.00	385.00	0.00	420.00
TOTAL 100 PERSONAL SERVICES	97,612.01	109,219.00	109,219.00	99,032.41	0.00	115,601.00
<u>200 MATERIAL &amp; SUPPLIES</u>						
426-214 MATERIALS AND SUPPLIES	539.65	400.00	400.00	1,426.12	0.00	2,000.00
TOTAL 200 MATERIAL & SUPPLIES	539.65	400.00	400.00	1,426.12	0.00	2,000.00
<u>300 OTHER SERVICES &amp; CHAR</u>						
426-311 CONTRACTUAL	36,100.00	37,500.00	37,500.00	33,100.00	0.00	37,500.00
426-315 MAINTENANCE NON-MOTIVE	2,358.50	2,500.00	2,500.00	58.44	0.00	2,500.00
426-318 TECHNOLOGY SOFTWARE	0.00	150.00	150.00	0.00	0.00	150.00
426-334 MEDICAL	211.50	150.00	150.00	0.00	0.00	150.00
426-341 COMMUNICATIONS	10,967.44	3,024.00	3,024.00	8,083.91	0.00	0.00
426-348 ELECTRICITY	28,331.53	38,000.00	38,000.00	33,238.12	0.00	38,000.00
426-364 DUES & MEMBERSHIPS	0.00	600.00	600.00	0.00	0.00	600.00
426-379 UNCLASSIFIED	2,001.59	50,000.00	50,000.00	7,333.63	0.00	50,000.00
TOTAL 300 OTHER SERVICES & CHAR	79,970.56	131,924.00	131,924.00	81,814.10	0.00	128,900.00
<u>400 CAPITAL OUTLAY</u>						
426-401 CAPITAL OUTLAY	21,900.00	100,000.00	100,000.00	131,314.84	0.00	131,436.00
TOTAL 400 CAPITAL OUTLAY	21,900.00	100,000.00	100,000.00	131,314.84	0.00	131,436.00
<u>600 INTER FUND TRANSFERS</u>						
TOTAL						
TOTAL 26 BSGC	200,022.22	341,543.00	341,543.00	313,587.47	0.00	377,937.00



PROPOSED BUDGET WORKSHEET

AS OF: MAY 30TH, 2025

75 -WMA

50 PUBLIC WORKS ADM.

DEPARTMENT EXPENDITURES

	PRIOR YEAR	CURRENT YEAR			PROJECTED BALANCE	PROPOSED BUDGET
	ACTUAL	ORIGINAL	AMENDED	Y-T-D		
	2023-2024	BUDGET	BUDGET	ACTUAL		
<u>100 PERSONAL SERVICES</u>						
450-101 SALARIES	94,715.21	98,945.00	98,945.00	87,547.22	89,611.77	105,420.00
450-103 SICK LEAVE BUY BACK	513.12	671.00	671.00	0.00	0.00	1,753.00
450-106 PART-TIME	0.00	550.00	550.00	0.00	1,060.87	0.00
450-108 OVERTIME	0.00	1,000.00	1,000.00	0.00	2,263.80	0.00
450-111 CITY'S SHARE FICA	7,383.36	8,216.00	8,216.00	6,640.81	7,444.57	8,505.00
450-112 WORKMEN'S COMPENSATION	4,702.72	6,476.00	6,476.00	4,250.60	4,735.80	6,704.00
450-113 HEALTH INSURANCE	14,075.52	13,926.00	13,926.00	14,676.96	15,421.38	15,972.00
450-114 CITY RETIREMENT	8,039.99	8,591.00	8,591.00	7,236.13	7,536.10	8,894.00
450-118 LONGEVITY	4,850.00	5,294.00	5,294.00	2,520.00	4,485.00	5,330.00
450-120 EMPLOYEE FOOTWEAR	108.28	108.00	108.00	108.28	0.00	0.00
450-123 UNEMPLOYMENT	0.00	500.00	500.00	0.00	0.00	1,112.00
450-161 CELL PHONE STIPEND	420.00	420.00	420.00	385.00	0.00	420.00
450-162 CLOTHING ALLOWANCE	0.00	0.00	0.00	0.00	1,350.00	0.00
450-163 SERVERANCE PAY	0.00	434.00	434.00	0.00	0.00	0.00
TOTAL 100 PERSONAL SERVICES	134,808.20	145,131.00	145,131.00	123,365.00	133,909.29	154,110.00
<u>200 MATERIAL &amp; SUPPLIES</u>						
450-201 EXPANDABLE TOOLS	0.00	0.00	0.00	0.00	49.09	0.00
450-202 JANITORIAL SUPPLIES	2,469.53	2,500.00	2,500.00	2,143.43	1,563.75	2,500.00
450-203 OFFICE SUPPLIES	568.21	1,000.00	1,000.00	288.81	1,174.93	1,000.00
450-204 PETROLEUM	400.77	800.00	800.00	767.96	988.50	800.00
450-206 SAFETY EQUIPMENT	189.40	300.00	300.00	253.63	58.69	300.00
450-214 MATERIALS AND SUPPLIES	417.03	500.00	500.00	486.22	1,822.09	500.00
TOTAL 200 MATERIAL & SUPPLIES	4,044.94	5,100.00	5,100.00	3,940.05	5,657.05	5,100.00
<u>300 OTHER SERVICES &amp; CHAR</u>						
450-311 CONTRACTUAL	3,500.00	1,500.00	1,500.00	3,500.00	1,023.75	1,500.00
450-314 MOTIVE MAINTENANCE	0.00	1,000.00	1,000.00	0.00	30.00	1,000.00
450-315 MAINTENANCE NON-MOTIVE	103.41	750.00	750.00	262.42	195.00	750.00
450-317 TECHNOLOGY HARDWARE	1,358.47	1,480.00	1,480.00	751.88	0.00	1,480.00
450-318 TECHNOLOGY SOFTWARE	410.00	410.00	410.00	425.00	0.00	410.00
450-334 MEDICAL	0.00	150.00	150.00	0.00	81.75	150.00
450-341 COMMUNICATIONS	1,499.11	1,345.00	1,345.00	758.56	4,218.88	481.00
450-347 NATURAL GAS	8,777.55	12,000.00	12,000.00	10,168.44	10,794.43	12,000.00
450-348 ELECTRICITY	13,244.65	16,000.00	16,000.00	10,606.18	11,895.03	16,000.00
450-362 UNIFORMS	0.00	0.00	0.00	0.00	1,543.51	0.00
450-363 TRAVEL & TRAINING	8.10	2,000.00	2,000.00	307.94	208.50	2,000.00
450-364 DUES & MEMBERSHIPS	92.00	300.00	300.00	0.00	188.80	300.00
450-388 PCARD PURCHASES	0.00	1,050.00	1,050.00	0.00	0.00	1,050.00
TOTAL 300 OTHER SERVICES & CHAR	28,993.29	37,985.00	37,985.00	26,780.42	30,179.65	37,121.00



PROPOSED BUDGET WORKSHEET

AS OF: MAY 30TH, 2025

75 -WMA

51 UTILITY BILLING

DEPARTMENT EXPENDITURES

	PRIOR YEAR	CURRENT YEAR			PROJECTED BALANCE	PROPOSED BUDGET
	ACTUAL 2023-2024	ORIGINAL BUDGET	AMENDED BUDGET	Y-T-D ACTUAL		
<u>100 PERSONAL SERVICES</u>						
451-101 SALARIES	136,751.56	181,622.00	181,622.00	143,335.27	194,975.07	190,245.00
451-102 STAND-BY	278.10	0.00	0.00	192.84	0.00	193.00
451-103 SICK LEAVE BUY BACK	0.00	0.00	0.00	0.00	0.00	927.00
451-108 OVERTIME	808.25	250.00	250.00	418.82	0.00	224.00
451-111 CITY'S SHARE FICA	9,682.36	14,176.00	14,176.00	10,075.44	13,976.50	14,776.00
451-112 WORKMEN'S COMPENSATION	6,809.80	11,174.00	11,174.00	7,334.20	9,874.32	11,647.00
451-113 HEALTH INSURANCE	41,751.15	35,837.00	35,837.00	46,634.45	70,216.54	62,762.00
451-114 CITY RETIREMENT	11,127.14	14,824.00	14,824.00	11,592.08	15,154.14	15,452.00
451-118 LONGEVITY	1,340.00	1,903.00	1,903.00	870.00	4,635.00	2,070.00
451-120 EMPLOYEE FOOTWEAR	108.28	162.00	162.00	162.42	0.00	260.00
451-123 UNEMPLOYMENT	0.00	500.00	500.00	0.00	6,675.00	1,932.00
451-161 CELL PHONE STIPEND	385.00	420.00	420.00	420.00	0.00	420.00
451-163 SEVERANCE PAY	0.00	1,029.00	1,029.00	0.00	0.00	0.00
TOTAL 100 PERSONAL SERVICES	209,041.64	261,897.00	261,897.00	221,035.52	315,506.57	300,908.00
<u>200 MATERIAL &amp; SUPPLIES</u>						
451-201 EXPENDABLE TOOLS	423.66	1,200.00	1,200.00	245.71	0.00	1,200.00
451-203 OFFICE SUPPLIES	835.87	1,500.00	1,500.00	690.29	2,886.67	1,500.00
451-204 PETROLEUM	3,048.27	2,750.00	2,750.00	2,922.91	4,428.00	2,750.00
451-206 SAFETY EQUIPMENT	77.81	500.00	500.00	430.57	313.72	500.00
451-214 MATERIALS AND SUPPLIES	123.48	1,500.00	1,500.00	16.49	0.00	1,500.00
451-242 POSTAGE	17.00	0.00	0.00	0.00	20.02	0.00
TOTAL 200 MATERIAL & SUPPLIES	4,526.09	7,450.00	7,450.00	4,305.97	7,648.41	7,450.00
<u>300 OTHER SERVICES &amp; CHAR</u>						
451-311 CONTRACTUAL	95,122.85	98,000.00	98,000.00	112,891.57	63,220.00	98,000.00
451-314 MOTIVE MAINTENANCE	419.99	2,000.00	2,000.00	20.00	1,067.41	2,000.00
451-315 MAINTENANCE NON-MOTIVE	20.81	400.00	400.00	0.00	24.33	400.00
451-317 TECHNOLOGY HARDWARE	3,415.70	1,750.00	1,750.00	2,084.64	0.00	1,750.00
451-318 TECHNOLOGY SOFTWARE	33,905.05	39,660.00	39,660.00	36,116.68	0.00	39,810.00
451-334 MEDICAL	117.08	230.00	230.00	335.66	81.75	230.00
451-341 COMMUNICATIONS	2,679.39	2,738.00	2,738.00	1,933.45	1,156.20	1,993.00
451-348 ELECTRICITY	393.46	500.00	500.00	472.96	0.00	500.00
451-362 UNIFORMS	166.00	250.00	250.00	240.00	1,940.08	500.00
451-363 TRAVEL & TRAINING	765.44	1,500.00	1,500.00	0.00	871.74	1,500.00
451-364 DUES & MEMBERSHIPS	92.00	150.00	150.00	0.00	138.00	185.00
451-379 UNCLASSIFIED	0.00	0.00	0.00	0.00	5,450.40	0.00
451-388 PCARD PURCHASES	0.00	1,000.00	1,000.00	0.00	0.00	1,000.00
TOTAL 300 OTHER SERVICES & CHAR	137,097.77	148,178.00	148,178.00	154,094.96	73,949.91	147,868.00



PROPOSED BUDGET WORKSHEET

AS OF: MAY 30TH, 2025

75 -WMA

61 SOLID WASTE

DEPARTMENT EXPENDITURES

	PRIOR YEAR	CURRENT YEAR			PROJECTED BALANCE	PROPOSED BUDGET
	ACTUAL 2023-2024	ORIGINAL BUDGET	AMENDED BUDGET	Y-T-D ACTUAL		
<u>100 PERSONAL SERVICES</u>						
461-101 SALARIES	438,209.21	470,323.00	470,323.00	392,351.33	377,766.04	487,161.00
461-103 SICK LEAVE BUY BACK	324.22	446.00	446.00	0.00	0.00	550.00
461-106 PART-TIME	344.12	15,000.00	15,000.00	3,010.80	0.00	0.00
461-108 OVERTIME	2,402.64	7,500.00	7,500.00	2,174.10	15,820.39	1,822.00
461-109 EDUCATION/CDL INCENTIVE	2,925.00	2,700.00	2,700.00	2,475.00	1,360.50	0.00
461-110 DRIVER HOURS	0.00	9,700.00	9,700.00	0.00	0.00	0.00
461-111 CITY'S SHARE FICA	31,941.84	38,643.00	38,643.00	28,220.05	30,171.24	38,262.00
461-112 WORKMEN'S COMPENSATION	22,930.13	30,460.00	30,460.00	19,992.80	18,961.56	30,160.00
461-113 HEALTH INSURANCE	119,034.77	135,857.00	135,857.00	134,233.99	115,713.48	142,770.00
461-114 CITY RETIREMENT	36,257.14	40,411.00	40,411.00	32,405.15	31,219.87	40,013.00
461-118 LONGEVITY	8,320.00	9,984.00	9,984.00	4,270.00	12,660.00	10,340.00
461-120 EMPLOYEE FOOTWEAR	0.00	54.00	54.00	0.00	0.00	1,690.00
461-123 UNEMPLOYMENT	0.00	500.00	500.00	3,597.00	9,489.57	5,002.00
461-161 CELL PHONE STIPEND	840.00	840.00	840.00	770.00	0.00	840.00
461-163 SEVERANCE PAY	0.00	1,381.00	1,381.00	0.00	0.00	0.00
TOTAL 100 PERSONAL SERVICES	663,529.07	763,799.00	763,799.00	623,500.22	613,162.65	758,610.00
<u>200 MATERIAL &amp; SUPPLIES</u>						
461-201 EXPENDABLE TOOLS	188.24	500.00	500.00	316.22	24.69	500.00
461-203 OFFICE SUPPLIES	103.65	150.00	150.00	118.30	711.16	200.00
461-204 PETROLEUM	39,389.92	47,000.00	47,000.00	28,904.47	28,282.05	47,000.00
461-205 CHEMICALS/FERTILIZERS	1,156.86	700.00	700.00	210.49	649.45	700.00
461-206 SAFETY EQUIPMENT	6,465.82	12,000.00	12,000.00	5,613.37	8,744.58	12,000.00
461-209 OTHER OPERATING SUPPLIES	0.00	0.00	0.00	0.00	1,670.83	0.00
461-214 MATERIALS AND SUPPLIES	3,044.16	4,300.00	4,300.00	697.45	0.00	4,300.00
TOTAL 200 MATERIAL & SUPPLIES	50,348.65	64,650.00	64,650.00	35,860.30	40,082.76	64,700.00
<u>300 OTHER SERVICES &amp; CHAR</u>						
461-311 CONTRACTUAL	365.82	500.00	500.00	169.00	0.00	500.00
461-314 MOTIVE MAINTENANCE	39,731.43	40,000.00	40,000.00	41,717.32	51,547.51	40,000.00
461-315 MAINTENANCE NON-MOTIVE	1,184.99	1,700.00	1,700.00	34.96	177.09	1,700.00
461-317 TECHNOLOGY HARDWARE	0.00	100.00	100.00	89.99	0.00	100.00
461-318 TECHNOLOGY SOFTWARE	150.00	150.00	150.00	222.00	0.00	300.00
461-334 MEDICAL	711.98	300.00	300.00	319.90	52.50	300.00
461-341 COMMUNICATIONS	229.12	432.00	432.00	155.36	1,923.64	0.00
461-362 UNIFORMS	2,567.32	1,800.00	1,800.00	1,804.80	9,034.69	2,000.00
461-363 TRAVEL & TRAINING	52.00	500.00	500.00	0.00	907.11	500.00
461-364 DUES & MEMBERSHIPS	0.00	0.00	0.00	0.00	138.00	0.00
461-375 LANDFILL CHARGES	310,002.60	325,000.00	325,000.00	264,944.95	139,241.52	325,000.00
461-388 PCARD PURCHASES	0.00	11,250.00	11,250.00	0.00	0.00	11,250.00
TOTAL 300 OTHER SERVICES & CHAR	354,995.26	381,732.00	381,732.00	309,458.28	203,022.06	381,650.00



PROPOSED BUDGET WORKSHEET

AS OF: MAY 30TH, 2025

75 -WMA

65 WATER

DEPARTMENT EXPENDITURES

PRIOR YEAR

----- CURRENT YEAR -----

ACTUAL  
2023-2024

ORIGINAL  
BUDGET

AMENDED  
BUDGET

Y-T-D  
ACTUAL

PROJECTED  
BALANCE

PROPOSED  
BUDGET

100 PERSONAL SERVICES

465-101	SALARIES	307,285.70	358,118.00	358,118.00	293,500.69	291,343.59	374,170.00
465-102	STANDBY	7,150.18	4,000.00	4,000.00	6,627.43	1,403.22	4,774.00
465-103	SICK LEAVE BUY BACK	901.17	1,117.00	1,117.00	0.00	0.00	1,992.00
465-106	PART-TIME	2,709.34	0.00	0.00	6,705.01	0.00	0.00
465-108	OVERTIME	27,766.31	20,000.00	20,000.00	19,118.33	43,516.51	26,729.00
465-109	EDUCATION/CDL INCENTIVE	0.00	0.00	0.00	150.00	455.34	0.00
465-111	CITY'S SHARE FICA	25,285.26	29,971.00	29,971.00	23,885.95	25,858.03	31,547.00
465-112	WORKMEN'S COMPENSATION	17,204.08	23,624.00	23,624.00	15,505.90	16,021.92	24,866.00
465-113	HEALTH INSURANCE	58,882.56	106,938.00	106,938.00	60,505.51	88,274.44	72,197.00
465-114	CITY RETIREMENT	27,949.10	31,342.00	31,342.00	26,249.75	26,855.82	32,990.00
465-118	LONGEVITY	4,030.00	4,399.00	4,399.00	2,040.00	10,545.00	5,020.00
465-120	EMPLOYEE FOOTWEAR	0.00	54.00	54.00	0.00	0.00	1,170.00
465-123	UNEMPLOYMENT	0.00	500.00	500.00	432.91	1,238.80	4,124.00
465-161	CELL PHONE STIPEND	1,050.00	1,260.00	1,260.00	1,470.00	0.00	1,680.00
465-163	SEVERANCE PAY	0.00	3,640.00	3,640.00	0.00	0.00	0.00
TOTAL 100 PERSONAL SERVICES		480,213.70	584,963.00	584,963.00	456,191.48	505,512.67	581,259.00

200 MATERIAL & SUPPLIES

465-201	EXPENDABLE TOOLS	5,510.60	5,000.00	5,000.00	4,598.72	6,239.46	5,000.00
465-203	OFFICE SUPPLIES	216.27	500.00	500.00	610.30	136.83	500.00
465-204	PETROLEUM	26,209.03	24,000.00	24,000.00	17,711.15	22,146.82	24,000.00
465-205	CHEMICALS/FERTILIZERS	30,673.55	50,000.00	50,000.00	13,103.99	24,901.86	50,000.00
465-206	SAFETY EQUIPMENT	1,908.85	3,000.00	3,000.00	3,839.35	4,354.89	3,000.00
465-209	OTHER OPERATING SUPPLIES	0.00	0.00	0.00	0.00	594.88	0.00
465-214	MATERIALS AND SUPPLIES	119,646.92	110,000.00	110,000.00	96,516.45	452,787.00	110,000.00
TOTAL 200 MATERIAL & SUPPLIES		184,165.22	192,500.00	192,500.00	136,379.96	511,161.74	192,500.00

300 OTHER SERVICES & CHAR

465-311	CONTRACTUAL	11,897.95	15,000.00	15,000.00	17,152.02	7,959.91	15,000.00
465-314	MOTIVE MAINTENANCE	12,400.35	10,000.00	10,000.00	15,025.17	8,122.81	15,000.00
465-315	MAINTENANCE NON-MOTIVE	174,248.34	140,000.00	140,000.00	116,263.77	9,399.69	140,000.00
465-317	TECHNOLOGY HARDWARE	23.99	150.00	150.00	0.00	0.00	150.00
465-318	TECHNOLOGY SOFTWARE	1,504.00	1,378.00	1,378.00	941.00	0.00	1,504.00
465-322	Renals	0.00	1,000.00	1,000.00	0.00	0.00	1,000.00
465-334	MEDICAL	972.92	150.00	150.00	687.15	0.00	150.00
465-341	COMMUNICATIONS	7,002.85	3,893.00	3,893.00	4,193.93	5,802.07	3,029.00
465-346	WATER PURCHASE	185,413.58	180,000.00	180,000.00	130,514.57	57,530.68	180,000.00
465-348	ELECTRICITY	366,951.31	410,000.00	410,000.00	317,239.95	308,651.04	410,000.00
465-362	UNIFORMS	2,777.68	3,000.00	3,000.00	2,713.44	6,670.78	3,000.00
465-363	TRAVEL & TRAINING	9,031.72	3,500.00	3,500.00	1,693.07	3,439.98	3,500.00
465-364	DUES & MEMBERSHIPS	599.63	2,000.00	2,000.00	0.00	1,469.80	2,000.00
465-379	UNCLASSIFIED	0.00	0.00	0.00	2,515.00	0.00	0.00
465-388	PCARD PURCHASES	0.00	7,000.00	7,000.00	0.00	0.00	7,000.00
TOTAL 300 OTHER SERVICES & CHAR		772,824.32	777,071.00	777,071.00	608,939.07	409,046.76	781,333.00

PROPOSED BUDGET WORKSHEET

AS OF: MAY 30TH, 2025

75 -WMA

65 WATER

DEPARTMENT EXPENDITURES

DEPARTMENT EXPENDITURES	PRIOR YEAR	CURRENT YEAR			PROJECTED BALANCE	PROPOSED BUDGET
	ACTUAL 2023-2024	ORIGINAL BUDGET	AMENDED BUDGET	Y-T-D ACTUAL		
<u>400 CAPITAL OUTLAY</u>						
465-401 CAPITAL OUTLAY	146,412.32	8,315.00	8,315.00	182,555.69	149,333.75	128,315.00
465-402 CAPITAL OUTLAY (TECHNNOLOGY)	<u>0.00</u>	<u>2,500.00</u>	<u>2,500.00</u>	<u>4,100.00</u>	<u>0.00</u>	<u>0.00</u>
TOTAL 400 CAPITAL OUTLAY	146,412.32	10,815.00	10,815.00	186,655.69	149,333.75	128,315.00
<u>500 DEBT SERVICE</u>						
TOTAL						
<u>600 INTER FUND TRANSFERS</u>						
465-677 Transfer to Debt Service	<u>0.00</u>	<u>0.00</u>	<u>0.00</u>	<u>0.00</u>	<u>0.00</u>	<u>253,755.00</u>
TOTAL 600 INTER FUND TRANSFERS	0.00	0.00	0.00	0.00	0.00	253,755.00
TOTAL 65 WATER	1,583,615.56	1,565,349.00	1,565,349.00	1,388,166.20	1,575,054.92	1,937,162.00

PROPOSED BUDGET WORKSHEET

AS OF: MAY 30TH, 2025

75 -WMA

66 WASTE WATER

DEPARTMENT EXPENDITURES

	PRIOR YEAR	----- CURRENT YEAR -----			PROJECTED	PROPOSED			
		ACTUAL	ORIGINAL	AMENDED			Y-T-D	BALANCE	BUDGET
		2023-2024	BUDGET	BUDGET			ACTUAL		
<u>100 PERSONAL SERVICES</u>									
466-101 SALARIES	233,803.62	238,644.00	238,644.00	206,243.92	227,093.92	258,524.00			
466-102 STANDBY	3,425.44	2,500.00	2,500.00	2,982.89	1,137.96	2,839.00			
466-103 SICK LEAVE BUY BACK	0.00	24.00	24.00	0.00	0.00	3,101.00			
466-106 PART-TIME	2,104.32	0.00	0.00	2,169.13	0.00	0.00			
466-108 OVERTIME	8,989.70	15,000.00	15,000.00	8,363.29	13,119.45	11,935.00			
466-109 EDUCATION/CDL INCENTIVE	2,325.00	2,700.00	2,700.00	1,650.00	1,965.87	0.00			
466-111 CITY'S SHARE FICA	18,196.16	20,241.00	20,241.00	15,960.93	18,365.61	21,327.00			
466-112 WORKMEN'S COMPENSATION	12,706.60	15,955.00	15,955.00	10,472.30	12,001.68	16,810.00			
466-113 HEALTH INSURANCE	64,630.44	79,388.00	79,388.00	63,237.96	71,932.14	71,853.00			
466-114 CITY RETIREMENT	20,581.38	21,167.00	21,167.00	18,059.20	19,413.67	22,302.00			
466-118 LONGEVITY	4,260.00	4,659.00	4,659.00	2,140.00	9,870.00	5,060.00			
466-120 EMPLOYEE FOOTWEAR	0.00	108.00	108.00	0.00	0.00	780.00			
466-123 UNEMPLOYMENT	0.00	500.00	500.00	0.00	0.00	2,788.00			
466-161 CELL PHONE STIPEND	350.00	420.00	420.00	385.00	0.00	420.00			
466-163 SEVERANCE PAY	0.00	3,258.00	3,258.00	0.00	0.00	0.00			
TOTAL 100 PERSONAL SERVICES	371,372.66	404,564.00	404,564.00	331,664.62	374,900.30	417,739.00			
<u>200 MATERIAL &amp; SUPPLIES</u>									
466-201 EXPENDABLE TOOLS	3,006.98	3,400.00	3,400.00	912.46	1,378.92	3,400.00			
466-202 JANITORIAL SUPPLIES	407.80	1,150.00	1,150.00	72.09	1,760.19	1,150.00			
466-203 OFFICE SUPPLIES	1,375.57	1,000.00	1,000.00	637.25	606.61	1,000.00			
466-204 PETROLEUM	7,099.02	10,000.00	10,000.00	5,747.86	11,442.00	10,000.00			
466-205 CHEMICALS/FERTILIZERS	9,848.88	17,000.00	17,000.00	6,446.07	10,975.99	17,000.00			
466-206 SAFETY EQUIPMENT	866.51	2,500.00	2,500.00	663.03	4,065.09	2,500.00			
466-209 OTHER OPERATING SUPPLIES	0.00	0.00	0.00	0.00	64.42	0.00			
466-214 MATERIALS AND SUPPLIES	26,002.13	20,000.00	20,000.00	31,963.12	3,734.14	20,000.00			
TOTAL 200 MATERIAL & SUPPLIES	48,606.89	55,050.00	55,050.00	46,441.88	34,027.36	55,050.00			
<u>300 OTHER SERVICES &amp; CHAR</u>									
466-311 CONTRACTUAL	57,331.91	57,000.00	57,000.00	49,564.20	855.00	57,000.00			
466-314 MOTIVE MAINTENANCE	17,632.06	10,000.00	10,000.00	5,109.60	5,142.94	10,000.00			
466-315 MAINTENANCE NON-MOTIVE	90,360.28	88,000.00	88,000.00	90,361.79	65,149.09	88,000.00			
466-317 TECHNOLOGY HARDWARE	163.47	500.00	500.00	126.97	0.00	500.00			
466-318 TECHNOLOGY SOFTWARE	632.00	578.00	578.00	575.00	0.00	482.00			
466-322 RENTALS	0.00	0.00	0.00	589.29	0.00	0.00			
466-334 MEDICAL	137.45	150.00	150.00	335.66	0.00	150.00			
466-341 COMMUNICATIONS	3,053.68	2,403.00	2,403.00	2,336.28	1,825.75	1,107.00			
466-348 ELECTRICITY	110,754.61	125,000.00	125,000.00	92,492.48	116,452.27	125,000.00			
466-362 UNIFORMS	1,813.35	1,000.00	1,000.00	1,520.91	4,612.27	1,000.00			
466-363 TRAVEL & TRAINING	6,869.35	3,000.00	3,000.00	6,009.83	1,148.64	3,000.00			
466-364 DUES & MEMBERSHIPS	598.00	1,500.00	1,500.00	19.80	809.80	1,500.00			
466-388 PCARD PURCHASES	0.00	5,000.00	5,000.00	0.00	0.00	5,000.00			
TOTAL 300 OTHER SERVICES & CHAR	289,346.16	294,131.00	294,131.00	249,041.81	195,995.76	292,739.00			

PROPOSED BUDGET WORKSHEET

AS OF: MAY 30TH, 2025

75 -WMA

66 WASTE WATER

DEPARTMENT EXPENDITURES

DEPARTMENT EXPENDITURES	PRIOR YEAR	CURRENT YEAR			PROJECTED BALANCE	PROPOSED BUDGET
	ACTUAL 2023-2024	ORIGINAL BUDGET	AMENDED BUDGET	Y-T-D ACTUAL		
<u>400 CAPITAL OUTLAY</u>						
466-401 CAPITAL OUTLAY	111,713.48	18,319.00	18,319.00	158,109.00	151,588.61	78,319.00
466-402 CAPITAL OUTLAY (TECHNOLOGY)	<u>520.62</u>	<u>2,500.00</u>	<u>2,500.00</u>	<u>4,100.00</u>	<u>0.00</u>	<u>1,200.00</u>
TOTAL 400 CAPITAL OUTLAY	112,234.10	20,819.00	20,819.00	162,209.00	151,588.61	79,519.00
<u>500 DEBT SERVICE</u>						
TOTAL						
<u>600 INTER FUND TRANSFERS</u>						
466-677 Transfer to Debt Service	<u>0.00</u>	<u>0.00</u>	<u>0.00</u>	<u>0.00</u>	<u>0.00</u>	<u>253,755.00</u>
TOTAL 600 INTER FUND TRANSFERS	0.00	0.00	0.00	0.00	0.00	253,755.00
TOTAL 66 WASTE WATER	821,559.81	774,564.00	774,564.00	789,357.31	756,512.03	1,098,802.00

PROPOSED BUDGET WORKSHEET

AS OF: MAY 30TH, 2025

75 -WMA

69 WAREHOUSE

DEPARTMENT EXPENDITURES

	PRIOR YEAR	----- CURRENT YEAR -----			PROJECTED BALANCE	PROPOSED BUDGET
	ACTUAL 2023-2024	ORIGINAL BUDGET	AMENDED BUDGET	Y-T-D ACTUAL		
<u>100 PERSONAL SERVICES</u>						
469-101 SALARIES	40,282.20	41,793.00	41,793.00	37,086.14	0.00	43,684.00
469-106 PART TIME	17,856.46	18,820.00	18,820.00	15,264.00	0.00	18,096.00
469-108 OVERTIME	370.95	500.00	500.00	483.18	0.00	626.00
469-111 CITY'S SHARE FICA	4,490.97	5,074.00	5,074.00	4,003.24	0.00	4,960.00
469-112 WORKMEN'S COMP	3,064.72	3,999.00	3,999.00	2,624.80	0.00	3,910.00
469-113 HEALTH INSURANCE	7,082.76	6,963.00	6,963.00	7,338.48	0.00	7,986.00
469-114 CITY RETIREMENT	3,432.33	5,306.00	5,306.00	3,110.65	0.00	5,187.00
469-118 LONGEVITY	1,770.00	1,966.00	1,966.00	930.00	0.00	2,010.00
469-120 EMPLOYEE FOOTWEAR	108.28	108.00	108.00	108.28	0.00	0.00
469-123 UNEMPLOYMENT	0.00	0.00	0.00	0.00	0.00	648.00
469-161 CELL PHONE STIPEND	420.00	420.00	420.00	385.00	0.00	420.00
469-163 SERVANCE PAY	0.00	3,242.00	3,242.00	0.00	0.00	0.00
TOTAL 100 PERSONAL SERVICES	78,878.67	88,191.00	88,191.00	71,333.77	0.00	87,527.00
<u>200 MATERIAL &amp; SUPPLIES</u>						
469-202 JANITORIAL SUPPLIES	304.02	500.00	500.00	172.23	0.00	500.00
469-203 OFFICE SUPPLIES	146.34	270.00	270.00	69.99	0.00	270.00
469-204 PETROLEUM	84.21	0.00	0.00	156.66	0.00	300.00
469-206 SAFETY EQUIPMENT	25.77	360.00	360.00	42.31	0.00	360.00
469-214 MATERIALS AND SUPPLIES	24,608.04	15,000.00	15,000.00	44,169.96	0.00	15,000.00
TOTAL 200 MATERIAL & SUPPLIES	25,168.38	16,130.00	16,130.00	44,611.15	0.00	16,430.00
<u>300 OTHER SERVICES &amp; CHAR</u>						
469-311 CONTRACTUAL MAINTENANCE	0.00	450.00	450.00	0.00	0.00	450.00
469-314 MAINTENANCE MOTIVE	180.63	800.00	800.00	150.06	0.00	800.00
469-315 MAINTENANCE NON-MOTIVE	0.00	270.00	270.00	0.00	0.00	270.00
469-317 TECHNOLOGY HARDWARE	0.00	250.00	250.00	21.59	0.00	250.00
469-318 TECHNOLOGY SOFTWARE	150.00	150.00	150.00	150.00	0.00	150.00
469-334 MEDICAL	0.00	150.00	150.00	0.00	0.00	150.00
469-341 Communications	229.17	432.00	432.00	155.48	0.00	0.00
469-362 UNIFORMS	58.00	200.00	200.00	118.00	0.00	200.00
469-363 TRAVEL AND TRAINING	0.00	200.00	200.00	0.00	0.00	200.00
469-364 DUES AND MEMBERSHIPS	46.00	0.00	0.00	0.00	0.00	0.00
469-379 OTHER CLASSIFIED EXPENSE	180.94	300.00	300.00	( 901.06)	0.00	0.00
469-388 PCARD PURCHASES	0.00	40,000.00	40,000.00	0.00	0.00	40,000.00
TOTAL 300 OTHER SERVICES & CHAR	844.74	43,202.00	43,202.00	( 305.93)	0.00	42,470.00



PROPOSED BUDGET WORKSHEET

AS OF: MAY 30TH, 2025

75 -WMA

70 STORMWATER

DEPARTMENT EXPENDITURES

	PRIOR YEAR	----- CURRENT YEAR -----			PROJECTED BALANCE	PROPOSED BUDGET
	ACTUAL 2023-2024	ORIGINAL BUDGET	AMENDED BUDGET	Y-T-D ACTUAL		
<u>100 PERSONAL SERVICES</u>						
470-101 SALARIES	108,241.85	112,443.00	112,443.00	94,186.36	0.00	115,954.00
470-102 STANDBY	358.20	0.00	0.00	149.04	0.00	149.00
470-103 SICK LEAVE BUY BACK	671.63	926.00	926.00	0.00	0.00	1,359.00
470-106 PART-TIME	0.00	0.00	0.00	86.79	0.00	0.00
470-108 OVERTIME	111.16	0.00	0.00	291.50	0.00	491.00
470-111 CITY'S SHARE FICA	8,037.04	9,073.00	9,073.00	6,878.59	0.00	9,396.00
470-112 WORKMEN'S COMPENSATION	5,331.52	7,151.00	7,151.00	4,693.70	0.00	7,406.00
470-113 HEALTH INSURANCE	24,317.16	24,381.00	24,381.00	26,996.81	0.00	42,796.00
470-114 CITY RETIREMENT	8,909.55	9,488.00	9,488.00	7,673.12	0.00	9,826.00
470-118 LONGEVITY	1,979.98	4,264.00	4,264.00	1,199.96	0.00	6,020.00
470-120 EMPLOYEE FOOTWEAR	108.24	108.00	108.00	108.25	0.00	0.00
470-123 UNEMPLOYMENT	0.00	0.00	0.00	0.00	0.00	1,228.00
470-161 CELL PHONE STIPEND	0.00	210.00	210.00	0.00	0.00	210.00
470-163 SEVERANCE PAY	0.00	962.00	962.00	0.00	0.00	0.00
TOTAL 100 PERSONAL SERVICES	158,066.33	169,006.00	169,006.00	142,264.12	0.00	194,835.00
<u>200 MATERIAL &amp; SUPPLIES</u>						
470-201 EXPENDABLE TOOLS	0.00	350.00	350.00	0.00	0.00	350.00
470-205 CHEMICALS/FERTILIZERS	2,488.18	2,000.00	2,000.00	529.00	0.00	2,500.00
470-206 SAFETY EQUIPMENT	0.00	250.00	250.00	0.00	0.00	250.00
470-214 MATERIALS AND SUPPLIES	0.00	0.00	0.00	427.76	0.00	0.00
TOTAL 200 MATERIAL & SUPPLIES	2,488.18	2,600.00	2,600.00	956.76	0.00	3,100.00
<u>300 OTHER SERVICES &amp; CHAR</u>						
470-311 CONTRACTUAL	350.00	4,500.00	4,500.00	350.00	0.00	4,500.00
470-314 MOTIVE MAINTENANCE	0.00	1,000.00	1,000.00	0.00	0.00	1,000.00
470-315 MAINTENANCE NON-MOTIVE	9,623.74	15,000.00	15,000.00	170.49	0.00	0.00
470-334 MEDICAL	0.00	150.00	150.00	0.00	0.00	150.00
470-344 ADVERTISING-PRINTING	0.00	100.00	100.00	0.00	0.00	100.00
470-363 TRAVEL & TRAINING	0.00	100.00	100.00	0.00	0.00	100.00
470-388 PCARD PURCHASES	0.00	1,000.00	1,000.00	0.00	0.00	1,000.00
TOTAL 300 OTHER SERVICES & CHAR	9,973.74	21,850.00	21,850.00	520.49	0.00	6,850.00
<u>400 CAPITAL OUTLAY</u>						
470-401 CAPITAL OUTLAY	0.00	150,000.00	150,000.00	0.00	0.00	115,000.00
TOTAL 400 CAPITAL OUTLAY	0.00	150,000.00	150,000.00	0.00	0.00	115,000.00



PROPOSED BUDGET WORKSHEET

AS OF: MAY 30TH, 2025

75 -WMA

98 HOSPITAL

DEPARTMENT EXPENDITURES

DEPARTMENT EXPENDITURES	PRIOR YEAR	CURRENT YEAR			PROJECTED BALANCE	PROPOSED BUDGET
	ACTUAL 2023-2024	ORIGINAL BUDGET	AMENDED BUDGET	Y-T-D ACTUAL		
<u>100 PERSONAL SERVICES</u>						
TOTAL						
<u>300 OTHER SERVICES &amp; CHAR</u>						
TOTAL						
<u>400 CAPITAL OUTLAY</u>						
498-401 WRH CAPITAL OUTLAY	88,404.14	100,000.00	100,000.00	0.00	0.00	100,000.00
TOTAL 400 CAPITAL OUTLAY	88,404.14	100,000.00	100,000.00	0.00	0.00	100,000.00
<u>500 DEBT SERVICE</u>						
TOTAL						
TOTAL 98 HOSPITAL	88,404.14	100,000.00	100,000.00	0.00	0.00	100,000.00
	=====	=====	=====	=====	=====	=====
*** TOTAL EXPENDITURES ***	8,883,808.13	12,692,027.00	12,692,027.00	8,239,032.69	4,999,411.95	12,494,161.00
	=====	=====	=====	=====	=====	=====

\*\*\* END OF REPORT \*\*\*







PROPOSED BUDGET WORKSHEET

AS OF: MAY 30TH, 2025

76 -CEMETERY CARE

63 CEMETERY CARE

DEPARTMENT EXPENDITURES

DEPARTMENT EXPENDITURES	PRIOR YEAR	CURRENT YEAR			PROJECTED BALANCE	PROPOSED BUDGET
	ACTUAL 2023-2024	ORIGINAL BUDGET	AMENDED BUDGET	Y-T-D ACTUAL		
<hr/>						
<u>400 CAPITAL OUTLAY</u>						
463-401 CAPITAL OUTLAY	0.00	0.00	0.00	0.00	3,963.32	0.00
TOTAL 400 CAPITAL OUTLAY	0.00	0.00	0.00	0.00	3,963.32	0.00
<hr/>						
<u>600 INTER FUND TRANSFERS</u>						
TOTAL						
<hr/>						
TOTAL 63 CEMETERY CARE	0.00	0.00	0.00	0.00	3,963.32	0.00
<hr/>						
*** TOTAL EXPENDITURES ***	0.00	76,500.00	76,500.00	0.00	3,963.32	96,500.00
<hr/>						

\*\*\* END OF REPORT \*\*\*

PROPOSED BUDGET WORKSHEET

AS OF: MAY 30TH, 2025

81 -INTERNAL SERVICE FUND

FINANCIAL SUMMARY

	PRIOR YEAR	----- CURRENT YEAR -----			PROJECTED BALANCE	PROPOSED BUDGET
	ACTUAL 2023-2024	ORIGINAL BUDGET	AMENDED BUDGET	Y-T-D ACTUAL		

REVENUE SUMMARY

=====	=====	=====	=====	=====	=====
-------	-------	-------	-------	-------	-------

EXPENDITURE SUMMARY

PROPOSED BUDGET WORKSHEET

AS OF: MAY 30TH, 2025

81 -INTERNAL SERVICE FUND

DEPARTMENT REVENUES	PRIOR YEAR	----- CURRENT YEAR -----			PROJECTED BALANCE	PROPOSED BUDGET
	ACTUAL 2023-2024	ORIGINAL BUDGET	AMENDED BUDGET	Y-T-D ACTUAL		
<u>33 CHARGES FOR SERVICES</u>	_____	_____	_____	_____	_____	_____
TOTAL	_____	_____	_____	_____	_____	_____
<u>35 INTEREST</u>	_____	_____	_____	_____	_____	_____
TOTAL	_____	_____	_____	_____	_____	_____
<u>36 MISCELLANEOUS</u>	_____	_____	_____	_____	_____	_____
TOTAL	_____	_____	_____	_____	_____	_____
<u>39 OTHER</u>	_____	_____	_____	_____	_____	_____
TOTAL	=====	=====	=====	=====	=====	=====

\*\*\* END OF REPORT \*\*\*

PROPOSED BUDGET WORKSHEET

AS OF: MAY 30TH, 2025

84 -MUNICIPAL COURT

FINANCIAL SUMMARY

PRIOR YEAR	----- CURRENT YEAR -----				
ACTUAL	ORIGINAL	AMENDED	Y-T-D	PROJECTED	PROPOSED
2023-2024	BUDGET	BUDGET	ACTUAL	BALANCE	BUDGET

REVENUE SUMMARY

=====	=====	=====	=====	=====	=====
-------	-------	-------	-------	-------	-------

EXPENDITURE SUMMARY

PROPOSED BUDGET WORKSHEET

AS OF: MAY 30TH, 2025

84 -MUNICIPAL COURT

DEPARTMENT REVENUES	PRIOR YEAR	----- CURRENT YEAR -----			PROJECTED BALANCE	PROPOSED BUDGET
	ACTUAL 2023-2024	ORIGINAL BUDGET	AMENDED BUDGET	Y-T-D ACTUAL		
33 CHARGES FOR SERVICES	_____	_____	_____	_____	_____	_____
TOTAL	_____	_____	_____	_____	_____	_____
34 FEES AND FORFEITURES	_____	_____	_____	_____	_____	_____
TOTAL	_____	_____	_____	_____	_____	_____
35 INTEREST	_____	_____	_____	_____	_____	_____
TOTAL	_____	_____	_____	_____	_____	_____
36 MISCELLANEOUS	_____	_____	_____	_____	_____	_____
TOTAL	=====	=====	=====	=====	=====	=====

\*\*\* END OF REPORT \*\*\*

PROPOSED BUDGET WORKSHEET

AS OF: MAY 30TH, 2025

94 -PERPETUAL CARE FUND

FINANCIAL SUMMARY	PRIOR YEAR	----- CURRENT YEAR -----			PROJECTED BALANCE	PROPOSED BUDGET
	ACTUAL 2023-2024	ORIGINAL BUDGET	AMENDED BUDGET	Y-T-D ACTUAL		
REVENUE SUMMARY						
35 INTEREST	948.68	400.00	400.00	580.63	312.87	400.00
39 OTHER	<u>0.00</u>	<u>15,000.00</u>	<u>15,000.00</u>	<u>0.00</u>	<u>0.00</u>	<u>16,000.00</u>
*** TOTAL REVENUES ***	<u>948.68</u>	<u>15,400.00</u>	<u>15,400.00</u>	<u>580.63</u>	<u>312.87</u>	<u>16,400.00</u>
EXPENDITURE SUMMARY						
NON-DEPARTMENTAL	<u>0.00</u>	<u>15,400.00</u>	<u>15,400.00</u>	<u>0.00</u>	<u>0.00</u>	<u>16,400.00</u>
*** TOTAL EXPENDITURES ***	<u>0.00</u>	<u>15,400.00</u>	<u>15,400.00</u>	<u>0.00</u>	<u>0.00</u>	<u>16,400.00</u>
** REVENUES OVER (UNDER) EXPENDITURES **	<u>948.68</u>	<u>0.00</u>	<u>0.00</u>	<u>580.63</u>	<u>312.87</u>	<u>0.00</u>





C I T Y O F W O O D W A R D  
 PROPOSED BUDGET WORKSHEET  
 AS OF: MAY 30TH, 2025

94 -PERPETUAL CARE FUND  
 63 CEMETERY PERPETURAL  
 DEPARTMENT EXPENDITURES

DEPARTMENT EXPENDITURES	PRIOR YEAR	----- CURRENT YEAR -----			PROJECTED BALANCE	PROPOSED BUDGET
	ACTUAL 2023-2024	ORIGINAL BUDGET	AMENDED BUDGET	Y-T-D ACTUAL		
300 OTHER SERVICES & CHAR						
TOTAL						
TOTAL						
*** TOTAL EXPENDITURES ***	0.00	15,400.00	15,400.00	0.00	0.00	16,400.00

\*\*\* END OF REPORT \*\*\*

C I T Y O F W O O D W A R D  
 PROPOSED BUDGET WORKSHEET  
 AS OF: MAY 30TH, 2025

99 -CAPITAL PROJECT FUND

FINANCIAL SUMMARY	PRIOR YEAR	----- CURRENT YEAR -----			PROJECTED BALANCE	PROPOSED BUDGET
	ACTUAL 2023-2024	ORIGINAL BUDGET	AMENDED BUDGET	Y-T-D ACTUAL		
REVENUE SUMMARY						
36 MISCELLANEOUS	0.00	5,830,424.00	5,830,424.00	0.00	0.00	0.00
37 TRANSFER FROM OTHER FU	0.00	0.00	0.00	0.00	6,367,134.03	0.00
39 OTHER	<u>0.00</u>	<u>0.00</u>	<u>0.00</u>	<u>0.00</u>	<u>4,730,499.06</u>	<u>2,590,000.00</u>
*** TOTAL REVENUES ***	0.00	5,830,424.00	5,830,424.00	0.00	11,097,633.09	2,590,000.00
EXPENDITURE SUMMARY						
00-NON DEPARTMENT	0.00	0.00	0.00	0.00	4,946,090.07	0.00
62-PARKS	0.00	0.00	0.00	0.00	5,898,281.92	0.00
64-STREETS	0.00	0.00	0.00	0.00	7,723.50	0.00
65-WATER	0.00	2,405,424.00	2,405,424.00	923,520.28	209,328.00	565,000.00
66-WASTE WATER	<u>0.00</u>	<u>3,425,000.00</u>	<u>3,425,000.00</u>	<u>92,501.81</u>	<u>0.00</u>	<u>2,025,000.00</u>
*** TOTAL EXPENDITURES ***	0.00	5,830,424.00	5,830,424.00	1,016,022.09	11,061,423.49	2,590,000.00
** REVENUES OVER (UNDER) EXPENDITURES **	0.00	0.00	0.00	( 1,016,022.09)	36,209.60	0.00





















PROPOSED BUDGET WORKSHEET

AS OF: MAY 30TH, 2025

99 -CAPITAL PROJECT FUND

82-FIRE OPERATIONS

DEPARTMENT EXPENDITURES

PRIOR YEAR

----- CURRENT YEAR -----

ACTUAL

ORIGINAL

AMENDED

Y-T-D

PROJECTED

PROPOSED

2023-2024

BUDGET

BUDGET

ACTUAL

BALANCE

BUDGET

400 CAPITAL OUTLAY

TOTAL

TOTAL

\*\*\* TOTAL EXPENDITURES \*\*\*

0.00

5,830,424.00

5,830,424.00

1,016,022.09

11,061,423.49

2,590,000.00

\*\*\* END OF REPORT \*\*\*